

FY25 Recommended Budget and FY25 – 30 Plans

Core Messages

- The revenue outlook for us and the State has weakened.
- We are overcommitted.
- Blueprint is a significant concern.
- There are still challenges to be dealt with in the Operating Plan.

How Did We Get Here?

Decades of Change

- A changing funding relationship with the State
- Service, infrastructure, and facility choices
- Mandates
- The Great Recession
- Changing demographics
- A changing world
- Use of one-time funding
- Choices to build in expenditures without a plan

Changing Relationship with the State

- Early 90s recession
- Continued evolution
- FY10
 - Highway User Revenue (HUR)
- Blueprint
- State funding of government partners

Service, Infrastructure, and Facilities

- Services
 - Transit fixed routes; anyone can ride
 - Water resources collaboration with municipalities
 - Veterans' services
 - Not In Carroll
 - Career EMS

Service, Infrastructure, and Facilities

- Infrastructure
 - Stormwater ponds
 - Fiber network
 - Roads
 - Storm drains
 - Inlets
 - Culverts

Service, Infrastructure, and Facilities

- Facilities
 - Buildings
 - Parks
 - Door access
 - Security cameras

Facilities

- Schools
 - Century HS
 - Winters Mill HS
 - Manchester Valley HS
 - Shiloh MS
 - Cranberry Station ES
 - Linton Springs ES
 - Parrs Ridge ES
 - Ebb Valley ES
 - Gateway

Facilities

- Libraries
 - Finksburg
 - Exploration Commons
- Senior Centers
 - North Carroll
 - South Carroll

Facilities

- Carroll Community College
 - Pappalardo Building
 - K Building
 - *Artificial turf field and stadium*
- Other
 - Safe Haven
 - COVE
 - Charles Carroll
 - Transit
 - *SAO HQ*
 - *Sheriff HQ*
 - *Parking garage*

Mandates

- NPDES
- Full-Day K
- SROs
- Body-worn cameras
- Blueprint
- Minimum wage
- Next Gen 911
- Medically Assisted Treatment

Mandates – Costs Passed to Us

- Teacher pensions
- SDAT

The Great Recession

- We never recovered
- Reduced positions without reducing services

Changing Demographics

- We aren't growing the way we once were.
- We are getting older.
- Both impact revenue growth

A Changing World

- Cybersecurity
- Hardware to software
- Analog to digital
- Mental illness and drug abuse
- Expectations for services, facilities, and infrastructure

Use of One-Time Revenue

- Every time we use one-time revenue to pay for ongoing costs, we create a problem.
- The cumulative impact

New Expenditures Without a Plan

- Transferring solid waste
- Growth of the Sheriff's function
- Teacher retirement
- Career EMS
- SROs
- Body-worn cameras
- Blueprint

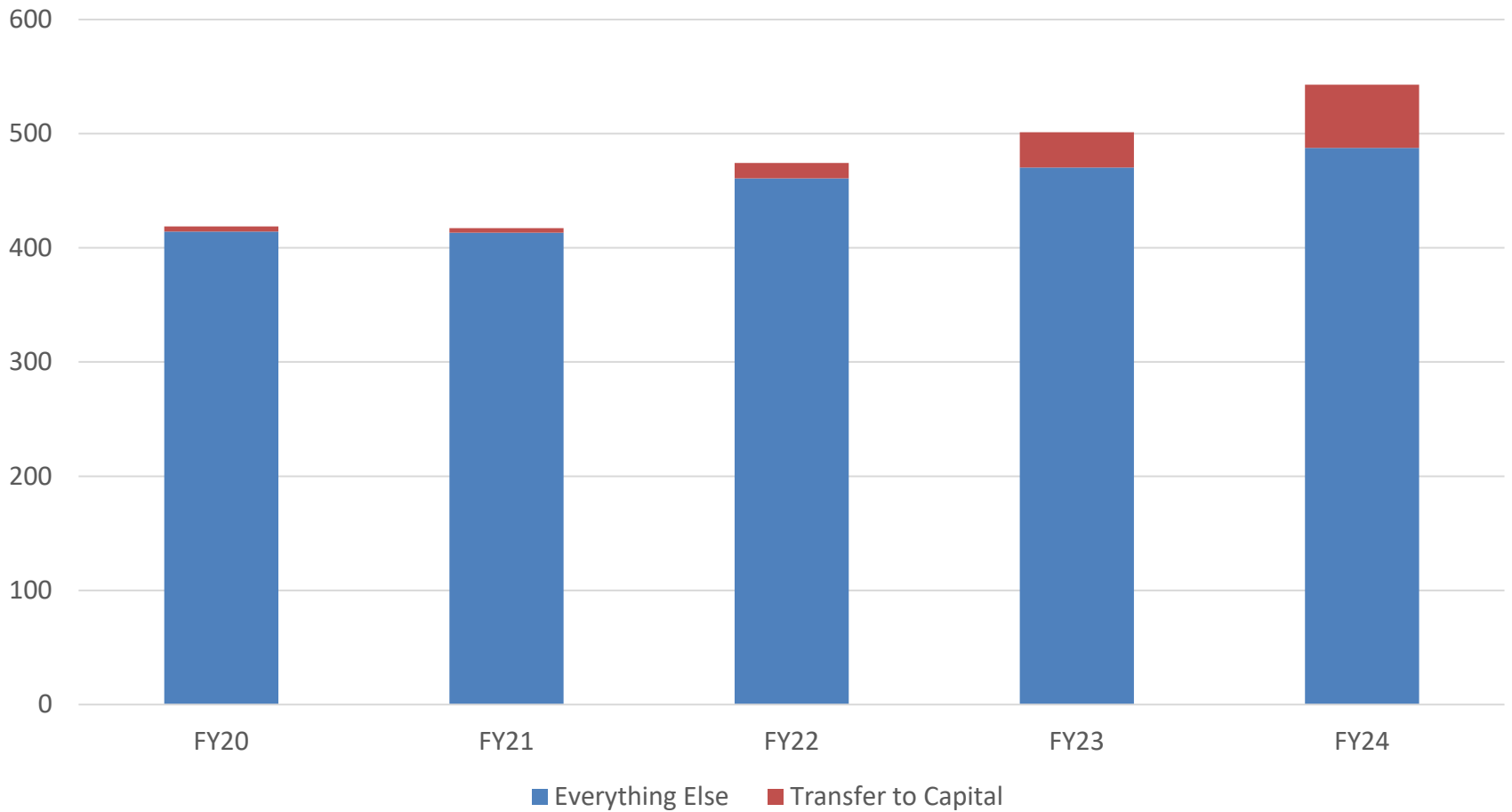
Where did the Funding Go?

FY00 – FY24

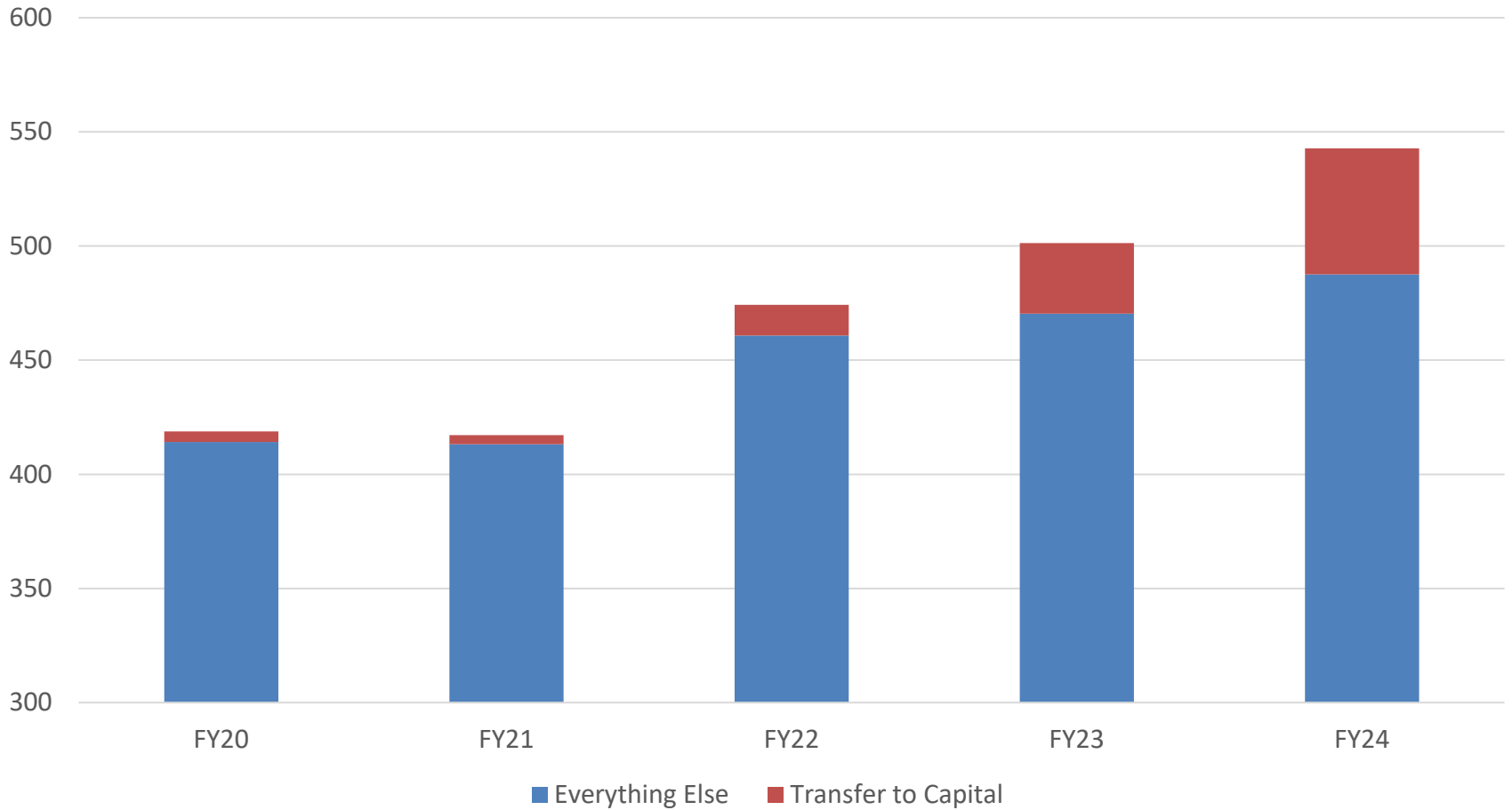
- Revenue has increased approximately \$350M
- FY24 transfer to capital was an unusually large \$55M.
- A more typical \$5M would leave us at \$300M growth.
- 45% of that growth went to CCPS.
- 65% of that growth went to seven agencies not under your authority.

FY20 - FY24

Transfer to Capital



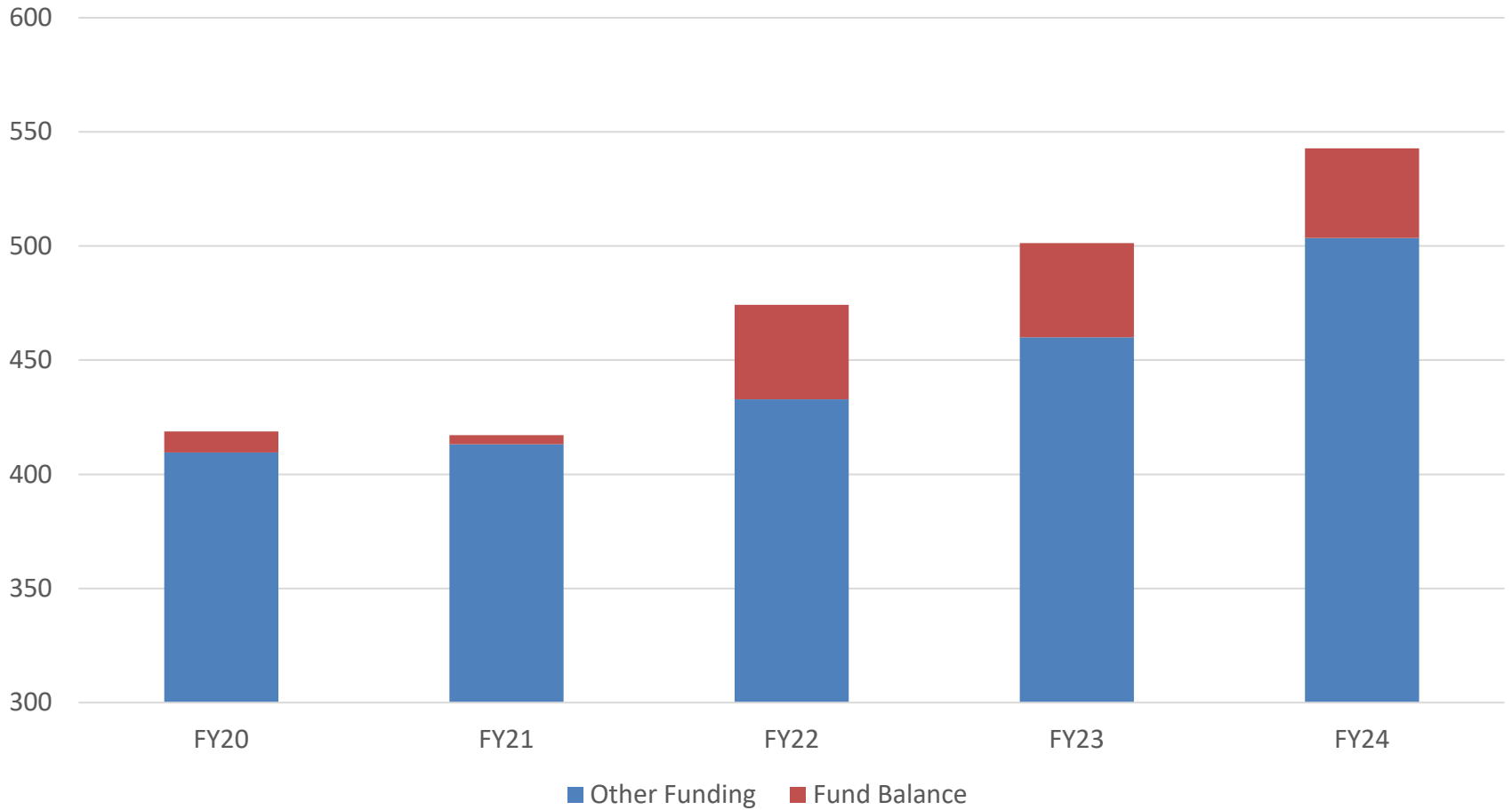
Transfer to Capital



Use of Fund Balance



Use of Fund Balance



FY24 Year-End

FY24 Year-End Projection

Revenues	(\$14.9M)
Reserve for Contingency	5.2M
Unexpended	10.0M
Year-End Balance	\$0.3M
Unassigned Fund Balance 6/30/23	\$44.3M
Planned Carryover to FY26	(4.9M)
Projected FY24 Unassigned	(4.7M)
Used in Recommended Budget	(14.5M)
Total Projected Unassigned Fund Balance 6/30/24	\$25.2M

FY25 - 30 Revenue

FY25 - 30 Adopted Budget Revenue

	FY25	FY26	FY27	FY28	FY29
Annual	\$504.8	\$520.6	\$536.6	\$552.8	\$569.8
Below the Line	23.2	23.1	27.3	25.9	27.2
Total	\$527.9	\$543.7	\$563.9	\$578.7	\$597.0

Revenue Changes from Adopted Plan

	FY25	FY26	FY27	FY28	FY29
Total Property Tax	\$3.5M	\$8.5M	\$12.1M	\$13.9M	\$12.3M
Income Tax	(16.1)	(16.5)	(16.9)	(17.3)	(17.8)
Investment Income	2.6	1.0	1.0	1.0	1.0
Recordation	(0.5)	(0.4)	(0.1)	(0.1)	(0.1)
Other	(0.3)	(0.3)	(0.3)	(0.3)	(0.3)
Total Annual Revenues	(\$10.8M)	(\$7.7M)	(\$4.1M)	(\$2.8M)	(\$4.8M)

FY25 - 30 Recommended Revenue

	FY25	FY26	FY27	FY28	FY29	FY30
Annual	\$493.9	\$512.8	\$532.5	\$549.9	\$565.0	\$580.6
Below the Line	30.1	22.2	25.5	25.8	27.7	28.0
Total	\$524.0	\$535.0	\$557.9	\$575.8	\$592.7	\$608.6

FY25 - 30 Operating Plan

Recommended Op Plan

FY24-29 Adopted	FY25	FY26	FY27	FY28	FY29
Balance	(\$6.6M)	(\$4.3M)	(\$9.5M)	(\$15.0M)	(\$19.3M)

FY25-30 Recomm	FY25	FY26	FY27	FY28	FY29
Change in Total Revenues	(\$3.9M)	(\$8.7M)	(\$5.9M)	(\$2.9M)	(\$4.3M)
Change in Expenditures	1.9	(3.9)	(2.1)	0.1	2.2
Balance	(\$12.4M)	(\$9.0M)	(\$13.3M)	(\$18.0M)	(\$25.8M)
Balance as a % of budget	(2.4%)	(1.7%)	(2.4%)	(3.1%)	(4.4%)

Still to be Dealt With

- Full understanding of the costs of Fire/EMS
- Implementing Blueprint
- Changes that emerge from the Proposed discussions
- Other things you will be asked to fund

Changes From the Adopted FY24 - 29 Op Plan

Decreases From the Op Plan

- BOE Debt Service
 - Changes to planned projects
- Debt Service
 - Timing of bond sales
- Public Works
 - Utility costs held mostly flat
 - Reduction in planned fuel costs

Decreases From the Op Plan

- Transfer to Solid Waste
 - Recycling - Tonnage and processing fee decreasing
- Transfer to Workers Comp ISF
 - Eliminated in FY25 due to experience

Decreases From the Op Plan

In millions	FY25	FY26	FY27	FY28	FY29
BOE DS	(0.5)	(0.9)	(1.7)	0.0	0.6
Debt Service	(3.0)	(4.1)	(2.7)	(1.3)	(1.0)
DPW	(1.5)	(1.7)	(1.8)	(1.8)	(1.8)
Risk Management	(0.7)	0.0	0.0	0.0	0.0
Transfer to Solid Waste	(0.3)	(0.3)	(0.2)	(0.1)	(0.1)
Reserve for Contingencies	(0.7)	(0.7)	(0.7)	(0.7)	(0.7)

Increases From the Op Plan

- Courts
 - Digital conversion of records
- Health and Fringe
 - Claims experience
 - Higher growth than anticipated
- IT
 - Land Management System Migration
 - Software maintenance
 - One-time GIS CORE upgrade

Increases From the Op Plan

- Board of Elections
 - State salary increase and assumption increase throughout the plan
- Public Safety Pension

Increases From the Op Plan

- Transfer to Capital
 - Use of one-time in FY25:
 - \$2.0M PFAS Remediation CIP
 - \$4.0M General Government Unallocated CIP
 - \$1.5M Piney Run Dam CIP
 - Increases for County Technology and Self-Contained Breathing Apparatus Replacement for Fire/EMS

Increases From the Op Plan

In millions	FY25	FY26	FY27	FY28	FY29
Courts	2.0	0.0	0.0	0.0	0.0
Net Fire/EMS	0.3	0.1	0.6	0.5	0.1
Health/Fringe	2.2	2.0	2.2	2.4	2.7
Elections	0.1	0.1	0.2	0.2	0.2
Technology	0.4	0.4	0.6	0.6	0.6
Pension	0.9	0.9	0.9	1.0	1.0
Transfer to Capital	4.9	0.3	0.3	0.4	0.4

Positions Included in the Op Plan

- Fire Transition – 84 positions
- Facilities/Community Parks – 6 positions to maintain new buildings/parks

Not Included In The Op Plan

- Additional funding for Fire/EMS plan
- Blueprint funding
- Requests you choose to fund
- Federal or State mandates
- Anything else we don't know about yet
- Developing Northern Landfill

Carroll County Public Schools

FY25

Public Schools

- County revenue – \$233.0M, an increase of \$7.1M or 3.13%
- State revenue – \$188.2M, an increase of \$9.6M

Public Schools

- Proposed Non-Restricted Budget - \$421.7M, an increase of \$20.6M or 5.1% from FY24

Public Schools

- Expenditure Drivers
 - Reserve for negotiations and Blueprint initiatives
 - Inflationary-type increases
 - Technology
 - Special Education
 - Positions tied to Blueprint

School Debt Service

- \$14.1M – increase of \$1.4M or 11.1%
 - Paid with dedicated income tax
 - Career and Tech
 - East Middle School replacement

Carroll Community College and Carroll County Public Library

FY25

Community College

- \$12.3M – increase of \$0.4M or 3.0%
 - Requesting an additional \$858,000 for a total increase of 10.2%
- \$13.1M State – decrease of \$0.8M or 6.4%
- \$11.2M Tuition – increase of \$1.5M
- Total Budget - \$40.7M – increase of \$1.9M or 4.9%
 - Assumes the additional requested funding from the County

Community College

- Revenue increase – \$1.9M
 - Includes the requested \$858,000
- Expenditures
 - 5% salary increase \$1.2M
 - Funds to support software upgrade \$0.5M
 - Increase health care fringe benefit \$0.2M

Community College

- Adult Basic Education - \$204,040 – decrease of \$0.8M or 28.2%
 - State funding request \$297,220
 - Total Program \$581,260
- Entrepreneurship Program – not included

Library

- \$11.6M – increase of \$338,450 or 3.0%
- \$1.3M State – increase of \$37,740 or 3.0%
- Total Budget – \$12.9M

Public Safety

FY25

Sheriff's Office

- \$28.7M – increase of \$1.2M or 4.18%
 - Sheriff Salary plan
 - 4% growth

Sheriff's Office

- \$28.7M Total
 - \$14.8M – Law Enforcement
 - \$9.9M – Corrections
 - \$3.9M – Administrative Services
 - \$71,960 – Training Academy (non-personnel)
 - \$20,670 – Advocacy and Investigation Center

Courts and State's Attorney

- Courts
 - \$4.0M, increase of \$0.4M or 11.0%
- State's Attorney
 - \$4.8M, increase of \$0.2M or 5.3%

VESA/EMS

- EMS
 - \$0 – decrease of \$2.7M or 100%
 - Companies for FY25 transition
 - Hampstead
 - Pleasant Valley
 - Lineboro
 - Union Bridge
 - New Windsor
 - Gamber
 - Winfield

VESA/EMS

- VESA
 - \$4.7M – decrease of \$0.3M or 5.5%
 - Transfer of expenses to County Fire/EMS:
 - EVOD \$0.4M
 - 3% base growth, as planned
 - Increase of \$0.1M

Fire Services Administration

- Fire Services Administration
 - \$7.8M – increase of \$0.5M
 - Transition of costs from Public Safety
 - Increases in contract to purchase gear
 - Insurance increases

Net New Funding

- Net New Funding
 - \$21.9M – increase of \$8.5M
 - Onboarding and funding for 84 positions
 - Recommended includes:
 - Salary and Fringes
 - Onboarding expenses
 - Operating expenses
 - Ambulance replacements

Public Safety Other

- LOSAP
 - \$0.7M – flat from FY24
- Animal Control
 - \$1.1M – increase of \$0.1M or 9.2%
 - 3.0% base increase
 - Planned vehicle replacement in FY25

Commissioner Agencies

FY25

Public Works

- Public Works \$41.9M – increase of \$0.1M or - 0.2%
 - Price increases:
 - Supplies and materials
 - Contracted services
 - Parts
 - Vehicles and equipment

Public Works

- Facilities Projects
 - Asbestos removal
 - Carpet and painting
 - Historic Courthouse AC Unit Replacement
 - Courthouse Annex Boiler Replacement
 - Distillery Building chimney inspection and repairs
 - Agricultural Center HVAC replacement
 - Finksburg Library HVAC controls

Public Works

- Fleet Equipment Replacements – \$5.7M
 - 16 marked Sheriff vehicles
 - 5 unmarked Sheriff vehicles
 - 1 Detention Center vehicles
 - 5 Heavy trucks
 - 9 Passenger auto
 - 8 Small trucks
 - 1 Paint truck
 - 8 Equipment replacements
- Additional Equipment for new Facilities positions

Citizen Services

- Citizen Services Admin/Aging \$1.9M – increase of \$64,360 or 8.8%
- Recovery Support Services \$0.4M – increase of \$370,460 or 523.8%

Recreation and Parks

- \$4.2M – increase of \$936,230 or 28.3%
 - Community Parks budget

Culture

- Historical Society - \$60,000, flat from FY24
- Union Mills - \$20,000, flat from FY24

Other Commissioner Budgets

- Public Safety \$7.3M – decrease of \$29,690 or 0.4%
- Technology Services - \$8.2M – increase of \$0.8M or 11.19%
 - Tyler Technologies
 - Maintenance cost for Accela to cloud and implementation of ProjectDox
 - One-time cost to upgrade GIS CORE from 4 to 8
 - Vista Protect
 - Increased cost of subscriptions

Other Commissioner Budgets

- Human Resources \$1.4M – decrease of \$433,630 or 54.1%
 - Administration \$1.3M – decrease of \$396,490 or 23.14%
 - Personnel Services \$0.1M – decrease of \$37,140 or 30.9%

Other Commissioner Budgets

- Health and Fringe Benefits \$19.8M – increase of \$3.0M or 18.1%
 - OPEB flat to FY24
 - Medical claims growing 6%
 - ISF reduction of (\$1.0M)
 - Planned Growth rates increase by 0.25% per year, starting at 6% in FY25.

Other Commissioner Budgets

- Comptroller \$3.8M – increase of \$83,660 or 2.3%
- Management and Budget \$3.2M – decrease of \$471,770 or 13.0%
- County Attorney – \$1.0M – increase of \$35,570 or 3.9%

Other Commissioner Budgets

- Planning and Land Management – \$4.1M – increase of \$48,170 or 1.2%
- Economic Development \$3M – increase of \$51,470 or 1.8%

Other Commissioner Budgets

- Watershed Restoration and Protection Fund
\$3.8M – an increase of \$129,710
 - Funding:
 - \$3.7M Real Property Tax
 - \$0.1M Town funding for 2 NPDES positions
 - Expenditures:
 - Salary, Fringes, and operating increase \$0.1M

Citizen Services

Non-Profit Service Providers

Non-Profit Service Providers

- \$4.3M – In total, increase of \$52,180 or 1.2%
 - One-time funding in FY24 coming out

Non-Profit Growth Rates

- Access Carroll – 3%
- Springboard Community Services – 3%
- Flying Colors of Success – 5%
- Care Healing Center – 5%
- Youth Services Bureau – 2%

Non-Profit Growth Rates

- Target – 2%
- The Arc of Carroll County – 2%
- Penn-Mar – 2%
- Human Services Program – 2%
- Sheppard Pratt – 2%

Citizen Services - State

- Health Department \$4.1M – increase of \$118,070 or 3.0%
- Social Services \$20,000 – flat from FY24

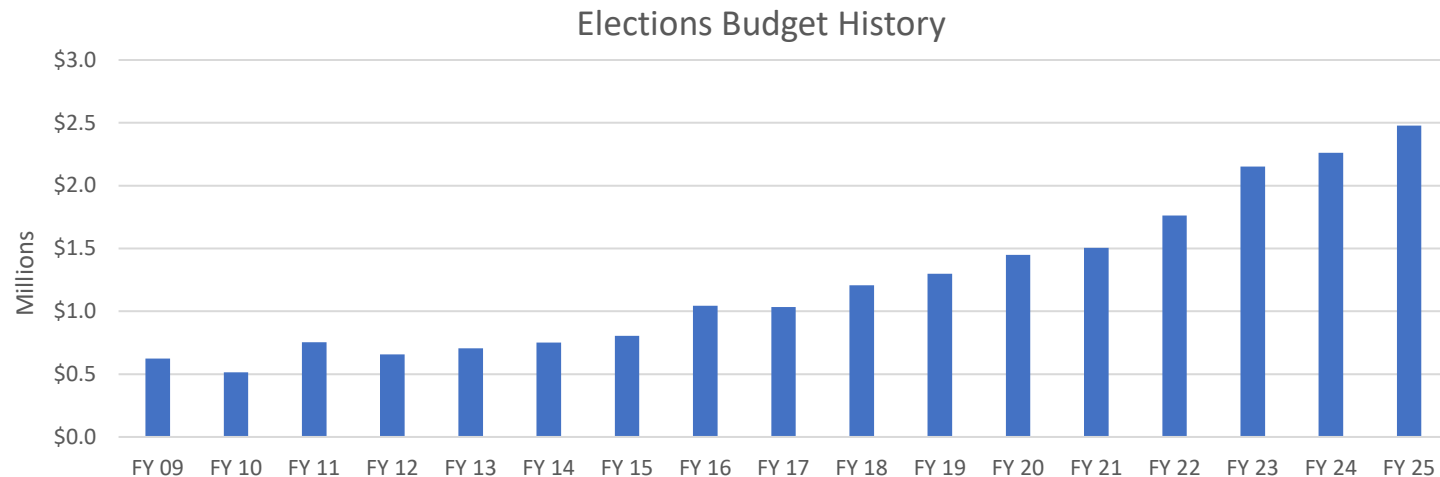
Other Budgets

Conservation and Natural Resources

- Soil Conservation \$0.5M – increase of \$19,960 or 4.6%
- Weed Control \$91,440 – increase of \$12,990 or 16.6%
- Extension Office of Carroll County \$0.5M – increase of \$4,220 or 0.9%
 - 3% COLA
- Spongy Moth \$30,000 – flat

General Government Other

- Election Board \$2.5M – increase of \$217,390 or 9.6%
 - State salary increase
 - Election judge cost
 - One-time conference expenses



General Government Other

- County Commissioners \$1.3M – increase of \$47,340 or 3.8%
- Not in Carroll \$0.3M – increase of \$9,550 or 3%
- Audio Video Production \$0.2M – increase of \$11,100 or 4.9%

General Government Other

- Cable Regulatory Commission \$0.2M – increase of \$9,530 or 5.0%
- Community Media Center \$0.7M – decrease of \$19,600 or 2.7%
 - \$30,400 true-up
 - \$10,000 decrease in base

Transfers

- Transfer to Capital \$26.3M – decrease of \$28.9M
- Transfer to Transit Grant \$1.4M – increase of \$980,690
 - Partially covered by CARES funding
- Transfer to all other grants \$1.0M – decrease of \$29,860
- Transfer to Airport EF \$16,000 – flat from FY24
- Transfer to Fiber EF \$0.9M – increase of \$681,960
- Transfer to Solid Waste EF \$3.7M – decrease of \$0.9M
- Transfer to Utilities EF \$0.4M – decrease of \$0.1M

Transfers and Reserves

- Intergovernmental Transfer – Town/County - \$4.0M – increase of \$0.1M or 3.0%
- Reserve for Contingencies \$6.3M – decrease of \$0.4M or 6.9%

Debt Service

- County \$15.5M – decrease of \$2.0M or 11.5%
- Stormwater Debt Service \$2.4M – decrease of \$1.1M or 32.4%
- IPA debt service \$4.0M – increase of \$1.0M or 36.0%

Pensions and OPEB

- Pensions
 - \$11.9M – increase of \$4.3M or 56.0%
 - \$4.4M for County Employee Pension Plan, a \$0.5M increase or 14.2%
 - ADC \$4.4M
 - \$7.5M for Public Safety Pension Plan, a \$3.7M increase or 99%
 - ADC \$3.7M
- OPEB
 - \$0.3M – flat to FY24

Long-Term Liabilities

Long-Term Liabilities

- Bonded debt
- IPAs
- Other debt
- Pensions
- LOSAP
- OPEB

Long-Term Liabilities

- Bonded Debt
 - Well below our debt capacity guidelines but no room for additional debt service
- Pensions
 - Unfunded Liability \$29.5M, up from \$22.8M
 - County Pension from \$11.6M to \$17.1M
 - Public Safety from \$11.2M to \$12.4M

Long-Term Liabilities

- OPEB
 - Unfunded Liability (\$36.8M), down from \$46.3M
ADC is \$0
- LOSAP
 - Unfunded Liability \$3.4M as of 1/1/23, up from \$1.9M 1/1/21
 - ARC \$0.7M
 - Funding below ARC by \$80K

Non-Debt Long-Term Liabilities

	FY24	FY25
OPEB Net Liability	(\$36.8M)	(\$36.8M)
Pension Unfunded Liability	22.8M	29.5M
LOSAP Unfunded Liability	1.9M	3.4M
Total Existing Long-Term Liabilities	(\$12.1M)	(\$3.9M)

FY25 CIP

FY25 Capital Budget

Fund (In Millions)	FY24 Budget	FY25 Recomm	Change
Capital	\$160.8	\$113.3	(\$47.4)
Airport	0.0	0.0	0.0
Fiber	0.0	0.9	0.9
Solid Waste	1.0	0.0	(1.0)
Utilities	6.0	7.6	1.6
Total	\$167.8	\$121.8	(\$46.0)

FY25 Capital Fund

Fund	FY24 Budget	FY25 Recomm	Change
Local	\$130.7M	\$77.0M	(\$53.7M)
State	28.1M	32.2M	4.0M
Federal	1.4M	3.8M	2.4M
Other	0.5M	0.4M	(0.1M)
Total	\$160.8M	\$113.3M	(\$47.4M)

FY25 Schools

- Schools - \$58.3M
 - K and Pre-K Additions - \$23.8M
 - HVAC Replacements - \$10.8M
 - Roof Replacement - \$6.5M
 - Paving - \$1.0M
 - Technology - \$1.0M
 - Relocatable Classrooms - \$0.3M

FY25 Conservation

- Conservation and Open Space - \$10.8M
 - Agricultural Land Preservation - \$4.9M
 - Local Program - \$3.9M
 - State Program - \$1.0M
 - Water Quality - \$3.9M
 - NPDES - \$3.6M
 - Stormwater Facility Renovation - \$0.3M
 - PFAs Remediation - \$2.0M

FY25 Public Works

- Roads – \$21.9M
 - Pavement Management - \$16.6M
 - Pavement Preservation - \$1.2M
 - Georgetown Boulevard Extension - \$2.0M
 - Public Works Unallocated - \$0.8M
 - Market Street Extension - \$0.8M
 - Storm Drain Inspection and Rehabilitation - \$0.3M

FY25 Public Works

- Bridges – \$7.2M
 - Maintenance Projects - \$0.4M
 - Hawks Hill Road/Little Pipe Creek Trib. - \$0.9M
 - Hughes Shop Road/Bear Branch Road - \$0.7M
 - McKinstry's Mill Road/Little Pipe Creek – \$0.5M
 - McKinstry's Mill Road/Sams Creek - \$0.5M
 - Patapsco Road/E. Branch Patapsco - \$2.0M
 - Stem Road/Wolf Pit Branch - \$1.0M
 - Stone Chapel Road/Little Pipe Creek - \$1.2M

FY25 Recreation and Culture

- Recreation and Parks - \$2.6M
 - Sports Complex Field Improvements - \$1.7M
 - Tot Lot Replacement - \$0.3M
 - Piney Run Paving - \$0.1M
 - Park Restoration - \$0.2M
 - Land Acquisition - \$0.2M
 - Community Self-Help and Town Fund - \$0.1M
 - Funding
 - Program Open Space
 - General Fund dollars

FY25 General Government

- General Government - \$12.4M
 - County Building Systemic Renovations – \$1.5M
 - County Technology – \$1.4M
 - Detention Center Access System Replacement - \$0.1M
 - Fire and EMS – Regional Water Supply - \$0.2M
 - Fire and EMS – Self-Contained Breathing Apparatus - \$0.5M
 - General Government Unallocated - \$4.0M

FY25 General Government

- General Government –
 - Generator Replacement - \$0.2M
 - Land Management System Migration – \$0.3M
 - Library Technology – \$0.1M
 - Maintenance Center Fuel Tank Replacement - \$1.5M
 - Piney Run Dam Rehabilitation - \$1.5M
 - Parking Lot Overlays - \$0.3M
 - Payroll/HR System Replacement - \$0.2M
 - Piney Run Dam Rehabilitation \$1.5M
 - PS Emergency Communication Radios - \$0.7M

FY25 – 30 CIP

FY25 - 30 CIP

- Bridges
 - Brown Road over Roaring Run
 - Gaither Road over South Branch Patapsco
 - Hawks Hill Road over Little Pipe Creek Tributary
 - Hughes Shop Road over Bear Branch Road
 - McKinstry's Mill Road over Little Pipe Creek
 - McKinstry's Mill Road over Sams Creek
 - McKinstry's Mill Road over Tributary to Little Pipe Creek
 - Old Kay's Mill Road over Beaver Run
 - Patapsco Road over E. Branch Patapsco
 - Stem Road over Wolf Pit Branch
 - Stone Chapel Road over Little Pipe Creek
 - Woodbine Road over S. Branch Patapsco

FY25 – 30 CIP

- Recreation and Culture
 - Freedom Park Field Light Replacement
 - Pavilion Replacements
 - Piney Run Park Pavilion Road Paving
 - Sports Complex Field Improvements
 - Tot Lot Replacement
- General Government
 - Detention Center Access System Replacement
 - Land Management System Migration
 - Maintenance Center Fuel Tank Replacement
 - Payroll/Human Resources System Replacement
 - Piney Run Dam Rehabilitation

FY25 – 30 Enterprise Funds

- Airport
 - Grounds and Maintenance Equipment
- Fiber Network
 - CCPN Equipment Replacement
- Utilities
 - Liberty Tank Booster Station
 - Patapsco Valley Pump Station Rehab
 - Stone Manor Pump Replacement
 - Water Meter System Upgrade

Not Included in the
Recommended CIP

Not In

- Schools
 - BEST Program/PreK Addition – Robert Moton Elementary
 - Freedom Elementary Addition
 - Liberty High Modernization
 - Security Improvements
 - Sykesville Middle Addition
 - William Winchester Elementary Modernization

Not In

- Roads
 - Arrington/Raincliffe Road Connection and Realignment
 - Bark Hill Salt Storage Replacement
 - Hampstead Salt Storage
 - Hodges Material Storage Replacement
 - Maintenance Center Salt Storage Replacement
 - Winfield Salt Storage Replacement

Not In

- Recreation and Culture
 - Cape Horn Park Additional Field Lighting
 - Freedom Park Field Light Replacements
 - Piney Run Lower Bathroom Replacement
 - Outdoor Basketball Courts Additions
 - Hashawha Waterless Restroom
 - Mayeski Park Field Light Replacements
 - Northwest Regional Park
 - Union Mills Recreation Area

Not In

- General Government
 - Animal Control Building
 - Carroll Community College:
 - Applied Technology Center
 - Athletic Facility

Not In

- General Government
 - Facilities Operations Building
 - Facilities Storage Building
 - Public Safety Building
 - Transit Building Addition

Not In

- General Government
 - Senior Centers:
 - Taneytown Senior Center Renovation
 - Westminster Senior Center Porch Enclosure
 - Health Department:
 - Building Expansion

Not In

- General Government
 - Public Library:
 - Eldersburg Library Modernization
 - North Carroll Library Expansion
 - Westminster Library Modernization

Not In

- General Government
 - Sheriff's Office:
 - Detention Center Recreation Yard Roof
 - Detention Center Replacement
 - Detention Center Sally Port Roof

Special Revenue Funds

Special Revenue Funds

- Opioid Restitution Fund
- Emergency Medical Billing
- Community Reinvestment and Repair Fund
- Hotel Rental Tax

Enterprise Funds

Airport Enterprise Fund

- Operating
 - \$1.3M – an increase of \$16,120, or 1.3%
- Capital
 - Grounds and Maintenance Equipment of \$36K per year

Fiber Network EF

- Operating
 - \$0.4M – held flat
 - Dark Fiber lease revenue increases \$167,280, or 122.7%
- Capital
 - \$0.9M for CCPN Equipment Replacement
 - General Fund Transfers increases for FY25 capital costs

Firearms Facility EF

- Operating
 - \$304,000 – increase of \$63,790 or 26.6%
 - Operating costs increase \$15,930
 - Revenue in excess increases \$35,660

Septage Enterprise Fund

- Operating –
 - \$0.8M – a decrease of \$147,500 or 15.7%
 - One-time funding in FY24 of \$255,000 for
 - UV Tank Painting
 - Roof Replacement
 - Operating costs increase \$50,480
 - Revenue in excess increases \$70,600

Solid Waste Enterprise Fund

- Operating
 - \$14.0M – an increase of \$0.5M or 3.7%
 - Transfer Station increases \$0.4M
 - Tons transferred increases by 10K, or \$0.6M in increased expense offset by revenue
 - Recycling decreases \$0.4M or 16.7% due to improvements in the market price for recycled material and a reduction in tons
 - Net Processing fee decreases from \$91/ton to \$86/ton
 - Tonnage decreases 1,800 tons
 - Solid Waste Accounting decreases \$0.2M for landfill closure/post-closure

Utilities Enterprise Funds

- Operating
 - \$10.9M – an increase of \$0.4M or 3.6%
- Capital
 - \$7.6M – an increase of \$1.6M

Summary of Recommended Budget

Recommended Operating Plan

(In Millions)	FY25	FY26	FY27	FY28	FY29	FY30
Revenues	\$524.0	\$535.0	\$557.9	\$575.8	\$592.7	\$608.6
Expenses	536.4	544.0	571.2	593.8	618.5	644.1
Balance	(\$12.4)	(\$9.0)	(\$13.3)	(\$18.0)	(\$25.8)	(\$35.5)

Commissioner Ideas and Comments

Commissioner Thoughts

- Delaying capital projects
- Transit
- Privatization
- Forward funding Ag Preservation
- PFA lawsuits
- Competitive salaries

Now What?

Materials Provided to BCC

- Recommended Budget Summary
- Recommended CIP Budget Book
- FY25 Recommended Budget compared to FY24 Adopted without benefit allocations
- FY25 – 30 Recommended Budget with benefit allocations

Now What?

- Agency sessions
 - March 26
 - March 28
- Proposed work sessions
 - April 2
 - April 4
 - April 9
 - April 11
 - April 16
 - April 18 (back up)
- Release Commissioners' Proposed Budget April 23

Now What?

- Community Budget presentations
 - Dates and locations:
 - 4/24 – Eldersburg Library 7:00 pm
 - 4/25 – Mt. Airy Library 7:00 pm
 - 4/29 – Westminster Library 7:00 pm
 - 4/30 – Taneytown Library 7:00 pm
 - 5/1 – North Carroll Library 7:00 pm

Now What?

- Public Hearing on the Budget May 6 at the Carroll County Arts Council at 7:00 pm
- Adopted work session May 14
- Adopted work session May 16
- Budget Adoption May 21