


Carroll County Maryland



Community Investment Plan
Adopted
Fiscal Years 2020-2025



PRODUCED BY

The Department of Management and Budget

Ted Zaleski..... Director
Deborah Effingham..... Chief, Bureau of Budget
Judy Flickinger..... Management and Budget Project Coordinator
Heidi Pepin..... Management and Budget Project Coordinator
Lynn Karr..... Senior Management and Budget Analyst
Stephanie Krome Senior Management and Budget Analyst
Chizuko Godwin Management and Budget Analyst
Taylor Hockensmith..... Management and Budget Analyst

Special thanks to the staff in Production and Distribution

Accessibility

The Americans with Disability Act applies to the Carroll County Government and its programs, services, activities and facilities. If you have questions, suggestions, or complaints, please contact the Carroll County Government Americans with Disabilities Coordinator at (410) 386-3600 or TTY (410) 848-9747. The mailing address is: 10 Distillery Drive, Suite 101, Westminster, Maryland 21157.

FY 20 - FY 25 CIP

Adopted

Table of Contents

Board of County Commissioners

Board of County Commissioners Title Page	1
Board of County Commissioners.....	3
Appointed Officials.....	4

Quick Guide to the 20 – 25 Community Investment Plan

Quick Guide to the FY 20 – 25 Community Investment Plan Title Page.....	5
Quick Guide to the FY 20 – 25 Community Investment Plan.....	7

Comparison Charts

Comparison Charts Title Page	11
Public Schools Comparison	13
Conservation and Open Space Comparison.....	15
Roads Comparison	16
Bridges Comparison.....	18
Recreation and Culture Comparison.....	19
General Government Comparison	22
Enterprise Funds – Airport, Fiber Network, and Solid Waste Comparison	25
Enterprise Fund – Utilities Comparison	26

All Funds and Capital Budget Summary

Capital Budget Summary Title Page.....	29
FY 18 – FY 20 All Funds Revenue Summary	31
FY 18 – FY 20 All Funds Appropriations Summary.....	32
FY 18 – FY 20 Capital Fund Revenues	33
Capital Fund Revenues – Graph	34
Capital Fund Revenues – Charts.....	35
FY 18 – FY 20 Capital Fund Appropriations	36
FY 18 – FY 20 Capital Fund Appropriations Expanded	37
Capital Fund Appropriations – Graph.....	38
Capital Fund Appropriations – Charts	39
FY 19 Schedule of Reappropriations.....	40
Community Investment Plan for Fiscal Year 2020.....	41

Active Capital Projects with Prior Appropriations

Active Capital Projects with Prior Appropriations Title Page.....	43
---	----

Explanation of Active Capital Projects.....	45
Active Capital Projects with Prior Appropriations	46
FY 19 New Projects Mid-Year	50
FY 19 Project Closures	51

Operating Impacts of Capital Projects

Operating Impacts of Capital Projects Title Page.....	53
Operating Impacts of Capital Projects	55
Community Investment Plan General Fund Operating Impacts.....	55

Budget Summary

Budget Summary Title Page	59
FY 20 – FY 25 Community Investment Plan	61
FY 20 – FY 25 Operating Impacts.....	67

Public Schools

Public Schools Title Page	69
Public Schools Overview.....	71
FY 2020 Capital Improvement Program Budget Request	72
FY 2020 – 2025 Capital Improvement Program Plan	73
Ten Year Facilities Master Plan.....	74
Public Schools Summary Page	78
Career and Technology Center	79
High School Science Room Renovations	80
HVAC Improvements and Replacements.....	81
HVAC System Replacement – Spring Garden Elementary.....	82
HVAC System Replacement – Winfield Elementary.....	83
Paving	84
Relocatable Classroom Removal	85
Roof Repairs	86
Roof Replacement – Cranberry Station Elementary.....	87
Roof Replacements	88
Technology Improvements	89
Transfer to Operating Budget for BOE Debt Service.....	90
Window Replacement – South Carroll High	91
Window Replacement – Westminster High.....	92

Conservation and Open Space

Conservation and Open Space Title Page.....	93
Conservation and Open Space Overview	95
Conservation and Open Space Summary Page.....	96
Agriculture Land Preservation.....	97
Stormwater Facility Renovation	98

Watershed Assessment and Improvement (NPDES)99

Public Works

Public Works Title Page101
Public Works Overview103

Roads

Roads Title Page105
Roads Summary Page107
Highway Safety Improvements.....108
Market Street Extended.....109
Pavement Management Program110
Pavement Preservation.....111
Ramp and Sidewalk Upgrades112
Small Drainage Structures113
State Road Projects114
Storm Drain Rehabilitation.....115
Storm Drain Video Inspection116

Bridges

Bridges Title Page.....117
Bridges Summary Page.....119
Babylon Road over Silver Run120
Bridge Inspection and Inventory.....121
Bridge Maintenance and Structural Repair.....122
Cleaning and Painting of Bridge Structural Steel.....123
Gaither Road over South Branch Patapsco.....124
Hawks Hill Road over Little Pipe Creek Tributary125
McKinstry's Mill Road over Little Pipe Creek.....126

Recreation and Culture

Recreation and Culture Title Page127
Recreation and Culture Overview.....129
Recreation and Culture Summary Page130
Bear Branch Nature Center Pavilion Replacement.....131
Bear Branch Nature Center Roof Replacement.....132
Community Self-Help Projects133
Deer Park Lighting Replacement.....134
Double Pipe Creek Boat Ramp135
Gillis Falls Trail136
Hashawha and Bear Branch Paving.....137
Krimgold Park Phase II.....138
Land Acquisition.....139

Leister Park Phase II	140
Northwest Trail	141
Old Liberty Road Park Paving.....	142
Park Restoration.....	143
Piney Run Pavilion Road Paving.....	144
Piney Run Pavilion Replacement.....	145
Sports Complex Building Roof.....	146
Sports Complex Lighting.....	147
Tot Lot Replacement.....	148
Town Fund.....	149
Union Mills Water Flume, Shaft, and Waterwheel Replacement.....	150

General Government

General Government Title Page.....	151
General Government Overview Page	153
General Government Summary Page.....	154
Carroll Community College Systemic Renovations	155
Carroll Community College Technology.....	156
Charles Carroll Gymnasium and Community Center	157
County Building Access System Replacements/Additions	158
County Building Systemic Renovations	159
County Technology.....	160
Courthouse Annex Renovation	161
Elections Pollbooks and Printers	162
Facilities Asset Management and Work Order System	163
Farm Museum Tot Lot.....	164
Fleet Lift Replacements	165
Generator Replacement.....	166
Library Technology	167
Parking Lot Overlays	168
Public Safety Emergency Communications Radios	169
Public Safety Regional Water Supply.....	170
Public Safety Training Center.....	171
Sheriff's Office – Eldersburg Precinct.....	172
Westminster Library – Exploration Commons	173

Enterprise Funds

Enterprise Funds Title Page	175
Enterprise Funds Overview Page.....	177
Enterprise Funds FY 20 – FY 25 Community Investment Plan	178
FY 19 Enterprise Fund Schedule of Reappropriations	181

Airport Enterprise Fund

Airport Title Page183
Airport Summary Page185
Grounds and Maintenance Equipment.....186

Fiber Network Enterprise Fund

Fiber Network Title Page.....187
Fiber Network Summary Page.....189
CCPN Equipment Replacement.....190

Utilities Enterprise Fund

Utilities Title Page191
Utilities Summary Page193
Billing Software194
County Water Line Rehabilitation/Replacement.....195
Fairhaven Well House Rehabilitation.....196
Freedom Sewer Rehabilitation.....197
Freedom Wells and Connections198
Freedom WTP Membrane Replacement.....199
Hampstead Sewer Rehabilitation.....200
Hydrant Replacements201
North Pump Station Upgrade.....202
Patapsco Valley Pump Station Upgrade203
Pleasant Valley WWTP Rehabilitation.....204
Runnymede Wastewater Treatment Facility Rehabilitation205
Sewer Grinder Installation/Rehabilitation206
Sewer Line Repair, Replacements, and New Installations207
Sewer Manhole Rehabilitation.....208
Shiloh Pump Station Expansion.....209
South Carroll Wastewater Treatment Facility Rehabilitation.....210
Standby Generator Replacement.....211
Sykesville Pump Station Expansion212
Tank Rehabilitations and Replacements.....213
Town of Sykesville Streetscape Water and Sewer Upgrades214
Town of Sykesville Water and Sewer Upgrades215
Water Main Loops216
Water Main Valve Replacements217
Water Meters.....218
Water Service Line Replacement.....219
Water/Sewer Studies.....220
Winfield Pump Station Rehabilitation221

Glossary of Terms and Acronyms

Glossary of Terms and Acronyms Title Page223
Glossary of Terms and Acronyms225

Index

Index Title Page229
Index231

BOARD
OF
COUNTY COMMISSIONERS

Board of County Commissioners



*Stephen A. Wantz
President
District 1*



*Edward C. Rothstein
(COL Ret.),
1st Vice President
District 5*



*C. Richard Weaver
2nd Vice President
District 2*



*Dennis E. Frazier
District 3*



*C. Eric Bouchat
District 4*

Appointed Officials

*Roberta Windham
County Administrator*

*Robert M. Burk
Comptroller*

*Timothy C. Burke
County Attorney*

*Scott R. Campbell
Director of Public Safety*

*Jeffrey D. Castonguay
Director of Public Works*

*Jeff R. Degitz
Director of Recreation and Parks*

*Thomas S. Devilbiss
Director of Land and Resource Management*

*Lynda D. Eisenberg
Director of Comprehensive Planning*

*Kimberly L. Frock
Director of Human Resources*

*Christine C. Kay
Director of Citizen Services*

*John T. Lyburn
Director of Economic Development*

*Mark E. Ripper
Director of Technology Services*

*Ted Zaleski, III
Director of Management and Budget*

QUICK GUIDE
TO THE
COMMUNITY INVESTMENT PLAN

A Quick Guide to the FY 20 – 25 Community Investment Plan Department of Management and Budget

Introduction

The combined Operating and Capital Budget books are more than seven hundred pages long and contain a great deal of information. This Quick Guide is intended to serve as a summary of important information and changes, as well as a tool for understanding and locating information in the budget books.

Recommended, Proposed, and Adopted Budgets are available online at <https://www.carrollcountymd.gov/government/directory/management-budget/bureau-of-budget/>.

Revenues (31-35)

- Total Capital Fund revenues are budgeted at \$65.8M in FY 20, a decrease of \$30.2M from the FY 19 Capital Fund budget of \$96.0M.
- A portion of Real Property Tax revenue is appropriated directly to the Agricultural Land Preservation Program.
- Traditionally, 9.09% of Local Income Tax has been dedicated for school construction and debt service. However, the Commissioners reduced this dedicated percentage to 7.09% for FY 16 and FY 17, using the difference to fund the Public Schools' operating budget. The percentage grew to 7.59% in FY 18 and 8.09% in FY 19, with a return to 9.09% in FY 20.
- In FY 20, the largest sources of revenue are \$30.8M in Bonds and \$12.1M in Local Income Tax. Bonds are used to fund infrastructure projects. Local Income Tax pays debt service on recently completed school projects.
- Impact Fee collections fund school and park construction projects. The School Impact Fee was set at \$0 until FY 20 due to the County having met capacity needs.
- The entire \$2.5M State allocation of Highway User Revenue for FY 20 is directly appropriated to the Capital Fund for road projects.

Public Schools (69-92)

- Career and Technology Center (79) – This project provides funding of \$49.5M in FY 20 – FY 22, with total funding of \$60.1M, to expand and renovate the Career and Technology Center.
- High School Science Room Renovations (80) – Total project provides funding of \$5.8M for the renovation of science classrooms. South Carroll and Liberty High Schools were completed in FY 19. Funding of \$3.1M in FY 20 will address Westminster High.
- HVAC replacements are included for Spring Garden (82) and Winfield Elementary Schools (83) for a total of \$15.6M. Also included in FY 21 – 25 is \$37.0M for HVAC projects to be identified (81).

- Relocatable Classroom Removal (85) – This project provides funding of \$0.6M throughout the six years for removing relocatable classrooms from various school sites where they are no longer needed.
- A roof replacement of \$2.0M for Cranberry Station Elementary is included in FY 20 (87). Also included in FY 21 – 25 is \$18.0M for roof projects to be identified (88).
- Funding for window replacements at Westminster (92) and South Carroll High (91) Schools is included in FY 20 – 21, for a total of \$3.5M.

Conservation and Open Space (93-99)

- Agricultural Land Preservation (97) – Total funding for Agricultural Land Preservation for FY 20 – 25 is \$38.9M and includes funding for easements and debt service to landowners participating in Installment Purchase Agreements (IPAs). A portion of Property Tax is dedicated to this project and to debt service on IPAs.
- Stormwater Facility Renovation (98) – \$1.9M is included in FY 20 – 25 for a long-term plan to keep existing County-owned stormwater management facilities in compliance with the National Pollution Discharge Elimination Permit and to extend the useful life of the facilities. The plan is to evaluate and repair 5 to 10 facilities per year over a 30-year period.
- Watershed Assessment and Improvements National Pollutant Discharge Elimination System (NPDES) (99) – \$21.2M is included in FY 20 – 25 to implement watershed improvement projects to work toward mitigating an additional 20% of impervious surface areas within the County. In FY 15, the municipalities and the County agreed to a combined NPDES permit with the County paying 80% of the cost to mitigate municipal impervious surfaces.

Public Works (101-126)

Roads

- Market Street Extended (109) – Additional funding of \$0.5M is included in FY 20, for total funding of \$2.5M, to extend Market Street between MD 140 and Old Westminster Pike.
- Approximately \$87.5M is included in the FY 20 – 25 CIP to maintain roads throughout the County through Pavement Management (110) and Pavement Preservation (111).
- Ramp and Sidewalk Upgrades (112) – Funding of \$0.5M is planned in FY 20 – 25 for improvements to upgrade or replace non-compliant sidewalks.
- State Road Projects (114) – Funding of \$0.3M is included in FY 20 – 22 to support projects for State roads in Carroll County.
- Funding of \$2.5M is included for video inspection (116) and rehabilitation of storm drains (115) in FY 20 – 25.

Bridges

- McKinstrys Mill Road over Little Pipe Creek (126) – Funding of \$0.3M is planned in FY 24 for design. Additional funding will be included outside the plan for replacement of the bridge structure.

- Funding of \$3.0M is included for the replacement or rehabilitation of three bridges in FY 20 – 25.

Recreation and Culture (127-150)

- Funding of \$0.5M is included for replacement of a pavilion (131) and the roof (132) at Bear Branch Nature Center.
- Deer Park Lighting Replacement (134) – Funding of \$0.3M is included in FY 25 for field lighting replacements at Deer Park.
- Gillis Falls Trail (136) – Funding of \$0.5M is planned in FY 21 to establish a trail connecting Salt Box Park to the Equestrian Center.
- Hashawha and Bear Branch Paving (137) – Funding of \$0.5M is planned in FY 22 for repairs and overlay at the Bear Branch Nature Center and Hashawha Environmental Center.
- Krimgold Park Phase II (138) – This project provides planned funding of \$0.4M in FY 21 for construction of a parking lot and trail.
- Land Acquisition (139) – Funding of \$2.5M is included in FY 20 – 25 for land acquisition.
- Leister Park Phase II (140) – Funding of \$0.2M is planned in FY 22 to establish a walking trail to connect with the existing trail.
- Northwest Trail (141) – Funding of \$1.1M is planned in FY 25 to establish a trail from Taneytown to the Pennsylvania line.
- Funding of \$0.4M is planned for paving of an existing stone road and parking lots (144), and a pavilion replacement (145) at Piney Run Park.
- Sports Complex Lighting (147) – Funding of \$1.5M is included in FY 20 – 22 for lighting upgrades and additions.
- Union Mills Flume, Shaft, and Waterwheel Replacement (150) – Additional funding of \$0.6M is included in FY 23 – 24, for total funding of \$0.9M, for waterwheel, shaft, and flume replacements.

General Government (151-173)

- Carroll Community College Systemic Renovations (155) – This project provides additional funding of \$0.4M in FY 20, for total funding of \$5.9M, for upgrades to the fire alarm system, restoration of the building exterior, and HVAC and roof replacements.
- Carroll Community College Technology (156) – Additional funding of \$1.1M is included in FY 20 – 22, for total funding of \$1.8M, for replacement of laboratory computers and classroom technology.
- Charles Carroll Gymnasium and Community Center (157) – This project provides additional funding of \$0.4M in FY 21, for a total of \$3.9M, for a community center on the site of the former Charles Carroll Elementary School. FY 21 funding provides additional square feet to accommodate bleachers.
- County Building Access System Replacements/Additions (158) – The project provides additional funding of \$0.3M in FY 20, for total funding of \$0.8M, to replace and/or install building access systems at multiple County facilities.

- Elections Pollbooks and Printers (162) – This project provides funding of \$0.5M in FY 20 for replacement Board of Elections’ equipment.
- Facilities Asset Management and Work Order System (163) – This project provides funding of \$0.2M for an asset management system.
- Farm Museum Tot Lot (164) – This project provides \$0.2M of Hotel Rental Tax funding for a tot lot at the Farm Museum.
- Public Safety Emergency Communications Equipment (169) – Ongoing funding of \$0.8M is included, beginning in FY 20, for replacement of mobile and portable radios used by Public Safety and other governmental agencies.
- Public Safety Training Center (171) – This project provides funding of \$3.0M in FY 20 – 22, for total funding of \$7.3M, to complete additional phases to the Training Center. Included are parking lots, a multi-story burn building, training props, and an outdoor classroom.
- Sheriff’s Office – Eldersburg Precinct (172) – Funding of \$5.0M is included in FY 23 – 24 for construction of a precinct in Eldersburg.
- Westminster Library Basement Improvements (173) – Additional funding of \$1.3M is included in FY 20, for total funding of \$4.0M, to renovate the Westminster Library basement into a makerspace.

Fiber Network Enterprise Fund (187-190)

- CCPN Equipment Replacement (190) – This project provides planned funding of \$1.0M in FY 23 for the replacement of equipment for the Carroll County Public Network.

Utilities Enterprise Fund (191-221)

- County Water Line Rehabilitation/Replacement (195) – Funding of \$4.9M is included in FY 20 – 25 for the rehabilitation, repair, and replacement of aging water lines in the Freedom, Bark Hill, and Pleasant Valley Service Areas.
- Freedom Wells and Connections (198) – Funding of \$1.7M is included in FY 20 – 25, for total funding of \$2.7M, to reduce the County’s reliance on water purchases from the City of Baltimore.
- Funding of \$1.1M is included in FY 20 – 25 for rehabilitation of Board of Education Facilities served by Utilities including Runnymede Elementary (205), South Carroll High (210), and Winfield Elementary (221).
- Included in FY 20 – 25 is \$6.8M for pump station rehabilitations at North (202), Patapsco Valley (203), Shiloh (209), and Sykesville (212).
- Included in FY 20 – 25 is \$4.7M, for total funding of \$6.0M, for Town of Sykesville water and sewer line replacements (214).

COMPARISON CHARTS

ALL FUNDS
AND
CAPITAL BUDGET SUMMARY

FY 18 - FY 20 All Funds Revenue Summary

Revenue Source	Fiscal Year			\$ Change FY 19 to FY 20
	2018 Budget	2019 Budget	2020 Budget	
Capital Fund				
Local	\$60,850,930	\$79,268,362	\$51,084,527	(\$28,183,835)
State	8,140,530	15,064,730	13,657,081	(1,407,649)
Federal	1,520,000	329,000	331,500	2,500
Other	2,779,975	1,296,950	719,600	(577,350)
Total Capital Fund Sources	\$73,291,435	\$95,959,042	\$65,792,708	(\$30,166,334)
Airport Enterprise Fund				
Local-Enterprise Fund	\$38,020,000	\$20,000	\$17,500	(\$2,500)
Total Airport Enterprise Fund Sources	\$38,020,000	\$20,000	\$17,500	(\$2,500)
Fiber Enterprise Fund				
Local-Enterprise Fund	\$1,000,000	\$0	\$0	\$0
Total Fiber Enterprise Fund Sources	\$1,000,000	\$0	\$0	\$0
Septage Enterprise Fund				
Local-Enterprise Fund	\$1,000,000	\$0	\$0	\$0
Total Septage Enterprise Fund Sources	\$1,000,000	\$0	\$0	\$0
Solid Waste Enterprise Fund				
Local-Enterprise Fund	\$0	\$61,000	\$0	(\$61,000)
Total Solid Waste Enterprise Fund Sources	\$0	\$61,000	\$0	(\$61,000)
Utilities Enterprise Fund				
Local-Enterprise Fund	\$10,619,754	\$4,725,400	\$5,441,300	\$715,900
Total Utilities Enterprise Fund Sources	\$10,619,754	\$4,725,400	\$5,441,300	\$715,900
Total Revenues	\$123,931,189	\$100,765,442	\$71,251,508	(\$29,513,934)

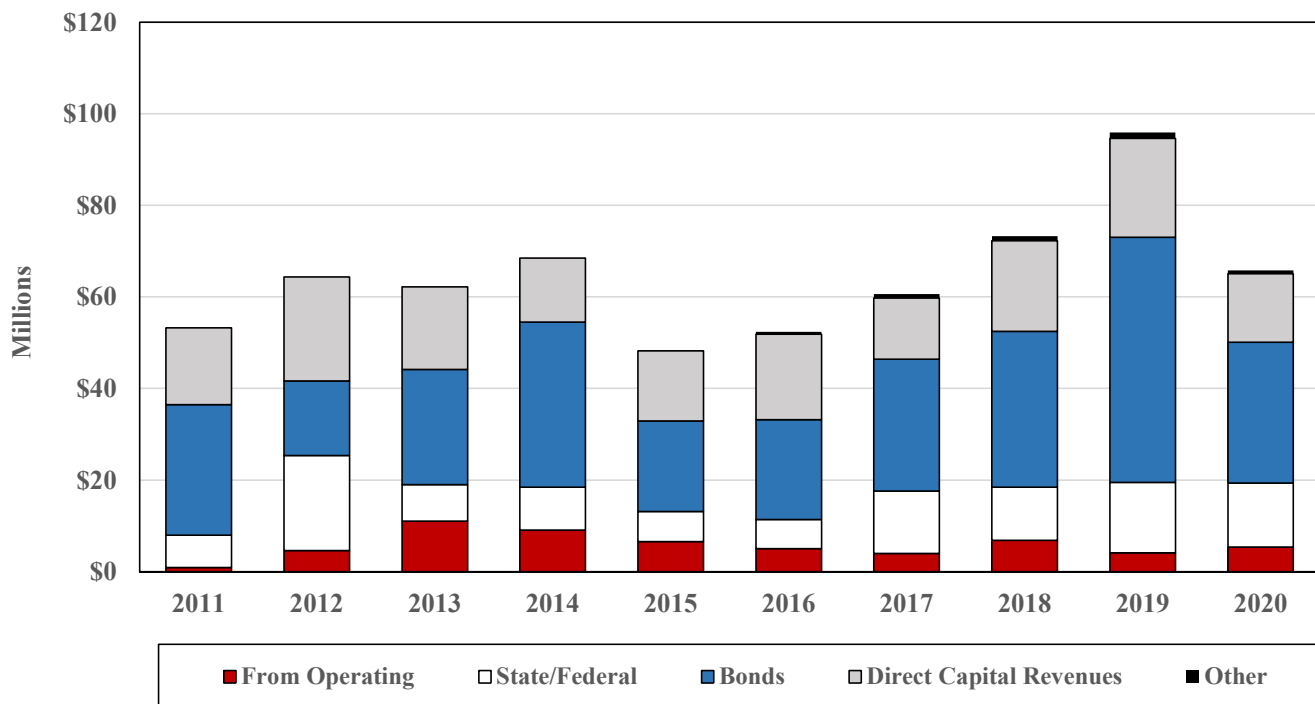
FY 18 - FY 20 All Funds Appropriations Summary

Appropriation Area	Fiscal Year			\$ Change FY 19 to FY 20
	2018 Budget	2019 Budget	2020 Budget	
Capital Fund	\$73,291,435	\$95,959,042	\$65,792,708	(\$30,166,334)
Airport Enterprise Fund	38,020,000	20,000	17,500	(2,500)
Fiber Enterprise Fund	1,000,000	0	0	0
Septage Enterprise Fund	1,000,000	0	0	0
Solid Waste Enterprise Fund	0	61,000	0	(61,000)
Utilities Enterprise Fund	10,619,754	4,725,400	5,441,300	715,900
Total Appropriations	\$123,931,189	\$100,765,442	\$71,251,508	(\$29,513,934)

FY 18 - FY 20 Capital Fund Revenues

Revenue Source	Fiscal Year			\$ Change FY 19 to FY 20
	2018 Budget	2019 Budget	2020 Budget	
Local				
Transfer from General Fund	\$6,087,130	\$3,253,998	\$4,654,146	\$1,400,148
Reallocated GF Transfer	760,000	861,200	739,266	(121,934)
Local Income Tax	12,885,900	12,155,690	12,080,720	(74,970)
Reallocated Local Income Tax	0	265,668	0	(265,668)
Property Tax	2,986,500	3,114,850	2,680,680	(434,170)
Reallocated Property Tax	191,209	1,893,541	0	(1,893,541)
Bonds	29,000,284	29,079,240	28,074,330	(1,004,910)
Reallocated Bonds	5,049,907	24,442,017	2,695,384	(21,746,633)
Bond Interest	0	62,158	0	(62,158)
Impact Fee - Parks	150,000	140,000	0	(140,000)
Reallocated Impact Fee - Parks	200,000	0	0	0
Public School Fund Balance	3,350,000	4,000,000	0	(4,000,000)
Transfer from Hotel Tax	0	0	160,000	160,000
LOCAL TOTAL	\$60,660,930	\$79,268,362	\$51,084,527	(\$28,183,835)
State				
State Highway Administration	\$176,000	\$176,000	\$176,000	\$0
Highway User Revenue	1,665,396	2,373,630	2,548,431	174,801
Reallocated Highway User Revenue	22,409	0	0	0
Program Open Space	382,600	973,100	1,651,700	678,600
Reallocated Program Open Space	854,000	0	0	0
Ag. Preservation (MALPF)	1,000,000	500,000	500,000	0
Ag Transfer Tax	190,000	300,000	150,000	(150,000)
State School Construction	3,853,000	6,989,000	7,603,950	614,950
MD Higher Education Commission	0	2,753,000	227,000	(2,526,000)
MD Library Development	187,125	1,000,000	800,000	(200,000)
State Miscellaneous Grants	1,750,000	0	0	0
STATE TOTAL	\$10,080,530	\$15,064,730	\$13,657,081	(\$1,407,649)
Federal				
Federal	\$0	\$52,000	\$0	(\$52,000)
Federal Highway/Bridge	1,520,000	277,000	331,500	54,500
FEDERAL TOTAL	\$1,520,000	\$329,000	\$331,500	\$2,500
Other				
Municipal	\$405,400	\$458,000	\$223,600	(\$234,400)
Private	624,575	838,950	496,000	(342,950)
OTHER TOTAL	\$1,029,975	\$1,296,950	\$719,600	(\$577,350)
TOTAL REVENUES	\$73,291,435	\$95,959,042	\$65,792,708	(\$30,166,334)

Capital Fund Revenues



This chart shows the capital budget by revenue source for FY 11 - 20.

From Operating includes current and prior year revenues from local sources transferred to the Capital Fund, including transfers from the General Fund and reallocated General Fund transfers.

State and Federal includes funds from sources such as Federal Aid for Bridges, State School Construction Program, Program Open Space, Highway User Revenue, State Agricultural Preservation (MALPF), and State Highway Administration.

Bonds includes new and reallocated general obligation bonds.

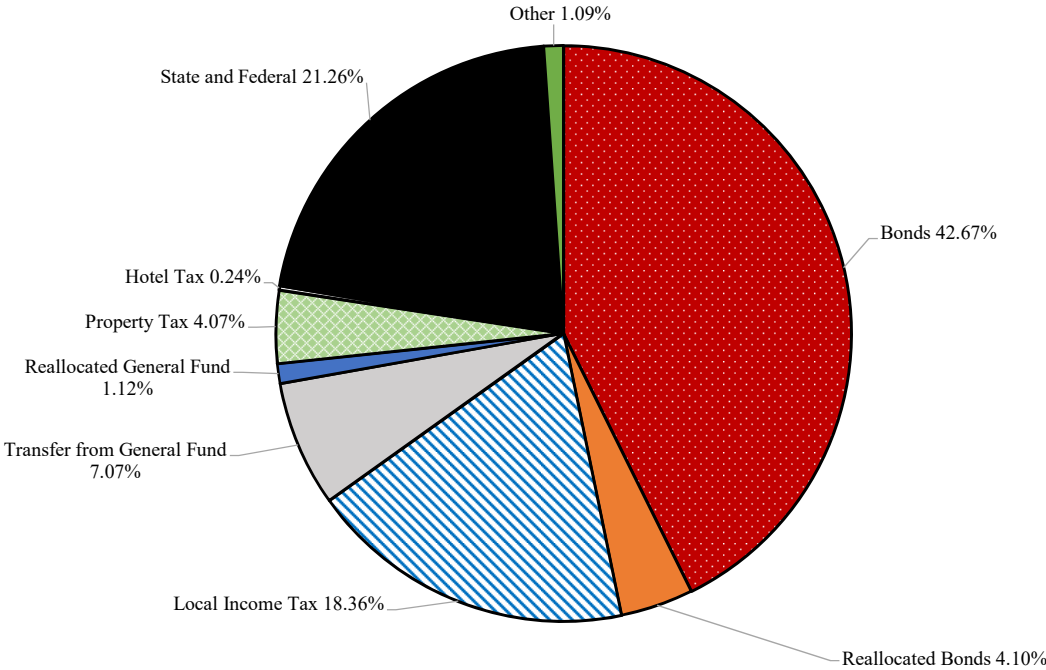
Direct Capital Revenues includes funds earmarked by the Commissioners for use in the Capital Fund. These revenues are appropriated directly to the Capital Fund rather than being transferred from the General Fund. 9.09% of Local Income Tax collected is appropriated for school construction. A portion of Real Property Tax is dedicated to agricultural preservation. Hotel Tax, a special revenue, is appropriated to specific tourism projects.

Other includes revenues such as grants, developer contributions, private, municipal, and community contributions.

Capital Fund Revenues

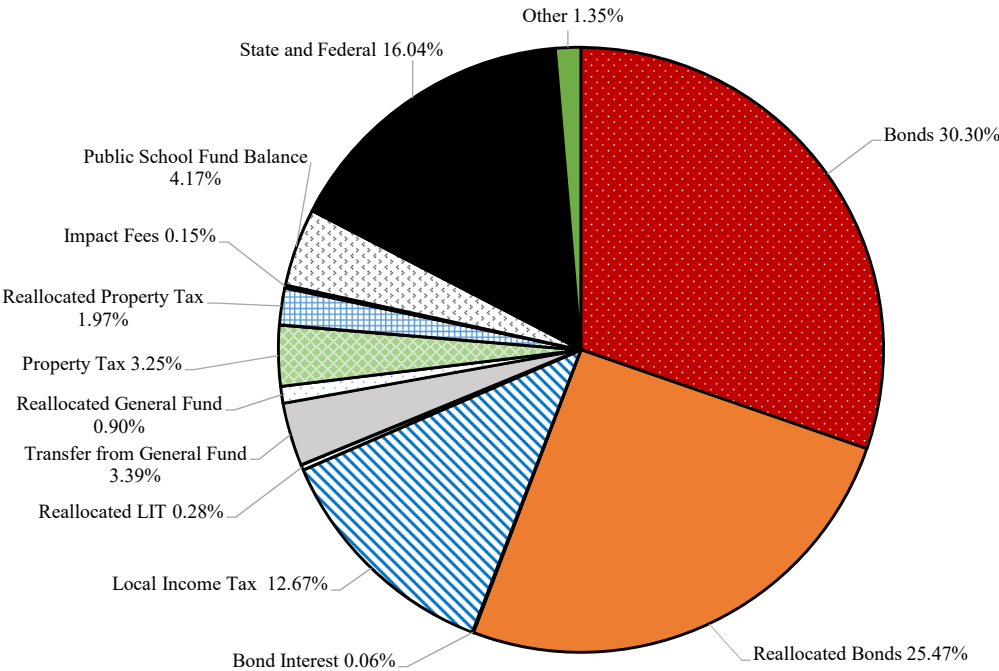
Fiscal Year 2020 Budget

\$65,792,708



Fiscal Year 2019 Budget

\$95,959,042



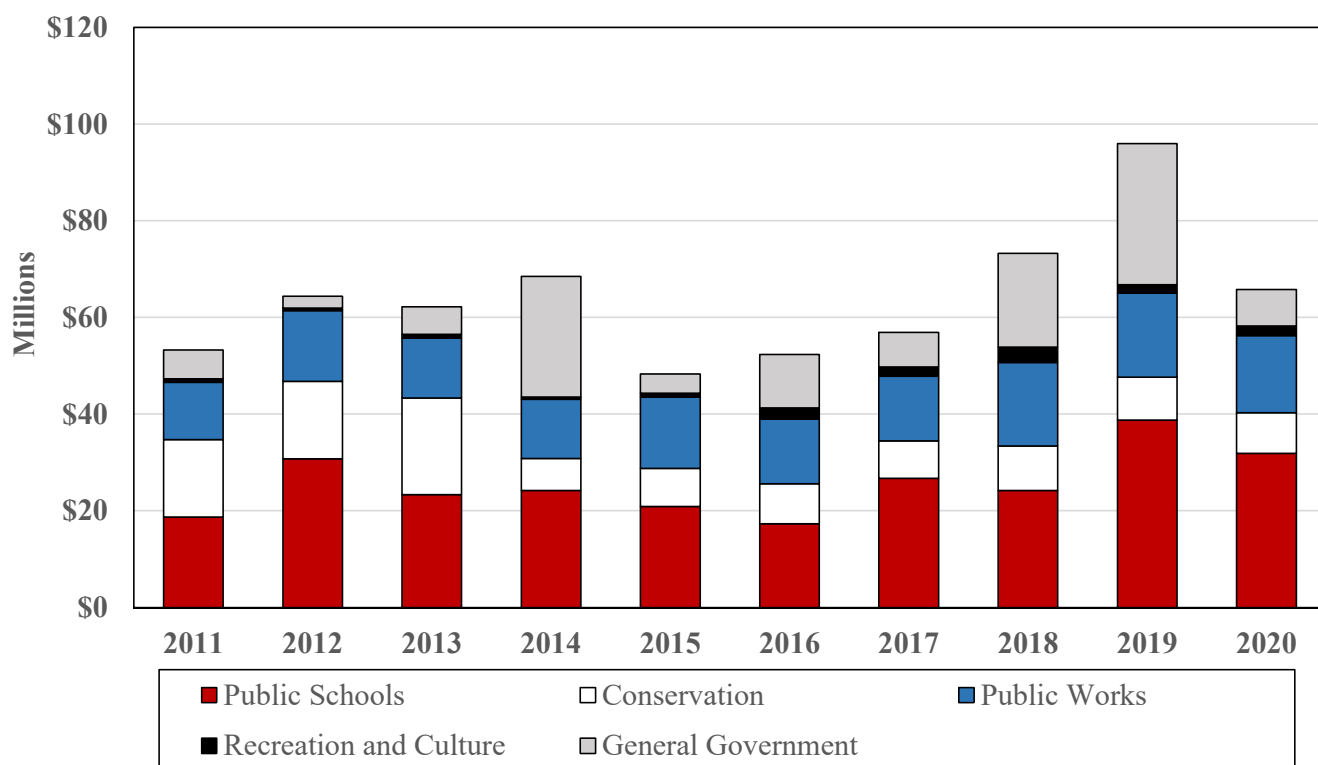
FY 18 - FY 20 Capital Fund Appropriations

Appropriation Area	Fiscal Year			\$ Change FY 19 to FY 20
	2018 Budget	2019 Budget	2020 Budget	
Public Schools	\$24,203,900	\$38,785,379	\$31,901,720	(\$6,883,659)
Conservation and Open Space	9,219,500	8,842,850	8,433,680	(409,170)
Public Works	17,272,405	17,420,494	15,900,500	(1,519,994)
Recreation and Culture	3,146,430	1,724,670	2,029,970	305,300
General Government	19,449,200	29,185,650	7,526,838	(21,658,812)
Total Appropriations	\$73,291,435	\$95,959,042	\$65,792,708	(\$30,166,334)

FY 18 - FY 20 Capital Fund Appropriations

Appropriation Area	Fiscal Year			\$ Change FY 19 to FY 20
	2018 Budget	2019 Budget	2020 Budget	
<u>Public Schools</u>	\$24,203,900	\$38,785,379	\$31,901,720	(\$6,883,659)
<u>Conservation and Open Space</u>	9,219,500	8,842,850	8,433,680	(409,170)
<u>Public Works</u>				
Roads	15,047,805	15,949,200	15,332,000	(617,200)
Bridges	2,224,600	1,471,294	568,500	(902,794)
Public Works Total	17,272,405	17,420,494	15,900,500	(1,519,994)
<u>Recreation and Culture</u>	3,146,430	1,724,670	2,029,970	305,300
<u>General Government</u>				
County Facilities	12,547,200	2,635,000	2,807,838	172,838
Criminal Justice/Public Safety	4,628,000	18,075,000	1,926,000	(16,149,000)
Farm Museum	1,450,000	0	160,000	160,000
Board of Elections	0	0	452,000	452,000
Carroll Community College	350,000	5,634,000	785,000	(4,849,000)
Libraries/Senior Centers	474,000	2,841,650	1,396,000	(1,445,650)
General Government Total	19,449,200	29,185,650	7,526,838	(21,658,812)
Total Appropriations	\$73,291,435	\$95,959,042	\$65,792,708	(\$30,166,334)

Capital Fund Appropriations



This chart shows appropriations to the five principal groupings in the Capital Fund for FY 11 - 20.

Public Schools includes school construction, renovation, and modernization projects.

Conservation includes agricultural preservation and easement programs, NPDES compliance projects, water development, and acquisition of property for other County uses, which may include future roadway easements and public facilities.

Public Works includes projects for the maintenance and construction of roads and bridges.

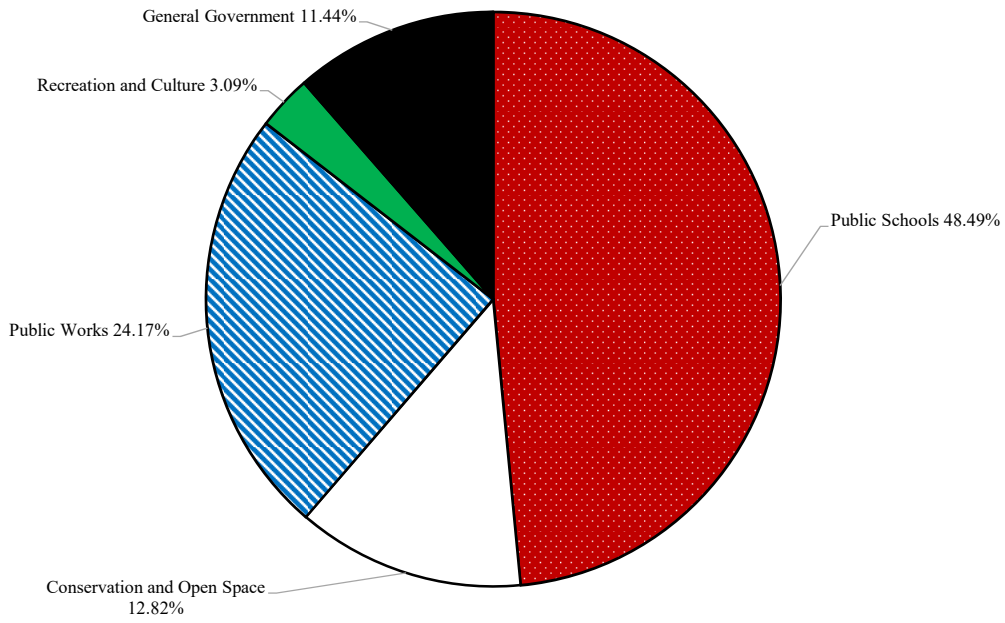
Recreation and Culture includes the purchase of land, development and restoration of parks, and preservation of Union Mills Homestead.

General Government includes projects for Public Safety, Carroll Community College, Carroll County Public Library, State's Attorney's Office, Technology Services, Senior Centers, Farm Museum, Board of Elections, and other County facilities.

Capital Fund Appropriations

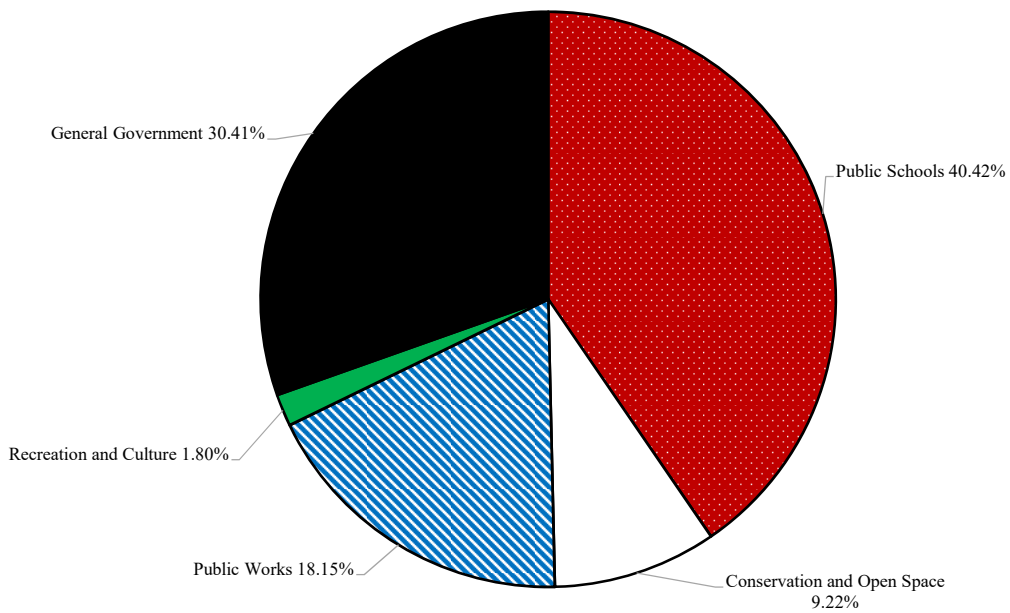
Fiscal Year 2020 Budget

\$65,792,708



Fiscal Year 2019 Budget

\$95,959,042



Community Investment Plan - Schedule of Reappropriations
Fiscal Year 2020

Reappropriations are a transfer of funds. They may occur when there are unspent budgeted funds from a completed or cancelled project, or when there is an unallocated project that holds funds for future use.

Capital Fund

Project		Source/Amount		
From	To	Current	Bonds	Other
8385 White Rock Road over Piney Run	8626 Ramp and Sidewalk Upgrades		\$60,264.83	
9674 Highway Safety Improvements	8506 Gorsuch Road Relocation			\$205,246.84
8624 Pavement Management 17	9920 Watershed Assessment and Improvement (NPDES)	\$532,999.12		
8624 Pavement Management 17	8813 Pavement Management 20		669,994.56	
8476 Rohrbaugh Road	8322 Babylon Road over Silver Run		40,500.00	
8506 Gorsuch Road Relocation	8813 Pavement Management 20		205,246.84	
8032 Silver Run Valley Road over Big Silver Run	8813 Pavement Management 20		126,011.38	
8294 Water Development	8813 Pavement Management 20		157,263.42	
8294 Water Development	9920 Watershed Assessment and Improvement (NPDES)		82,736.58	
8717 Stormwater Renovations 18	8820 Stormwater Renovations 20		92,465.80	
8766 Lucabaugh Mill Roundabout	8627 Storm Drain Rehabilitation		136,725.00	
8724 Sports Complex Overlay	8816 Sports Complex Lighting	8,169.05		
8121 Leister Park	8816 Sports Complex Lighting	23,010.00		
8631 DP&SM Resurfacing	8816 Sports Complex Lighting	4,321.45		
9736 Town Fund	8816 Sports Complex Lighting	29,799.50		
8412 County Phone Replacement	9921 Parking Lot Overlays	186.67		
8519 SIP ADA Restroom Addition	9921 Parking Lot Overlays	5,901.16		
9956 Fleet Lift Replacements	9954 County Building Systemic Renovations		22,925.74	
8729 MDEC	9954 County Building Systemic Renovations		200,000.00	
8737 NCHS BOE	9954 County Building Systemic Renovations		205,000.00	
8264 911 Radio System	8819 Public Safety Emergency Communications Radios	117,174.89		
8777 Countywide Transportation Master Plan	8819 Public Safety Emergency Communications Radios	13,000.00		
8735 CAD Records Management System	8819 Public Safety Emergency Communications Radios	4,704.20		
8711 HVAC System Replacement - Sandymount Elementary	8762 HVAC System Replacement - Winfield Elementary		696,250.00	
Total		\$739,266.04	\$2,695,384.15	\$205,246.84

Community Investment Plan For Fiscal Year 2020

	Source of Funding				
	Total FY 20	Local Other	Bonds	State	Federal and Other
PUBLIC SCHOOLS					
Career and Technology Center	\$2,493,000	\$0	\$2,493,000	\$0	\$0
High School Science Room Renovations	3,146,000	0	1,523,500	1,622,500	0
HVAC System Replacement - Spring Garden Elementary	3,175,000	0	3,175,000	0	0
HVAC System Replacement - Winfield Elementary	8,719,000	0	3,819,650	4,899,350	0
Paving	855,000	855,000	0	0	0
Roof Replacement - Cranberry Station Elementary	1,978,000	0	895,900	1,082,100	0
Technology Improvements	1,000,000	1,000,000	0	0	0
Transfer to Operating Budget for BOE Debt Service	10,225,720	10,225,720	0	0	0
Window Replacement - South Carroll High	155,000	0	155,000	0	0
Window Replacement - Westminster High	155,000	0	155,000	0	0
PUBLIC SCHOOLS TOTAL	\$31,901,720	\$12,080,720	\$12,217,050	\$7,603,950	\$0
CONSERVATION AND OPEN SPACE					
Agricultural Land Preservation	\$4,663,680	\$2,680,680	\$1,333,000	\$650,000	\$0
Stormwater Facility Renovation	320,000	0	320,000	0	0
Watershed Assessment and Improvement (NPDES)	3,450,000	732,999	2,493,401	0	223,600
CONSERVATION AND OPEN SPACE TOTAL	\$8,433,680	\$3,413,679	\$4,146,401	\$650,000	\$223,600
PUBLIC WORKS					
- ROADS -					
Highway Safety Improvements	\$30,000	\$0	\$0	\$30,000	\$0
Market Street Extended	500,000	0	0	500,000	0
Pavement Management Program	12,660,000	238,306	11,841,263	580,431	0
Pavement Preservation	1,114,000	0	0	1,114,000	0
Ramp and Sidewalk Upgrades	78,000	0	78,000	0	0
Small Drainage Structures	500,000	0	0	500,000	0
State Road Projects	100,000	100,000	0	0	0
Storm Drain Rehabilitation	215,000	0	215,000	0	0
Storm Drain Video Inspection	135,000	135,000	0	0	0
	\$15,332,000	\$473,306	\$12,134,263	\$2,724,431	\$0
- BRIDGES -					
Babylon Road over Silver Run	\$202,000	\$0	\$40,500	\$0	\$161,500
Bridge Inspection and Inventory	83,500	83,500	0	0	0
Bridge Maintenance and Structural Repair	71,000	71,000	0	0	0
Cleaning and Painting of Existing Bridge Structural Steel	212,000	42,000	0	0	170,000
	\$568,500	\$196,500	\$40,500	\$0	\$331,500
PUBLIC WORKS TOTAL	\$15,900,500	\$669,806	\$12,174,763	\$2,724,431	\$331,500
RECREATION AND CULTURE					
Bear Branch Nature Center Roof Replacement	\$270,000	\$27,000	\$0	\$243,000	\$0
Community Self-Help Projects	80,000	80,000	0	0	0
Double Pipe Creek Boat Ramp	28,000	6,000	0	22,000	0
Land Acquisition	700,000	0	0	700,000	0
Park Restoration	171,000	171,000	0	0	0
Sports Complex Lighting	683,000	68,300	0	614,700	0
Tot Lot Replacement	80,000	8,000	0	72,000	0
Town Fund	17,970	17,970	0	0	0
RECREATION AND CULTURE TOTAL	\$2,029,970	\$378,270	\$0	\$1,651,700	\$0
GENERAL GOVERNMENT					
Carroll Community College Systemic Renovations	\$435,000	\$0	\$208,000	\$227,000	\$0
Carroll Community College Technology	350,000	350,000	0	0	0
County Building Access System Replacements/Additions	280,000	280,000	0	0	0
County Building Systemic Renovations	712,500	0	712,500	0	0
County Technology	1,230,250	1,230,250	0	0	0
Elections Pollbooks and Printers	452,000	452,000	0	0	0
Facilities Asset Management and Work Order System	157,000	157,000	0	0	0
Farm Museum Tot Lot	160,000	160,000	0	0	0
Generator Replacement	185,000	0	185,000	0	0
Library Technology	100,000	100,000	0	0	0
Parking Lot Overlays	243,088	243,088	0	0	0
Public Safety Emergency Communication Radios	800,000	800,000	0	0	0
Public Safety Regional Water Supply	126,000	0	126,000	0	0
Public Safety Training Center	1,000,000	0	1,000,000	0	0
Westminster Library - Exploration Commons	1,296,000	0	0	800,000	496,000
GENERAL GOVERNMENT TOTAL	\$7,526,838	\$3,772,338	\$2,231,500	\$1,027,000	\$496,000
GRAND TOTAL	\$65,792,708	\$20,314,813	\$30,769,714	\$13,657,081	\$1,051,100

ACTIVE CAPITAL PROJECTS
WITH PRIOR APPROPRIATIONS

Explanation of Active Capital Projects

The FY 20 – 25 Community Investment Plan (CIP) includes capital projects with FY 20 appropriations and projects that have planned appropriations in FY 21 – 25. If a project included in this CIP had an appropriation in a previous fiscal year, the dollar amount of that appropriation is included in the column labeled Prior Appropriation. The following summary is intended to provide additional information on active capital projects that are not included in the current CIP and have existing appropriations prior to FY 20. Several projects listed on the summary are ongoing projects and receive additional appropriations annually.

Explanation of the Summary

Project

The project number is a number assigned to the capital project to identify it in the financial system.

Project Name

The project name is a short text identification of the project. Additional information is available in prior budget books from the fiscal year of the project's initial year of appropriation.

Initial Year of Appropriation

The initial year of appropriation is the first fiscal year that a capital project received funding. Some projects may have received funding in more than one year. However, only the first fiscal year of funding is shown.

Current Budget

This is the total existing funding appropriation to a capital project. If the project received appropriations in more than one year, it is the total of those appropriations.

Expenditures to Date

Expenditures to date are the total amount spent on a capital project so far. The date of the expenditures is listed on the report.

Current Encumbrance

When the County enters into a contract or makes other commitments to purchase goods or services the committed amount is encumbered, indicating it isn't available for other expenditures. Current encumbrance is the total amount the County has committed to spend on a capital project beyond expenditures spent to date.

Current Balance

Current balance is the amount of the budget that has not been spent or committed. It is calculated by subtracting expenditures to date and current encumbrances from the current budget.

Active Capital Projects with Prior Appropriations

As of 5/31/19

Project #	Project Name	Initial Year of Approp	Current Budget	Expend To Date	Current Encumb	Current Balance
PUBLIC SCHOOLS						
8292	Open Space	2008	8,000,000.00	7,941,794.21		58,205.79
8348	MtAiryMS	2010	19,498,660.00	19,378,461.90		120,198.10
8581	SCHSRoof	2016	1,466,503.52	1,421,030.86		45,472.66
8583	WHSRoof	2016	1,405,000.00	1,244,449.85		160,550.15
8619	CarTecCtrR	2017	10,571,194.50	241,817.77		10,329,376.73
8620	FSKRoofRep	2017	1,097,000.00	857,108.04		239,891.96
8621	FVElmRoofR	2017	641,100.00	478,536.37		162,563.63
8622	PRElmRoofR	2017	556,200.00	268,231.84		287,968.16
8623	WHSElecEqu	2017	980,000.00	676,138.06		303,861.94
8710	HSscincRen	2018	1,341,000.00	1,069,836.74		271,163.26
8711	SMHVACRplc	2018	3,113,251.48	1,952,479.91		1,160,771.57
8712	CElmRfRplc	2018	1,394,000.00	551,249.09		842,750.91
8713	EWElmRfRpl	2018	1,193,000.00	1,063,896.40		129,103.60
8714	RMElmRfRpl	2018	1,110,000.00	1,033,082.06		76,917.94
8715	RMdElmRfRp	2018	737,000.00	683,976.20		53,023.80
8721	SecImprBOE	2018	1,000,000.00	71,597.77		928,402.23
8761	BOEInfrstr	2019	2,564,337.95	0.00		2,564,337.95
8762	WES HVAC19	2019	515,000.00	212,900.00		302,100.00
8763	LintonRoof	2019	913,000.00	11,862.55		901,137.45
8764	SndymtRoof	2019	1,172,158.00	10,641.73		1,161,516.27
9554	BOE-ADAFac	1999	1,504,683.50	1,396,443.86		108,239.64
9745	Relocateab	1999	5,947,375.67	5,762,016.48		185,359.19
9746	BOERoofRep	1999	2,022,936.36	1,339,586.19		683,350.17
9748	BOE-Paving	1999	6,842,241.36	5,653,922.14		1,188,319.22
9792	BOETechImp	1999	10,042,105.30	8,666,251.49		1,375,853.81
9974	HVACImpRep	2002	169,187.08	168.83		169,018.25
CONSERVATION AND OPEN SPACE						
8294	WaterDevel	2008	20,936,401.30	8,933,570.68	349,966.05	11,652,864.57
8328	EnvirnComp	2009	1,419,500.00	365,858.09	10,539.79	1,043,102.12
9002	Land Bank	1999	22,089,803.24	16,162,360.29		5,927,442.95
9007	LandPresrv	1999	164,960,963.49	159,028,207.22		5,932,756.27
9701	I&PStudies	1999	467,167.24	382,184.11		84,983.13
9702	TrafImpStd	1999	137,692.25	130,628.80		7,063.45
9851	RuralLegacy	1999	25,982,605.68	23,964,594.51		2,018,011.17
9920	WaterAsses	2001	5,960,695.29	0.00		5,960,695.29
PUBLIC WORKS						
8718	DsgnManUpd	2018	250,000.00	0.00	245,279.17	4,720.83
9902	PubWrkUnal	2000	414,860.01	0.00		414,860.01
ROADS						
8308	RidenourWy	2008	20,000.00	0.00		20,000.00
8318	MarktStExt	2009	1,991,005.26	1,208,005.26		783,000.00
8321	RidgeRdImp	2008	160,599.72	133,963.27		26,636.45
8353	LndtwnBlvd	2010	3,700,000.00	80.04		3,699,919.96
8438	Windy Hills	2013	81,000.00	2,100.00		78,900.00
8440	PvmtMgmt13	2013	9,333,357.73	9,228,685.11		104,672.62
8476	Rohrbaugh Rd	2014	800,000.00	412,311.49	34,171.83	353,516.68
8494	Pooledale	2014	10,500.00	0.00		10,500.00
8506	GorsuchRdRelo	2015	1,000,000.00	717,517.06		282,482.94
8511	MD32Sidewalk	2015	143,000.00	44,200.00	980.00	97,820.00
8587	SafeRtJohn	2016	319,456.00	0.00	44,300.00	275,156.00
8609	MonroeAve	2016	32,240.00	0.00		32,240.00
8626	RampSdwupp	2017	225,000.00	167,392.23		57,607.77
8627	StrmDrReha	2017	2,045,430.00	384,975.00		1,660,455.00
8629	Trans/Stpr	2017	664,990.20	0.00		664,990.20
8719	Pavement18	2018	11,685,000.00	9,030,660.36	2,079,810.01	574,529.63
8720	PavPres18	2018	1,050,000.00	1,050,000.25		(0.25)
8751	JhnPcktRd	2018	1,164,236.02	1,124,183.14	32,421.52	7,631.36

Active Capital Projects with Prior Appropriations

As of 5/31/19

Project #	Project Name	Initial Year of Approp	Current Budget	Expend To Date	Current Encumb	Current Balance
8767	PavMgmt19	2019	12,210,002.72	302,491.50	9,354,706.59	2,552,804.63
8768	PavmPres19	2019	1,082,000.00	92,097.40	971,715.36	18,187.24
8769	StrmDrnVid	2019	439,300.00	104,695.17	18,679.09	315,925.74
8804	MD32Widen	2019	136,250.00	0.00		136,250.00
9604	RidgRdRelo	1999	50,000.00	3,102.04		46,897.96
9674	HighwaySaf	1999	1,265,584.99	1,047,853.35	12,190.00	205,541.64
9847	SmallDrain	1999	2,690,207.49	2,330,015.45	15,500.00	344,692.04
BRIDGES						
8032	SilverRnVl	2003	162,260.00	36,248.62		126,011.38
8322	BabRdSilRn	2009	1,027,999.95	71,323.44		956,676.51
8323	McKRd/Sams	2009	1,154,000.00	0.00		1,154,000.00
8332	HShpBearBr	2009	1,698,000.00	0.00		1,698,000.00
8383	BixRd/BPC	2011	833,000.00	63,839.93		769,160.07
8384	ShepMLPC	2011	3,990,400.00	42,740.69		3,947,659.31
8512	CapeHornRd	2015	879,600.00	547,310.44	274,130.63	58,158.93
8588	StChap/LPC	2016	922,000.00	0.00		922,000.00
8628	HollRd/Tri	2017	1,065,000.00	90,549.87	49,004.98	925,445.15
8722	Gthr/SBrn	2018	275,000.00	0.00		275,000.00
8770	BR/BB Brdg	2019	120,000.00	52,700.00	23,189.96	44,110.04
9684	BrInspInvn	1999	524,605.23	424,844.64		99,760.59
9686	CleanPaint	1999	1,598,949.43	1,021,715.09		577,234.34
9882	BrdgMaint	1999	834,100.00	591,105.78	72,257.06	170,737.16
CULTURE AND RECREATION						
8175	WVMemPark	2013	2,553,595.75	1,456,394.39		1,097,201.36
8232	ParkRestFd	2007	1,498,835.15	1,430,477.79	50,882.44	17,474.92
8439	WinfieldProp	2013	280,849.13	272,660.86	5,518.00	2,670.27
8477	UnMlRetor	2014	248,900.00	110,425.95	112,000.00	26,474.05
8513	GBTrailPhs1	2015	85,410.85	0.00		85,410.85
8632	UMHouseRen	2017	710,000.00	6,154.59	321,000.00	382,845.41
8701	DeerPrkEx	2017	1,704,000.00	313,843.81		1,390,156.19
8725	TrlDevpmt	2018	57,410.00	2,175.00		55,235.00
8726	NCHSTurf	2018	1,000,000.00	29,524.63		970,475.37
8758	KW/FVFlds	2018	4,956.00	0.00		4,956.00
8771	BCerfBrdg	2019	205,000.00	150,295.69		54,704.31
8772	CCBBertRep	2019	121,000.00	5,447.08	88,730.00	26,822.92
8773	DPCrk Ramp	2019	32,000.00	11,104.00		20,896.00
8774	FrdmPlySur	2019	82,230.00	75,000.00		7,230.00
8775	NWTrailAcq	2019	200,000.00	0.00		200,000.00
8776	UMWhlReplc	2019	291,000.00	0.00		291,000.00
8798	WnflldGrd19	2019	25,000.00	24,790.00		210.00
8799	MayeskDO19	2019	5,580.00	0.00		5,580.00
8800	SltBxMix19	2019	3,300.00	0.00		3,300.00
9139	RecPrkUnal	1999	78,561.79	0.00		78,561.79
9735	ComSelfHlp	1999	59.07	0.00		59.07
9736	Town Fund	1999	369,986.22	326,320.52		43,665.70
9925	TotLotRepl	2001	669,876.35	587,799.89		82,076.46
9926	KrimgoldPk	2001	6,159,633.62	6,104,887.68	32,998.56	21,747.38
GENERAL GOVERNMENT						
8006	IT Replace	2003	2,920,666.25	1,881,096.79	5,175.00	1,034,394.46
8163	CCPSTrCntr	2006	7,025,000.00	7,011,684.18		13,315.82
8166	PSTC-Renov	2017	4,300,000.00	260,831.89	362,592.11	3,676,576.00
8199	GovtComplex	2006	7,000,000.00	4,019,347.66		2,980,652.34
8274	RecordsMan	2008	461,800.00	397,849.85		63,950.15
8361	OpticalVM	2010	449,458.26	444,484.52		4,973.74
8412	CntyPhnSys	2012	1,200,000.00	1,199,813.33		186.67
8451	CCrtrRoom	2013	2,820,000.00	2,789,697.86		30,302.14
8480	PSERCrisis	2014	275,000.00	173,875.42		101,124.58
8485	PRPDamRep	2014	98,791.00	93,790.76		5,000.24

Active Capital Projects with Prior Appropriations

As of 5/31/19

Project #	Project Name	Initial Year of Approp	Current Budget	Expend To Date	Current Encumb	Current Balance
8517	CCCSysRenv	2015	5,309,000.00	11,923.24		5,297,076.76
8518	HSPrkStrmw	2015	300,000.00	825.00		299,175.00
8519	SIPRestroom	2015	81,388.00	75,486.84		5,901.16
8589	CrtAnxRenv	2016	152,400.00	0.00		152,400.00
8590	Pay/HRRplc	2016	1,000,000.00	721,559.48	176,607.50	101,833.02
8702	OrphCrtRen	2017	90,000.00	87,825.88		2,174.12
8727	ChCarlGym	2018	3,510,000.00	413,502.47	265,852.70	2,830,644.83
8728	CBldAccSys	2018	556,000.57	357,226.24	179,317.00	19,457.33
8729	CrtMDECImp	2018	370,000.00	97,445.24		272,554.76
8730	EMS Pagers	2018	280,000.00	0.00		280,000.00
8731	FMBldgRenv	2018	1,450,000.00	88,921.56	1,447.45	1,359,630.99
8733	PRDamTemp	2018	330,000.00	0.00		330,000.00
8734	WLbryBsmnt	2018	600,000.00	0.00		600,000.00
8778	GnrtrReplc	2019	120,000.00	89,225.73		30,774.27
8779	StAttyBldg	2019	17,000,000.00	90.50		16,999,909.50
8783	COBFbrENSB	2019	180,414.30	4,495.00		175,919.30
8784	911PhnRefr	2019	629,492.50	719.88		628,772.62
9022	DryHydProj	1999	1,174,800.00	1,049,734.30		125,065.70
9648	CompSysImp	1999	12,335,082.18	11,272,353.38	84,994.48	977,734.32
9822	LibTechImp	1999	4,180,900.00	3,477,000.59		703,899.41
9921	ParkLotOvr	2000	2,310,343.84	1,845,214.41		465,129.43
9954	COBSysReno	2002	8,199,100.98	6,520,079.71	214,081.00	1,464,940.27
9957	GenGovUnal	2002	155,891.04	0.00		155,891.04

Active Capital Projects with Prior Appropriations

Project #	Project Name	Initial Year of Approp	Current Budget	Expend To Date	Current Encumb	Current Balance
AIRPORT ENTERPRISE FUND						
6818	GrndsFacIm	2010	405,180.44	378,617.05		26,563.39
6821-6826	ArprtExten	2013	83,103,085.00	1,066,734.41		82,036,350.59
FIBER NETWORK ENTERPRISE FUND						
6603	CCFNExpns	2018	555,000.00	62,609.95		492,390.05
6604	BBGrant	2018	400,000.00	0.00		400,000.00
SEPTAGE ENTERPRISE FUND						
6704	SeptgImprv	2013	5,500,000.00	465,173.54		5,034,826.46
SOLID WASTE ENTERPRISE FUND						
6520	HoodsMillr	1999	1,173,034.70	944,429.24		228,605.46
6521	NorLFremed	1999	1,014,000.00	916,447.87		97,552.13
6528	JO LFRemed	2004	800,000.00	617,675.09		182,324.91
6534	NLcells1&2	2013	3,948,000.00	3,849,247.91	63,400.00	35,352.09
6536	NLFLeachPd	2015	460,000.00	336,947.09		123,052.91
6537	BrkhillR/M	2016	13,506.38	0.00		13,506.38
UTILITIES ENTERPRISE FUND						
6311	WatSewMetr	1999	5,090,128.88	4,817,811.68	22,240.00	250,077.20
6332	Tank-Paint	1999	2,293,031.50	1,109,996.49	24,421.06	1,158,613.95
6344	EffluentCh	1999	2,436,966.78	621,843.55		1,815,123.23
6358	HydLoopMan	2002	634,221.37	0.00	49,815.25	584,406.12
6359	HydrantRep	2002	1,853,350.00	1,636,031.42		217,318.58
6374	ReliefSW #2	2015	164,000.00	160,375.37		3,624.63
6376	ReliefSw#4	2014	108,500.00	103,568.54		4,931.46
6378	ReliefSw#6	2002	3,162,000.00	324,814.71		2,837,185.29
6382	ReliefSw#10	2012	2,985,800.00	1,099,123.87	973,837.70	912,838.43
6385	SewerStudy	2002	1,292,500.00	858,687.66	256,524.30	177,288.04
6390	SykWatTank	2004	62,000.00	0.00		62,000.00
6403	ManholeReh	2007	2,154,200.00	1,429,329.92		724,870.08
6409	LoopMonroe	2008	74,800.00	0.00		74,800.00
6418	NPumpStwwr	2013	2,160,000.00	385,026.45	118,691.80	1,656,281.75
6419	FWWTPENR	2010	10,500,000.00	10,554,004.34		-54,004.34
6421	SwrMainLin	2010	2,148,898.45	2,053,735.26		95,163.19
6422	GrvtySwrMn	2015	2,230,400.00	1,699,210.19	4,150.00	527,039.81
6423	NCFPumpReh	2014	266,000.00	248,742.99		17,257.01
6425	WtrMainLps	2012	897,872.19	0.00		897,872.19
6428	WMBIwoffRp	2014	1,325,700.00	1,100,358.69	22,225.00	203,116.31
6429	WtrSrvLnRp	2014	1,485,700.00	1,278,021.88		207,678.12
6430	HampWWTPENR	2015	22,180,110.00	3,949,822.71	14,877,948.11	3,352,339.18
6431	SykesSwrUgr	2017	1,250,000.00	0.00		1,250,000.00
6432	AsstMngSys	2014	200,000.00	162,127.10	28,352.62	9,520.28
6433	BHWTPImpro	2015	194,000.00	93,566.50		100,433.50
6434	FWTPMmbFlt	2015	1,113,250.00	706,289.05		406,960.95
6435	FWTPSlgdPr	2015	285,000.00	0.00		285,000.00
6436	PRPS Improve	2015	365,000.00	303,967.18	12,790.23	48,242.59
6437	SMPSRehab	2017	302,500.00	166,966.53	0.00	135,533.47
6441	WtrEdgPStn	2018	260,000.00	108.72		259,891.28
6442	RbertFldsPs	2017	198,000.00	122,693.81		75,306.19
6443	StanGenRep	2017	256,550.00	176,568.00	57,352.00	22,630.00
6444	FrdmSwrRhb	2018	572,885.00	293,144.22	34,873.50	244,867.28
6445	FrdmWlsCnt	2018	982,000.00	0.00		982,000.00
6446	HmpstdSwr	2018	572,885.00	190,368.25	23,826.75	358,690.00
6447	HWWTPEffln	2018	1,968,000.00	187,723.19	211,637.61	1,568,639.20
6448	SwrPipeR/R	2018	572,885.00	82,366.84		490,518.16
6449	SpecDesnUp	2018	82,500.00	19,708.26	22,871.74	39,920.00
6452	McBethLoop	2017	231,000.00	0.00		231,000.00
6453	SewrrGrndr	2019	60,500.00	0.00		60,500.00
6454	StreamBank	2019	99,000.00	0.00		99,000.00

FY 19 New Projects Mid-Year

The following is a list of all the new projects created during FY 19. In some cases, issues and outside events arise and a project cannot wait for the capital budget funding cycle, leading to the creation of a capital project between July 1 and June 30. In other cases, funding is appropriated into an existing capital project with an unspecified scope, such as with the Community Self-Help Project (SH) (9735). A Board of Commissioners approved transfer then occurs to move the existing funding to the various individual self-help projects during the fiscal year.

Proj #	Project Name	\$ Budget
6605	Broadband Feasibility Study	60,000.00
8788	Charles Carroll Infield Mix, Lime, Turf (SH)	4,000.00
8789	Charles Carroll Portable Pitchers Mound (SH)	2,500.00
8790	Charles Carroll Batting Cage (SH)	5,000.00
8791	North Carroll Field Hockey Goals (SH)	3,074.00
8798	Winfield Park Fine Grading, Topsoil and Seeding (SH)	25,000.00
8799	Mayeski Park Replacement Dugout Concrete Pads (SH)	5,580.00
8800	Salt Box Park Infield Mix (SH)	3,300.00
8804	MD 32 Widening	136,250.00
8805	Infield Mix at HES, NCHS, Hampstead Municipal Field (SH)	6,751.65
8806	Taneytown HS Park Infield Mix (SH)	5,600.00
8807	Jaycees Park, Girls Softball Infield Mix (SH)	6,000.00
8808	Wrestling Mat for Winfield Warriors Wrestling (SH)	12,365.00

FY 19 Project Closures

This is a record of all capital projects closed during FY 19 and projects closed as part of the FY 20 budget process. All projects have been completed. If there were unspent funds, the balance was transferred into another capital project or to an unallocated account to hold for a future transfer.

Project Number	Project Name	Total Spent
6423	North Carroll Farms Pump Station	248,742.99
6539	Alternate Waste Drop-off Area	0.00
8121	Leister Park	1,928,797.07
8264	911 Radio System	20,660,112.11
8385	White Rock Road over Piney Run	1,078,758.71
8412	County Phone Replacement	1,199,813.33
8479	Taneytown Senior Center Additional Park	548,275.85
8489	Sandymount / Deer Park Field Repair	3,665.00
8507	Unpaved Roads	1,533,674.21
8519	SIP ADA Restroom Addition	75,486.84
8582	Westminster Elementary Roof	501,391.11
8585	Pavement Management 16	9,676,483.88
8591	Maint Center Vehicle Wash	637,706.47
8592	Army Reserve Renovations	22,500.00
8624	Pavement Management 17	9,772,313.83
8625	Pavement Preservation 17	1,079,999.94
8631	Deer Park & Sandymount Resurfacing	179,874.09
8704	North Carroll Ballfield Fence	4,910.63
8705	Taneytown Ball Mix	11,496.93
8706	Westminster Wrestling Mats	3,680.00
8720	Pavement Preservation 18	1,050,000.25
8723	Bark Hill Improvements	219,323.80
8724	Sports Complex Overlay	162,309.50
8732	NCHS Renov-CCSO	0.00
8735	CAD Records Management System	906,287.05
8737	North Carroll High School BOE	0.00
8740	Harrisville/Gillis Traffic Light	328,759.80
8741	Central Carroll - Roaring Run Park Infield Improvements	13,554.00
8742	Central Carroll - Deer Park Soccer Goals	3,607.99
8743	Freedom - EES Basketball Backboards	13,660.00
8744	Christmas Tree Park Mobile Light	0.00
8746	Taneytown Athletic Association - Infield Mix for Taneytown HS Park	5,656.94
8747	Taneytown Memorial Park Dugout Materials	10,968.16
8748	Westminster - Jaycee Softball Infield Mix	3,940.88
8756	Central Carroll - Deer Park Scoreboard	8,174.00
8757	Freedom - Carrolltowne ES playground	5,709.00
8759	Winfield - Krimgold Sheds	5,224.20

OPERATING IMPACTS
OF
CAPITAL PROJECTS

Operating Impacts of Capital Projects

The Capital Fund budget is used to account for financial resources related to the acquisition or construction of major capital facilities by the County (other than those financed by proprietary funds). A capital project is generally non-recurring in nature and may include the purchase of land, site development, engineering and design fees, construction, and equipment. Capital projects produce assets with useful lives longer than one year.

Capital projects can have a major impact on both the cost of operations and the operations themselves. Operating costs associated with implementation of projects are a fundamental part of the Capital Fund budget, and of the overall budget development process. Operating impacts of capital projects are determined as a project develops and included in the Six-Year Operating Plan.

In recent years, due to fiscal constraints, the County has focused the Capital Budget on maintaining existing infrastructure, such as roads and building maintenance projects. Typically, these types of recurring capital projects have minimal impact on the Operating Plan. An exception is County Technology. This project provides ongoing funding for systematic replacement of County information and communication systems, and operating impacts include maintenance costs and software support for the replacement purchases.

Projects may produce ongoing operational savings, such as new lighting at the Sports Complex which will reduce electricity costs. New construction or major improvements, however, do generally require additional operating expenditures such as electricity, building insurance, or general maintenance.

On the following page are estimated impacts of operating costs for several highlighted capital projects and represent an addition to, or reduction of, operating costs.

COMMUNITY INVESTMENT PLAN GENERAL FUND OPERATING IMPACTS

	FY 20	FY 21	FY 22	FY 23	FY 24	FY 25
<u>PUBLIC SCHOOLS</u>						
Relocatable Classroom Removal						
Maintenance	\$0	(\$50,000)	(\$50,000)	(\$103,000)	(\$103,000)	(\$158,000)
Utilities	0	(100,000)	(100,000)	(207,000)	(207,000)	(322,000)
Total Operating Impacts	\$0	(\$150,000)	(\$150,000)	(\$310,000)	(\$310,000)	(\$480,000)
<u>PUBLIC SCHOOLS TOTAL</u>	\$0	(\$150,000)	(\$150,000)	(\$310,000)	(\$310,000)	(\$480,000)
<u>CONSERVATION AND OPEN SPACE</u>						
Agricultural Land Preservation						
Debt Service	\$1,439,230	\$1,504,330	\$1,563,490	\$1,624,400	\$1,685,100	\$1,752,500
Total Operating Impacts	\$1,439,230	\$1,504,330	\$1,563,490	\$1,624,400	\$1,685,100	\$1,752,500
<u>CONSERVATION AND OPEN SPACE TOTAL</u>	\$1,439,230	\$1,504,330	\$1,563,490	\$1,624,400	\$1,685,100	\$1,752,500
<u>RECREATION AND CULTURE</u>						
Gillis Falls Trail						
Maintenance	\$0	\$0	\$2,700	\$2,780	\$2,860	\$2,950
Total Operating Impacts	\$0	\$0	\$2,700	\$2,780	\$2,860	\$2,950
Krimgold Park Phase II						
Maintenance	\$0	\$0	\$2,700	\$2,780	\$2,860	\$2,950
Total Operating Impacts	\$0	\$0	\$2,700	\$2,780	\$2,860	\$2,950
Leister Park Phase II						
Maintenance	\$0	\$0	\$0	\$2,700	\$2,780	\$2,860
Total Operating Impacts	\$0	\$0	\$0	\$2,700	\$2,780	\$2,860
Piney Run Pavilion Road Paving						
Maintenance	\$0	\$0	\$0	(\$1,000)	(\$1,030)	(\$1,060)
Total Operating Impacts	\$0	\$0	\$0	(\$1,000)	(\$1,030)	(\$1,060)
Sports Complex Lighting						
Utilities	\$0	(\$380)	\$3,000	\$3,090	\$3,190	\$3,290
Total Operating Impacts	\$0	(\$380)	\$3,000	\$3,090	\$3,190	\$3,290
<u>RECREATION AND CULTURE TOTAL</u>	\$0	(\$380)	\$8,400	\$10,350	\$10,660	\$10,990
<u>GENERAL GOVERNMENT</u>						
County Building Access System Replacements/Additions						
Licenses/IT Maintenance	\$2,210	\$3,000	\$5,000	\$6,000	\$6,180	\$6,340
Total Operating Impacts	\$2,210	\$3,000	\$5,000	\$6,000	\$6,180	\$6,340
County Technology						
Licenses/IT Maintenance	\$0	(\$35,300)	(\$36,400)	\$36,510	\$37,610	\$38,730
Total Operating Impacts	\$0	(\$35,300)	(\$36,400)	\$36,510	\$37,610	\$38,730
Facilities Asset Management and Work Order System						
Licenses/IT Maintenance	\$0	\$25,820	\$27,110	\$28,470	\$29,900	\$31,400
Furniture/Equipment	28,000	0	0	0	0	0
Total Operating Impacts	\$28,000	\$25,820	\$27,110	\$28,470	\$29,900	\$31,400

COMMUNITY INVESTMENT PLAN GENERAL FUND OPERATING IMPACTS

	FY 20	FY 21	FY 22	FY 23	FY 24	FY 25
Public Safety Training Center						
Utilities	\$0	\$10,000	\$10,300	\$10,610	\$10,930	\$11,260
Total Operating Impacts	\$0	\$10,000	\$10,300	\$10,610	\$10,930	\$11,260
Sheriff's Office - Eldersburg Precinct						
Maintenance	\$0	\$0	\$0	\$0	\$0	\$22,810
Utilities	0	0	0	0	0	34,410
Insurance	0	0	0	0	0	1,900
Telecommunications	0	0	0	0	0	19,480
Licenses/IT Maintenance	0	0	0	0	0	4,300
Total Operating Impacts	\$0	\$0	\$0	\$0	\$0	\$82,900
<i>Operating impacts may include an administrative position, but it is not built in as an operating impact.</i>						
Westminster Library - Exploration Commons						
Contractual Services	\$0	\$6,400	\$6,590	\$6,790	\$7,000	\$7,210
Materials/Supplies	0	2,100	2,160	2,220	2,290	2,360
Utilities	0	35,310	36,370	37,460	38,580	39,740
Insurance	0	1,000	1,030	1,060	1,090	1,120
Total Operating Impacts	\$0	\$44,810	\$46,150	\$47,530	\$48,960	\$50,430
<u>GENERAL GOVERNMENT TOTAL</u>	<u>\$30,210</u>	<u>\$48,330</u>	<u>\$52,160</u>	<u>\$129,120</u>	<u>\$133,580</u>	<u>\$221,060</u>
TOTAL OPERATING IMPACTS	<u>\$1,469,440</u>	<u>\$1,402,280</u>	<u>\$1,474,050</u>	<u>\$1,453,870</u>	<u>\$1,519,340</u>	<u>\$1,504,550</u>

BUDGET SUMMARY

COMMUNITY INVESTMENT PLAN FOR FISCAL YEARS 2020 TO 2025

	2020	2021	2022	2023	2024	2025	Prior Allocation	Balance To Complete	Total Project Cost
PUBLIC SCHOOLS									
Career and Technology Center	\$2,493,000	\$32,035,806	\$15,000,000	\$0	\$0	\$0	\$10,571,194	\$0	\$60,100,000
High School Science Room Renovations	3,146,000	0	0	0	0	0	2,619,000	0	5,765,000
HVAC Improvements and Replacement	0	4,806,000	9,122,000	6,296,000	7,355,000	9,426,000	0	0	37,005,000
HVAC System Replacement - Spring Garden Elementary	3,175,000	3,160,000	0	0	0	0	0	0	6,335,000
HVAC System Replacement - Winfield Elementar	8,719,000	0	0	0	0	0	515,000	0	9,234,000
Paving	855,000	725,000	965,000	825,000	875,000	1,000,000	0	0	5,245,000
Relocatable Classroom Removal	0	185,000	0	195,000	0	205,000	500,000	0	1,085,000
Roof Repairs	0	0	0	0	200,000	0	0	0	200,000
Roof Replacement - Cranberry Station Elementary	1,978,000	0	0	0	0	0	0	0	1,978,000
Roof Replacements	0	2,564,100	2,117,850	3,418,800	4,352,250	5,562,900	0	0	18,015,900
Technology Improvements	1,000,000	1,000,000	1,000,000	1,000,000	1,000,000	1,000,000	0	0	6,000,000
Transfer to Operating Budget for BOE Debt Service	10,225,720	11,101,031	11,544,231	12,924,240	14,230,976	14,424,355	0	0	74,450,553
Window Replacement - South Carroll High	155,000	1,575,000	0	0	0	0	0	0	1,730,000
Window Replacement - Westminster High	155,000	1,575,000	0	0	0	0	0	0	1,730,000
PUBLIC SCHOOLS TOTAL	\$31,901,720	\$58,726,937	\$39,749,081	\$24,659,040	\$28,013,226	\$31,618,255	\$14,205,194	\$0	\$228,873,453
SOURCES OF FUNDING:									
Local Income Tax	\$12,080,720	\$13,011,031	\$13,509,231	\$14,944,240	\$16,305,976	\$16,629,355	\$800,000	\$0	\$87,280,553
Bonds	11,520,800	28,484,106	5,346,150	3,611,700	7,460,950	6,721,450	1,656,000	0	64,801,156
Reallocated Bonds	696,250	0	0	0	0	0	10,471,194	0	11,167,444
State School Construction	7,603,950	17,231,800	20,893,700	6,103,100	4,246,300	8,267,450	1,278,000	0	65,624,300
PUBLIC SCHOOLS TOTAL	\$31,901,720	\$58,726,937	\$39,749,081	\$24,659,040	\$28,013,226	\$31,618,255	\$14,205,194	\$0	\$228,873,453

COMMUNITY INVESTMENT PLAN FOR FISCAL YEARS 2020 TO 2025

	2020	2021	2022	2023	2024	2025	Prior Allocation	Balance To Complete	Total Project Cost
CONSERVATION AND OPEN SPACE									
Agricultural Land Preservation	\$4,663,680	\$4,678,190	\$5,003,940	\$4,983,000	\$4,983,000	\$4,983,000	\$0	\$0	\$29,294,810
Stormwater Facility Renovation	320,000	310,000	310,000	310,000	310,000	310,000	0	0	1,870,000
Watershed Assessment and Improvement (NPDES)	3,450,000	3,350,000	3,450,000	3,550,000	3,650,000	3,750,000	0	0	21,200,000
CONSERVATION AND OPEN SPACE TOTAL	\$8,433,680	\$8,338,190	\$8,763,940	\$8,843,000	\$8,943,000	\$9,043,000	\$0	\$0	\$52,364,810
SOURCES OF FUNDING:									
Transfer from General Fund	\$200,000	\$0	\$0	\$0	\$0	\$0	\$0	\$0	\$200,000
Reallocated GF Transfer	532,999	0	0	0	0	0	0	0	532,999
Property Tax	2,680,680	2,695,190	3,020,940	3,000,000	3,000,000	3,000,000	0	0	17,396,810
Bonds	3,971,199	4,422,000	4,493,000	4,563,000	4,631,500	4,698,400	0	0	26,779,099
Reallocated Bonds	175,202	0	0	0	0	0	0	0	175,202
Ag. Preservation (MALPF)	500,000	500,000	500,000	500,000	500,000	500,000	0	0	3,000,000
Ag Transfer Tax	150,000	150,000	150,000	150,000	150,000	150,000	0	0	900,000
Municipal	223,600	571,000	600,000	630,000	661,500	694,600	0	0	3,380,700
CONSERVATION AND OPEN SPACE TOTAL	\$8,433,680	\$8,338,190	\$8,763,940	\$8,843,000	\$8,943,000	\$9,043,000	\$0	\$0	\$52,364,810

COMMUNITY INVESTMENT PLAN FOR FISCAL YEARS 2020 TO 2025

	2020	2021	2022	2023	2024	2025	Prior Allocation	Balance To Complete	Total Project Cost
ROADS									
Highway Safety Improvements	\$30,000	\$32,000	\$33,000	\$35,000	\$37,000	\$38,000	\$0	\$0	\$205,000
Market Street Extended	500,000	0	0	0	0	0	1,991,005	0	2,491,005
Pavement Management Program	12,660,000	12,861,000	12,806,000	10,853,000	15,125,000	15,878,000	0	0	80,183,000
Pavement Preservation	1,114,000	1,147,000	1,181,000	1,216,000	1,275,000	1,350,000	0	0	7,283,000
Ramp and Sidewalk Upgrades	78,000	81,000	85,000	88,000	92,000	96,000	0	0	520,000
Small Drainage Structures	500,000	223,500	253,000	283,000	313,000	343,500	0	0	1,916,000
State Road Projects	100,000	100,000	100,000	0	0	0	664,990	0	964,990
Storm Drain Rehabilitation	215,000	223,500	253,000	283,000	313,000	343,500	0	0	1,631,000
Storm Drain Video Inspection	135,000	139,000	143,000	147,000	151,000	156,000	0	0	871,000
ROADS TOTAL	\$15,332,000	\$14,807,000	\$14,854,000	\$12,905,000	\$17,306,000	\$18,205,000	\$2,655,995	\$0	\$96,064,995
SOURCES OF FUNDING:									
Transfer from General Fund	\$473,306	\$100,000	\$100,000	\$0	\$151,000	\$1,256,000	\$664,990	\$0	\$2,745,296
Local Income Tax	0	0	0	0	0	0	758,005	0	758,005
Bonds	10,778,757	12,552,000	12,564,000	10,678,000	14,867,000	15,685,000	1,233,000	0	78,357,757
Reallocated Bonds	1,355,506	0	0	0	0	0	0	0	1,355,506
State Highway Administration	176,000	176,000	176,000	176,000	176,000	176,000	0	0	1,056,000
Highway User Revenue	2,548,431	1,979,000	2,014,000	2,051,000	2,112,000	1,088,000	0	0	11,792,431
ROADS TOTAL	\$15,332,000	\$14,807,000	\$14,854,000	\$12,905,000	\$17,306,000	\$18,205,000	\$2,655,995	\$0	\$96,064,995

COMMUNITY INVESTMENT PLAN FOR FISCAL YEARS 2020 TO 2025

	2020	2021	2022	2023	2024	2025	Prior Allocation	Balance To Complete	Total Project Cost
BRIDGES									
Babylon Road over Silver Run	\$202,000	\$0	\$0	\$0	\$0	\$0	\$1,027,999	\$0	\$1,229,999
Bridge Inspection and Inventory	83,500	44,000	45,000	47,000	49,000	52,000	0	0	320,500
Bridge Maintenance and Structural Repair	71,000	75,000	78,000	82,000	85,000	89,000	0	0	480,000
Cleaning and Painting of Bridge Structural Steel	212,000	223,000	234,000	246,000	258,000	271,000	0	0	1,444,000
Gaither Road over South Branch Patapsco	0	1,997,000	0	0	0	0	275,000	0	2,272,000
Hawks Hill Road over Little Pipe Creek Tributary	0	0	255,000	0	510,000	0	0	0	765,000
McKinstry's Mill Road over Little Pipe Creek	0	0	0	0	250,000	0	0	1,668,000	1,918,000
BRIDGES TOTAL	\$568,500	\$2,339,000	\$612,000	\$375,000	\$1,152,000	\$412,000	\$1,302,999	\$1,668,000	\$8,429,499
SOURCES OF FUNDING:									
Transfer from General Fund	\$196,500	\$164,000	\$170,000	\$178,000	\$186,000	\$195,000	\$0	\$0	\$1,089,500
Bonds	0	459,400	255,000	0	560,000	0	255,716	333,600	1,863,716
Reallocated Bonds	40,500	0	0	0	0	0	0	0	40,500
State Highway Administration	0	0	0	0	0	0	8,883	0	8,883
Federal Highway/Bridge	331,500	1,715,600	187,000	197,000	406,000	217,000	1,038,400	1,334,400	5,426,900
BRIDGES TOTAL	\$568,500	\$2,339,000	\$612,000	\$375,000	\$1,152,000	\$412,000	\$1,302,999	\$1,668,000	\$8,429,499

COMMUNITY INVESTMENT PLAN FOR FISCAL YEARS 2020 TO 2025

	2020	2021	2022	2023	2024	2025	Prior Allocation	Balance To Complete	Total Project Cost
RECREATION AND CULTURE									
Bear Branch Nature Center Pavilion Replacement	\$0	\$0	\$0	\$0	\$197,000	\$0	\$0	\$0	\$197,000
Bear Branch Nature Center Roof Replacement	270,000	0	0	0	0	0	0	0	270,000
Community Self-Help Projects	80,000	82,000	84,000	86,000	88,000	90,000	0	0	510,000
Deer Park Lighting Replacement	0	0	0	0	0	291,000	0	0	291,000
Double Pipe Creek Boat Ramp	28,000	0	0	0	0	0	32,000	0	60,000
Gillis Falls Trail	0	467,000	0	0	0	0	0	0	467,000
Hashawha and Bear Branch Paving	0	0	536,000	0	0	0	0	0	536,000
Kringgold Park Phase II	0	400,000	0	0	0	0	0	0	400,000
Land Acquisition	700,000	371,000	350,000	350,000	350,000	350,000	0	0	2,471,000
Leister Park Phase II	0	0	191,000	0	0	0	0	0	191,000
Northwest Trail	0	0	0	0	0	1,100,000	0	0	1,100,000
Old Liberty Road Park Paving	0	0	0	0	114,000	0	0	0	114,000
Park Restoration	171,000	175,000	180,000	185,000	190,000	195,000	0	0	1,096,000
Piney Run Pavilion Road Paving	0	0	213,000	0	0	0	0	0	213,000
Piney Run Pavilion Replacement	0	0	0	0	181,000	0	0	0	181,000
Sports Complex Building Roof	0	0	0	193,000	0	0	0	0	193,000
Sports Complex Lighting	683,000	280,000	500,000	0	0	0	0	0	1,463,000
Tot Lot Replacement	80,000	83,000	86,000	89,000	92,000	97,000	0	0	527,000
Town Fund	17,970	18,560	17,780	17,780	17,780	17,780	0	0	107,650
Union Mills Flume, Shaft, and Waterwheel Replacement	0	0	0	164,000	435,000	0	291,000	0	890,000
RECREATION AND CULTURE TOTAL	\$2,029,970	\$1,876,560	\$2,157,780	\$1,084,780	\$1,664,780	\$2,140,780	\$323,000	\$0	\$11,277,650
SOURCES OF FUNDING:									
Transfer from General Fund	\$312,970	\$323,860	\$413,980	\$316,980	\$354,180	\$351,580	\$0	\$0	\$2,073,550
Reallocated GF Transfer	65,300	0	0	0	0	0	0	0	65,300
Bonds	0	0	0	164,000	435,000	0	195,000	0	794,000
Impact Fee - Parks	0	325,411	170,000	0	0	600,000	0	0	1,095,411
Reallocated Impact Fee - Parks	0	4,589	0	0	0	0	0	0	4,589
Program Open Space	1,651,700	1,222,700	1,573,800	603,800	875,600	1,189,200	32,000	0	7,148,800
State Miscellaneous Grants	0	0	0	0	0	0	96,000	0	96,000
RECREATION AND CULTURE TOTAL	\$2,029,970	\$1,876,560	\$2,157,780	\$1,084,780	\$1,664,780	\$2,140,780	\$323,000	\$0	\$11,277,650

COMMUNITY INVESTMENT PLAN FOR FISCAL YEARS 2020 TO 2025

	2020	2021	2022	2023	2024	2025	Prior Allocation	Balance To Complete	Total Project Cost
GENERAL GOVERNMENT									
Carroll Community College Systemic Renovations	\$435,000	\$0	\$0	\$0	\$0	\$0	\$5,434,000	\$0	\$5,869,000
Carroll Community College Technology	350,000	350,000	350,000	0	0	0	700,000	0	1,750,000
Charles Carroll Gymnasium and Community Center	0	420,000	0	0	0	0	3,510,000	0	3,930,000
County Building Access System Replacements/Additions	280,000	0	0	0	0	0	556,000	0	836,000
County Building Systemic Renovations	712,500	748,600	788,500	826,500	864,500	912,000	0	0	4,852,600
County Technology	1,230,250	1,265,400	1,307,580	1,368,000	1,368,000	1,558,000	0	0	8,097,230
Courthouse Annex Renovation	0	116,600	0	0	0	0	152,400	0	269,000
Elections Pollbooks and Printers	452,000	0	0	0	0	0	0	0	452,000
Facilities Asset Management and Work Order System	157,000	0	0	0	0	0	0	0	157,000
Farm Museum Tot Lot	160,000	0	0	0	0	0	0	0	160,000
Fleet Lift Replacements	0	0	212,000	0	212,000	0	0	0	424,000
Generator Replacement	185,000	132,000	139,000	146,000	153,000	161,000	0	0	916,000
Library Technology	100,000	100,000	100,000	100,000	100,000	100,000	0	0	600,000
Parking Lot Overlays	243,088	279,000	322,000	367,000	436,000	222,000	0	0	1,869,088
Public Safety Emergency Communication Radios	800,000	824,000	849,000	874,000	900,000	927,000	0	0	5,174,000
Public Safety Regional Water Supply	126,000	132,300	139,000	146,000	153,000	160,000	0	0	856,300
Public Safety Training Center	1,000,000	1,000,000	1,000,000	0	0	0	4,300,000	0	7,300,000
Sheriff's Office - Eldersburg Precinct	0	0	0	468,000	4,497,000	0	0	0	4,965,000
Westminster Library - Exploration Commons	1,296,000	0	0	0	0	0	2,750,650	0	4,046,650
GENERAL GOVERNMENT TOTAL	\$7,526,838	\$5,367,900	\$5,207,080	\$4,295,500	\$8,683,500	\$4,040,000	\$17,403,050	\$0	\$52,523,868
SOURCES OF FUNDING:									
Transfer from General Fund	\$3,471,371	\$2,818,400	\$2,928,580	\$2,709,000	\$2,804,000	\$2,807,000	\$1,122,001	\$0	\$18,660,352
Reallocated GF Transfer	140,967	0	0	0	0	0	133,999	0	274,966
Bonds	1,803,574	1,547,326	1,278,500	1,586,500	5,879,500	1,233,000	7,193,400	0	20,521,800
Reallocated Bonds	427,926	2,174	0	0	0	0	2,400,000	0	2,830,100
Hotel Tax	160,000	0	0	0	0	0	0	0	160,000
MD Higher Education Commission	227,000	0	0	0	0	0	2,753,000	0	2,980,000
MD Library Development	800,000	0	0	0	0	0	1,187,125	0	1,987,125
State Miscellaneous Grants	0	1,000,000	1,000,000	0	0	0	1,650,000	0	3,650,000
Private	496,000	0	0	0	0	0	963,525	0	1,459,525
GENERAL GOVERNMENT TOTAL	\$7,526,838	\$5,367,900	\$5,207,080	\$4,295,500	\$8,683,500	\$4,040,000	\$17,403,050	\$0	\$52,523,868

COMMUNITY INVESTMENT PLAN FOR FISCAL YEARS 2020 - 2025

Capital Fund

	2020	2021	Fiscal Year 2022	2023	2024	2025	Prior Allocation	Balance To Complete	Total Project Cost
GRAND TOTAL USES	\$65,792,708	\$91,455,587	\$71,343,881	\$52,162,320	\$65,762,506	\$65,459,035	\$35,890,238	\$1,668,000	\$449,534,275
SOURCE OF FUNDING									
- LOCAL -									
Transfer from General Fund	\$4,654,146	\$3,406,260	\$3,612,560	\$3,203,980	\$3,495,180	\$4,609,580	\$1,786,991	\$0	\$24,768,697
Reallocated GF Transfer	739,266	0	0	0	0	0	133,999	0	873,265
Local Income Tax	12,080,720	13,011,031	13,509,231	14,944,240	16,305,976	16,629,355	1,558,005	0	88,038,558
Property Tax	2,680,680	2,695,190	3,020,940	3,000,000	3,000,000	3,000,000	0	0	17,396,810
Bonds	28,074,330	47,464,832	23,936,650	20,603,200	33,833,950	28,337,850	10,533,116	333,600	193,117,528
Reallocated Bonds	2,695,384	2,174	0	0	0	0	12,871,194	0	15,568,752
Impact Fee - Parks	0	325,411	170,000	0	0	600,000	0	0	1,095,411
Reallocated Impact Fee - Parks	0	4,589	0	0	0	0	0	0	4,589
Hotel Tax	160,000	0	0	0	0	0	0	0	160,000
LOCAL TOTAL	\$51,084,527	\$66,909,487	\$44,249,381	\$41,751,420	\$56,635,106	\$53,176,785	\$26,883,305	\$333,600	\$341,023,611
- STATE -									
State Highway Administration	\$176,000	\$176,000	\$176,000	\$176,000	\$176,000	\$176,000	\$8,883	\$0	\$1,064,883
Highway User Revenue	2,548,431	1,979,000	2,014,000	2,051,000	2,112,000	1,088,000	0	0	11,792,431
Program Open Space	1,651,700	1,222,700	1,573,800	603,800	875,600	1,189,200	32,000	0	7,148,800
Ag. Preservation (MALPF)	500,000	500,000	500,000	500,000	500,000	500,000	0	0	3,000,000
Ag Transfer Tax	150,000	150,000	150,000	150,000	150,000	150,000	0	0	900,000
State School Construction	7,603,950	17,231,800	20,893,700	6,103,100	4,246,300	8,267,450	1,278,000	0	65,624,300
MD Higher Education Commission	227,000	0	0	0	0	0	2,753,000	0	2,980,000
MD Library Development	800,000	0	0	0	0	0	1,187,125	0	1,987,125
State Miscellaneous Grants	0	1,000,000	1,000,000	0	0	0	1,746,000	0	3,746,000
STATE TOTAL	\$13,657,081	\$22,259,500	\$26,307,500	\$9,583,900	\$8,059,900	\$11,370,650	\$7,005,008	\$0	\$98,243,539
- FEDERAL -									
Federal Highway/Bridge	\$331,500	\$1,715,600	\$187,000	\$197,000	\$406,000	\$217,000	\$1,038,400	\$1,334,400	\$5,426,900
FEDERAL TOTAL	\$331,500	\$1,715,600	\$187,000	\$197,000	\$406,000	\$217,000	\$1,038,400	\$1,334,400	\$5,426,900
- OTHER -									
Municipal	\$223,600	\$571,000	\$600,000	\$630,000	\$661,500	\$694,600	\$0	\$0	\$3,380,700
Private	496,000	0	0	0	0	0	963,525	0	1,459,525
OTHER TOTAL	\$719,600	\$571,000	\$600,000	\$630,000	\$661,500	\$694,600	\$963,525	\$0	\$4,840,225
GRAND TOTAL SOURCES	\$65,792,708	\$91,455,587	\$71,343,881	\$52,162,320	\$65,762,506	\$65,459,035	\$35,890,238	\$1,668,000	\$449,534,275

PUBLIC SCHOOLS

Overview of Public Schools CIP

The Public Schools Community Investment Plan (CIP) includes school construction, such as additions and modernizations, as well as other school-related projects. School construction is funded primarily by dedicated Local Income Tax revenue, State funding, and Impact Fees.

The Commissioners voted to keep the School Impact Fee at zero until FY 20. Impact Fees for schools can be used only to build new schools or additions to existing schools to increase capacity.

Developing the school construction plan is a complex process involving the Board of Education's plans, priorities and requests, enrollment projections, redistricting plans, and projected development. Historically, the County has provided funding for three-quarters or more of the school CIP. In the current six-year plan, the County is providing 70% of funding.

The Commissioners continue to provide funding in FY 20 – 22 to address the Carroll County Career and Technology Center through a two-phased project. The first phase includes planning and construction of a 21,000 square foot addition to the existing Career and Technology Center. The second phase renovates the existing building to better accommodate existing programs.

Additional funding is included in FY 20 to renovate science classrooms in Westminster High.

Even with the \$214.7M included in the plan, all project requests could not be funded. In recent years, the Board of Education has identified a number of needs that have no existing or planned funding. Unfunded projects include:

- Westminster High Modernization
- Cranberry Station Elementary Kindergarten Addition
- Friendship Valley Elementary Kindergarten and PRIDE Addition
- Sandymount Elementary Kindergarten Addition
- Taneytown Elementary Kindergarten Addition

Funding for systemic renovations of East Middle and a K-8 school are not included in the FY 20 – 25 CIP, but alternatives are under consideration.

Following this overview are copies of the Board of Education's Ten Year Facilities Master Plan Calendar and the FY 20 State Capital Improvement Plan Budget Request/FY 2021 – 2025 Capital Improvement Program Plan. For additional information on Public School projects, please refer to the individual project pages.

FY 2020 CAPITAL IMPROVEMENT PROGRAM BUDGET REQUEST

Priority	Prior Authorization/Allocation		Fiscal Year 2020 Funding Request		Total Request
	State	Local	State	Local	
1	\$ 837	\$ 763	\$ 1,600	\$ 136	\$ 3,146
2		\$ 100	\$ 100	\$ 1,551	\$ 3,146
3		\$ 515	\$ 515	\$ 4,681	\$ 8,719
4				\$ 1,034	\$ 1,978
5				\$ 1,276	\$ 2,442
6		\$ 10,571			\$ 2,493
7				\$ 3,175	\$ 3,175
8				\$ 100	\$ 100
9				\$ 155	\$ 155
10				\$ 155	\$ 155
11				\$ 600	\$ 600
12				\$ 1,000	\$ 1,000
13				\$ 855	\$ 855
14				\$ 180	\$ 180
	\$ 837	\$ 11,949	\$ 2,215	\$ 8,678	\$ 25,184

NOTE: All dollar figures are shown in thousands

- (S) = HVAC Scope Study
- (FS) = PSCP Required Feasibility Study
- (P) = Planning Approval [State] or Planning Funds [County]
- (SR) = Systemic Renovation
- (C) = Construction Funding
- (E) = Furniture & Equipment Funds

FY 2021-2025 CAPITAL IMPROVEMENT PROGRAM PLAN

(\$,000 omitted)

Project Title	FY2021		FY2022		FY2023		FY2024		FY2025		Total
	State	Local	State	Local	State	Local	State	Local	State	Local	
Modernizations											
CCC/TC Project - Phase 2	\$ 15,000	\$ 17,036	\$ 15,000								\$ 47,036
Undetermined Project for East MS & Wm. Winchester ES		TBD	TBD	TBD	TBD	TBD	TBD	TBD	TBD	TBD	\$ -
Westminster HS Modernization										\$ 100	\$ 100
Roof Replacements											
Spring Garden ES - Roof Replacement	\$ 1,054	\$ 963									\$ 2,017
North Carroll MS - Roof Replacement			\$ 1,702	\$ 1,554							\$ 3,256
Oklahoma Road MS - Roof Replacement					\$ 2,166	\$ 1,979					\$ 4,145
Century HS - Roof Replacement							\$ 2,769	\$ 2,529			\$ 5,298
Shiloh MS - Roof Replacement									\$ 2,359	\$ 1,859	\$ 4,218
HVAC-Replacements											
Spring Garden ES - System Replacement	\$ 3,160										\$ 3,160
Oklahoma Road MS - System Replacement		\$ 4,806	\$ 4,787								\$ 9,593
Northwest MS - System Replacement			\$ 4,335	\$ 4,316							\$ 8,651
Carroll Springs - System Replacement			\$ 1,886	\$ 1,878							\$ 3,764
Carrolltowne ES - System Replacement					\$ 5,127	\$ 5,105					\$ 10,232
Mt. Airy ES - System Replacement					\$ 3,688	\$ 3,672					\$ 7,360
Liberty HS - System Replacement								\$ 10,159	\$ 10,114		\$ 20,273
Friendship Valley ES - System Replacement										\$ 3,888	\$ 3,888
Piney Ridge ES - System Replacement										\$ 4,426	\$ 4,426
Kindergarten Additions											
Taneytown ES Kindergarten Addition	\$ 128	\$ 1,011	\$ 971								\$ 2,110
Cranberry Station ES Kindergarten Addition	\$ 102	\$ 808	\$ 773								\$ 1,683
Friendship Valley ES Kindergarten Addition			\$ 213	\$ 1,681	\$ 1,610						\$ 3,504
Sandymount ES Kindergarten Addition			\$ 106	\$ 841	\$ 804						\$ 1,751
Annual Requests											
Security Improvements	\$ 630		\$ 660		\$ 690			\$ 720		\$ 750	\$ 3,450
Technology Improvements	\$ 1,000		\$ 1,000		\$ 1,000			\$ 1,000		\$ 1,000	\$ 5,000
Paving	\$ 1,300		\$ 1,300		\$ 1,600			\$ 1,400		\$ 1,000	\$ 6,600
Roofing Improvements			\$ 190					\$ 200			\$ 390
Relocatable Classroom Movement	\$ 185				\$ 195					\$ 205	\$ 585
Barrier Free Modifications	\$ 50		\$ 50		\$ 50			\$ 50		\$ 50	\$ 250
Electrical Service Upgrades											
Sykesville Middle Electrical Equipment Replacement	\$ 413	\$ 337									\$ 750
Window Replacements											
South Carroll High Window Replacement	\$ 866	\$ 709									\$ 1,575
Westminster High Window Replacement	\$ 866	\$ 709									\$ 1,575
TOTALS	\$ 21,359	\$ 27,955	\$ 23,308	\$ 13,038	\$ 10,882	\$ 16,743	\$ 11,546	\$ 16,058	\$ 12,473	\$ 13,278	\$ 166,640

CARROLL COUNTY PUBLIC SCHOOLS TEN YEAR FACILITIES MASTER PLAN CALENDAR

MODERNIZATIONS	COMPLETION DATE	19	20	21	22	23	24	25	26	27	28	NOTES
		<p>Career & Technology Center Modernization This project involves a phased approach to the partial modernization of the Career & Technology Center. Phase One would include the planning and construction of a 21,000 square foot addition to the existing Carroll County Career & Technology Center. Phase Two would renovate the existing building to bring the entire building into conformance with current building and life safety codes.</p>	Phase One	P	C							
<p>Undetermined Capital Project for East Middle and William Winchester Elementary This undetermined project will address the need to modernize both East Middle and William Winchester Elementary.</p>	TBD		FS		P	C	C	O				
<p>Westminster High This project involves the modernization of the existing Westminster High building of 337,000 square feet.</p>	TBD							FS		P	C	

FS = Feasibility Study
P = Planning
C= Construction

CARROLL COUNTY PUBLIC SCHOOLS TEN YEAR FACILITIES MASTER PLAN CALENDAR

CAPITAL RENEWAL PROJECTS	COMPLETION DATE	COMPLETION DATE											NOTES	
		19	20	21	22	23	24	25	26	27	28			
Roof Replacement Projects														
Carrolltowne Elementary	Aug. 2018	C												
Runnymede Elementary	Aug. 2018	C												
Robert Moton Elementary	Aug. 2018	C												
Elmer Wolfe Elementary	Aug. 2018	C												
Sandymount Elementary	Aug. 2019	P	C											HVAC Project - 2018
Linton Springs Elementary	Aug. 2019	P	C											
Cranberry Station Elementary	Aug. 2020	P	C											
Winfield Elementary	Aug. 2020	P	C											HVAC Project - 2019
Spring Garden Elementary	Aug. 2021		P	C										HVAC Project - 2020
North Carrol Middle	Aug. 2022				P	C								
East Middle	TBD				P	C								K-8 Project
Oklahoma Road Middle	Aug. 2023					P	C							HVAC Project - 2021
Century High	Aug. 2024					P	C							
Shiloh Middle	Aug. 2025							P	C					
Gateway	Aug. 2026								P	C				
HVAC Replacement Projects														
Sandymount Elementary	Aug. 2018	C												Roof Project
Winfield Elementary	Aug. 2019	P	C											Roof Project
Spring Garden Elementary	Aug. 2020		P	C										Roof Project
Oklahoma Road Middle	Aug. 2021			P	C									Roof Project
CCCTC	TBD				P	C								CCCTC Renovation
Northwest Middle	Aug. 2022				P	C								
East Middle	TBD				P	C								K-8 project
Carroll Springs	Aug. 2022				P	C								
Carrolltowne Elementary	Aug. 2023					P	C							
Mt. Airy Elementary	Aug. 2023					P	C							
Liberty High	Aug. 2024						P	C						
Piney Ridge Elementary	Aug. 2025							P	C					
Friendship Valley Elementary	Aug. 2025								P	C				
Mechanicsville Elementary	Aug. 2026									P	C			
Runnymede Elementary	Aug. 2026										P	C		
Taneytown Elementary	Aug. 2027											P	C	
Elmer Wolfe Elementary	Aug. 2027												P	C
South Carrol High	Aug. 2028													P

P = Planning
C= Construction

CARROLL COUNTY PUBLIC SCHOOLS TEN YEAR FACILITIES MASTER PLAN CALENDAR

CAPITAL RENEWAL PROJECTS	COMPLETION DATE	19	20	21	22	23	24	25	26	27	28	NOTES
		Electrical System Replacement/Upgrades										
Westminster High	Aug. 2019	C										
Sykesville Middle	Aug. 2021		P	C								
East Middle	TBD				P	C						K-8 Project
Fire Alarm Replacement												
East Middle	TBD				P	C						K-8 Project
Window Replacement												
South Carroll High	Aug. 2020		P	C								
Westminster High	Aug. 2020		P	C								
East Middle	TBD				P	C						K-8 Project
Paving Replacement	On-going	C	C	C	C	C	C	C	C	C	C	
Technology Improvements	On-going	C	C	C	C	C	C	C	C	C	C	

P = Planning
C= Construction

CARROLL COUNTY PUBLIC SCHOOLS TEN YEAR FACILITIES MASTER PLAN CALENDAR

INSTRUCTIONAL PROGRAM	COMPLETION DATE	19	20	21	22	23	24	25	26	27	28	NOTES
Taneytown Kindergarten Addition This addition is needed to accommodate full day Kindergarten	Aug. 2020		P	C								
Cranberry Station Kindergarten Addition This addition is needed to accommodate full day Kindergarten	Aug. 2020		P	C								
Friendship Valley Kindergarten Addition This addition is needed to accommodate full day Kindergarten	Aug. 2021			P	C							
Sandymount Kindergarten Addition This addition is needed to accommodate full day Kindergarten	Aug. 2021			P	C							
South Carroll High Science Room Renovations This project involves 2 original science rooms that have not been renovated.	Aug. 2018	C										
Liberty High Science Room Renovations This project involves 4 original science rooms that have not been renovated.	Aug. 2018	C										
Westminster High Science Room Renovations This project involves 6 original science rooms that have not been renovated.	Aug. 2019	P	C									

P = Planning
C = Construction

COMMUNITY INVESTMENT PLAN FOR FISCAL YEARS 2020 TO 2025

	2020	2021	2022	2023	2024	2025	Prior Allocation	Balance To Complete	Total Project Cost
PUBLIC SCHOOLS									
Career and Technology Center	\$2,493,000	\$32,035,806	\$15,000,000	\$0	\$0	\$0	\$10,571,194	\$0	\$60,100,000
High School Science Room Renovations	3,146,000	0	0	0	0	0	2,619,000	0	5,765,000
HVAC Improvements and Replacement	0	4,806,000	9,122,000	6,296,000	7,355,000	9,426,000	0	0	37,005,000
HVAC System Replacement - Spring Garden Elementary	3,175,000	3,160,000	0	0	0	0	0	0	6,335,000
HVAC System Replacement - Winfield Elementar	8,719,000	0	0	0	0	0	515,000	0	9,234,000
Paving	855,000	725,000	965,000	825,000	875,000	1,000,000	0	0	5,245,000
Relocatable Classroom Removal	0	185,000	0	195,000	0	205,000	500,000	0	1,085,000
Roof Repairs	0	0	0	0	200,000	0	0	0	200,000
Roof Replacement - Cranberry Station Elementary	1,978,000	0	0	0	0	0	0	0	1,978,000
Roof Replacements	0	2,564,100	2,117,850	3,418,800	4,352,250	5,562,900	0	0	18,015,900
Technology Improvements	1,000,000	1,000,000	1,000,000	1,000,000	1,000,000	1,000,000	0	0	6,000,000
Transfer to Operating Budget for BOE Debt Service	10,225,720	11,101,031	11,544,231	12,924,240	14,230,976	14,424,355	0	0	74,450,553
Window Replacement - South Carroll High	155,000	1,575,000	0	0	0	0	0	0	1,730,000
Window Replacement - Westminster High	155,000	1,575,000	0	0	0	0	0	0	1,730,000
PUBLIC SCHOOLS TOTAL	\$31,901,720	\$58,726,937	\$39,749,081	\$24,659,040	\$28,013,226	\$31,618,255	\$14,205,194	\$0	\$228,873,453
SOURCES OF FUNDING:									
Local Income Tax	\$12,080,720	\$13,011,031	\$13,509,231	\$14,944,240	\$16,305,976	\$16,629,355	\$800,000	\$0	\$87,280,553
Bonds	11,520,800	28,484,106	5,346,150	3,611,700	7,460,950	6,721,450	1,656,000	0	64,801,156
Reallocated Bonds	696,250	0	0	0	0	0	10,471,194	0	11,167,444
State School Construction	7,603,950	17,231,800	20,893,700	6,103,100	4,246,300	8,267,450	1,278,000	0	65,624,300
PUBLIC SCHOOLS TOTAL	\$31,901,720	\$58,726,937	\$39,749,081	\$24,659,040	\$28,013,226	\$31,618,255	\$14,205,194	\$0	\$228,873,453

Career and Technology Center

Commissioner District: 3

Taylor Hockensmith, Management and Budget Analyst (410) 386-2082

8619

This project provides funding to address space needs and an aging facility at the Career and Technology Center, located in Westminster. The prior allocation is for planning and construction in FY 19 - 20 of a 21,000 square foot addition to the existing Career and Technology Center to provide classrooms to address the waitlist for several programs. The second phase in FY 20 - 22 renovates the existing building to better accommodate existing programs.

Project is contingent on State funding.

Operating impacts will be determined as the project develops.

	FY 20	FY 21	FY 22	FY 23	FY 24	FY 25	Prior Allocation	Balance to Complete	Total Project Cost
Engineering/Design	2,493,000						1,607,194		4,100,194
Land Acquisition									0
Site Work							1,241,000		1,241,000
Construction		32,035,806	15,000,000				6,531,000		53,566,806
Equipment/Furnishings							653,000		653,000
Other							539,000		539,000
EXPENDITURES									

TOTAL	2,493,000	32,035,806	15,000,000	0	0	0	10,571,194	0	60,100,000
--------------	------------------	-------------------	-------------------	----------	----------	----------	-------------------	----------	-------------------

SOURCES OF FUNDS									
Local Income Tax							100,000		100,000
Bonds	2,493,000	21,035,806							23,528,806
Reallocated Bonds							10,471,194		10,471,194
State School Construction		11,000,000	15,000,000						26,000,000

PROJECTED OPERATING IMPACTS									
	0	0	0	0	0	0			0

HVAC Improvements and Replacements

Taylor Hockensmith, Management and Budget Analyst (410) 386-2082

9974

This project provides planned ongoing funding for the replacement of aging heating, ventilation, and air conditioning (HVAC) systems in schools. Funding is also included for scope studies performed one year prior to construction. Projects starting in the near term are budgeted as separate projects. Future HVAC improvements or replacements in the Board of Education's Facility Master Plan not yet identified as specific projects include:

- Oklahoma Road Middle
- Northwest Middle
- Carroll Springs Elementary
- Carrolltowne Elementary
- Mount Airy Elementary

Project is contingent on State funding.

	FY 20	FY 21	FY 22	FY 23	FY 24	FY 25	Prior Allocation	Balance to Complete	Total Project Cost
Engineering/Design		679,000	613,000	279,000	761,000	575,000			2,907,000
Land Acquisition									0
Site Work									0
Construction		3,820,000	8,115,000	5,784,950	6,202,350	8,460,650			32,382,950
Equipment/Furnishings									0
Other		307,000	394,000	232,050	391,650	390,350			1,715,050
EXPENDITURES									
TOTAL	0	4,806,000	9,122,000	6,296,000	7,355,000	9,426,000	0	0	37,005,000

SOURCES OF FUNDS									
Transfer from General Fund									0
Local Income Tax									0
Bonds		4,806,000	4,335,000	1,980,000	5,383,000	4,066,000			20,570,000
State School Construction			4,787,000	4,316,000	1,972,000	5,360,000			16,435,000

PROJECTED OPERATING IMPACTS									
	0	0	0	0	0	0			0

HVAC System Replacement - Spring Garden Elementary

Commissioner District: 2

Taylor Hockensmith, Management and Budget Analyst (410) 386-2082

8809

This project provides funding for replacement of the existing rooftop air handler units and terminal control units, heating and cooling plants, associated piping and pumps, replacement/upgrade of the pneumatic control system, and an upgrade to the electrical equipment with new panelboards.

Project is contingent on State funding.

	FY 20	FY 21	FY 22	FY 23	FY 24	FY 25	Prior Allocation	Balance to Complete	Total Project Cost
Engineering/Design	449,000								449,000
Land Acquisition									0
Site Work									0
Construction	2,446,000	3,160,000							5,606,000
Equipment/Furnishings									0
Other	280,000								280,000
EXPENDITURES									
TOTAL	3,175,000	3,160,000	0	0	0	0	0	0	6,335,000
SOURCES OF FUNDS									
Transfer from General Fund									0
Local Income Tax									0
Bonds	3,175,000								3,175,000
State School Construction		3,160,000							3,160,000
PROJECTED OPERATING IMPACTS	0	0	0	0	0	0			0

HVAC System Replacement - Winfield Elementary

Commissioner District: 4

Taylor Hockensmith, Management and Budget Analyst (410) 386-2082

8762

This project provides funding for replacement of existing classroom unit ventilators, heating and cooling plants, associated piping and pumps, and replacement/upgrade of the pneumatic control system.

Project is contingent on State funding.

	FY 20	FY 21	FY 22	FY 23	FY 24	FY 25	Prior Allocation	Balance to Complete	Total Project Cost
Engineering/Design							515,000		515,000
Land Acquisition									0
Site Work									0
Construction	8,304,000								8,304,000
Equipment/Furnishings									0
Other	415,000								415,000
EXPENDITURES									

TOTAL	8,719,000	0	0	0	0	0	515,000	0	9,234,000
--------------	------------------	----------	----------	----------	----------	----------	----------------	----------	------------------

SOURCES OF FUNDS									
Transfer from General Fund									0
Bonds	3,123,400						515,000		3,638,400
Reallocated Bonds	696,250								696,250
State School Construction	4,899,350								4,899,350

PROJECTED OPERATING IMPACTS									
	0	0	0	0	0	0			0

Paving

Taylor Hockensmith, Management and Budget Analyst (410) 386-2082

9748

This project provides ongoing funding for maintenance and replacement of the school system's parking lots and driveways. Listed below are planned projects in priority order:

- Westminster High Stadium Parking Lot
- Robert Moton Elementary
- Westminster Elementary
- Mount Airy Elementary
- Mechanicsville Elementary
- Shiloh Middle
- Liberty High
- Northwest Middle Traffic Loop and Main Lot
- Sykesville Middle

	FY 20	FY 21	FY 22	FY 23	FY 24	FY 25	Prior Allocation	Balance to Complete	Total Project Cost
Engineering/Design									0
Land Acquisition									0
Site Work									0
Construction	855,000	725,000	965,000	825,000	875,000	1,000,000			5,245,000
Equipment/Furnishings									0
Other									0
EXPENDITURES									

TOTAL	855,000	725,000	965,000	825,000	875,000	1,000,000	0	0	5,245,000
--------------	----------------	----------------	----------------	----------------	----------------	------------------	----------	----------	------------------

SOURCES OF FUNDS									
Transfer from General Fund									0
Local Income Tax	855,000	725,000	965,000	825,000	875,000	1,000,000			5,245,000
Property Tax									0
Bonds									0

PROJECTED OPERATING IMPACTS									
	0	0	0	0	0	0			0

Relocatable Classroom Removal

Taylor Hockensmith, Management and Budget Analyst (410) 386-2082

9745

This project provides ongoing funding for the removal of relocatable classrooms from various school sites where they are no longer needed. An evaluation of the condition and utilization of the existing relocatable classroom inventory was performed to identify units for potential removal. The Board of Education currently has an inventory of 28 relocatable classroom buildings.

Projected operating impacts include a reduction in maintenance and utilities.

	FY 20	FY 21	FY 22	FY 23	FY 24	FY 25	Prior Allocation	Balance to Complete	Total Project Cost
Engineering/Design									0
Land Acquisition									0
Site Work									0
Construction		185,000		195,000		205,000	500,000		1,085,000
Equipment/Furnishings									0
Other									0
EXPENDITURES									
TOTAL	0	185,000	0	195,000	0	205,000	500,000	0	1,085,000
SOURCES OF FUNDS									
Transfer from General Fund									0
Reallocated GF Transfer									0
Local Income Tax		185,000		195,000		205,000	500,000		1,085,000
Bonds									0
PROJECTED OPERATING IMPACTS	0	(150,000)	(150,000)	(310,000)	(310,000)	(480,000)			

Roof Repairs

Taylor Hockensmith, Management and Budget Analyst (410) 386-2082

9746

This project provides ongoing funding for minor repairs to roofs. Funding is to address emergencies, provide necessary maintenance for the integrity of the roof systems, and extend the useful life of roofs.

	FY 20	FY 21	FY 22	FY 23	FY 24	FY 25	Prior Allocation	Balance to Complete	Total Project Cost
Engineering/Design									0
Land Acquisition									0
Site Work									0
Construction					200,000				200,000
Equipment/Furnishings									0
Other									0
EXPENDITURES									
TOTAL	0	0	0	0	200,000	0	0	0	200,000
SOURCES OF FUNDS									
Transfer from General Fund									0
Local Income Tax					200,000				200,000
Property Tax									0
Bonds									0
PROJECTED OPERATING IMPACTS	0	0	0	0	0	0			0

Roof Replacement - Cranberry Station Elementary

Commissioner District: 3

Taylor Hockensmith, Management and Budget Analyst (410) 386-2082

8810

This project provides funding for the replacement of 61,146 square feet of roofing, associated tapered insulation system, roof drains, and flashing.

Project is contingent on State funding.

	FY 20	FY 21	FY 22	FY 23	FY 24	FY 25	Prior Allocation	Balance to Complete	Total Project Cost
Engineering/Design	73,000								73,000
Land Acquisition									0
Site Work									0
Construction	1,834,000								1,834,000
Equipment/Furnishings									0
Other	71,000								71,000
EXPENDITURES									
TOTAL	1,978,000	0	0	0	0	0	0	0	1,978,000
SOURCES OF FUNDS									
Transfer from General Fund									0
Local Income Tax									0
Bonds	895,900								895,900
State School Construction	1,082,100								1,082,100
PROJECTED OPERATING IMPACTS	0	0	0	0	0	0			0

Roof Replacements

Taylor Hockensmith, Management and Budget Analyst (410) 386-2082

8379

This project provides planned ongoing funding to replace roofs that are failing and no longer repairable. Projects starting in the near term are budgeted as separate projects. Future roof replacements in the Board of Education's Facility Master Plan not yet identified as specific projects include:

- Winfield Elementary
- Spring Garden Elementary
- North Carroll Middle
- Oklahoma Road Middle
- Century High

Project is contingent on State funding.

	FY 20	FY 21	FY 22	FY 23	FY 24	FY 25	Prior Allocation	Balance to Complete	Total Project Cost
Engineering/Design		95,550	78,750	127,050	161,700	205,800			668,850
Land Acquisition									0
Site Work									0
Construction		2,376,150	1,962,450	3,168,900	4,034,100	5,156,550			16,698,150
Equipment/Furnishings									0
Other		92,400	76,650	122,850	156,450	200,550			648,900
EXPENDITURES									

TOTAL	0	2,564,100	2,117,850	3,418,800	4,352,250	5,562,900	0	0	18,015,900
--------------	----------	------------------	------------------	------------------	------------------	------------------	----------	----------	-------------------

SOURCES OF FUNDS									
Local Income Tax									0
Reallocated Local Income Tax									0
Bonds		1,224,300	1,011,150	1,631,700	2,077,950	2,655,450			8,600,550
State School Construction		1,339,800	1,106,700	1,787,100	2,274,300	2,907,450			9,415,350

PROJECTED OPERATING IMPACTS									
	0	0	0	0	0	0			0

Technology Improvements

Taylor Hockensmith, Management and Budget Analyst (410) 386-2082

9792

This project provides ongoing funding for technology improvements. Funding will allow for technology replacements, upgrades to infrastructure hardware and software, and installation and replacement of hardware, such as servers, and network infrastructure equipment. Cabling upgrades, wireless technologies, and other core telecommunications are included in the technology infrastructure of the school system.

	FY 20	FY 21	FY 22	FY 23	FY 24	FY 25	Prior Allocation	Balance to Complete	Total Project Cost
Engineering/Design									0
Land Acquisition									0
Site Work									0
Construction									0
Equipment/Furnishings	1,000,000	1,000,000	1,000,000	1,000,000	1,000,000	1,000,000			6,000,000
Other									0
EXPENDITURES									

TOTAL	1,000,000	1,000,000	1,000,000	1,000,000	1,000,000	1,000,000	0	0	6,000,000
--------------	------------------	------------------	------------------	------------------	------------------	------------------	----------	----------	------------------

SOURCES OF FUNDS									
Transfer from General Fund									0
Reallocated GF Transfer									0
Local Income Tax	1,000,000	1,000,000	1,000,000	1,000,000	1,000,000	1,000,000			6,000,000
Bonds									0

PROJECTED OPERATING IMPACTS									
	0	0	0	0	0	0			0

Transfer to Operating Budget for BOE Debt Service

Taylor Hockensmith, Management and Budget Analyst (410) 386-2082

9001

A percentage of the Local Income Tax revenue is dedicated to school construction and appropriated directly into the Capital Fund. This project is for the portion of these dedicated funds transferred to the General Fund to pay debt service related to school construction projects. Because dedicated Local Income Tax is budgeted in the Capital Fund and then transferred to the General Fund, the funding is counted twice in the All Funds Budget.

	FY 20	FY 21	FY 22	FY 23	FY 24	FY 25	Prior Allocation	Balance to Complete	Total Project Cost
Engineering/Design									0
Land Acquisition									0
Site Work									0
Construction									0
Equipment/Furnishings									0
Other	10,225,720	11,101,031	11,544,231	12,924,240	14,230,976	14,424,355			74,450,553
EXPENDITURES									

TOTAL	10,225,720	11,101,031	11,544,231	12,924,240	14,230,976	14,424,355	0	0	74,450,553
--------------	-------------------	-------------------	-------------------	-------------------	-------------------	-------------------	----------	----------	-------------------

SOURCES OF FUNDS									
Transfer from General Fund									0
Reallocated GF Transfer									0
Local Income Tax	10,225,720	11,101,031	11,544,231	12,924,240	14,230,976	14,424,355			74,450,553
Reallocated Local Income Tax									0

PROJECTED OPERATING IMPACTS									
	0	0	0	0	0	0			0

Window Replacement - South Carroll High

Commissioner District: 5

Taylor Hockensmith, Management and Budget Analyst (410) 386-2082

8811

This project provides funding for replacement of the window wall system installed during the original construction of South Carroll High.

Project is contingent on State funding.

	FY 20	FY 21	FY 22	FY 23	FY 24	FY 25	Prior Allocation	Balance to Complete	Total Project Cost
Engineering/Design	155,000								155,000
Land Acquisition									0
Site Work									0
Construction		1,575,000							1,575,000
Equipment/Furnishings									0
Other									0
EXPENDITURES									
TOTAL	155,000	1,575,000	0	0	0	0	0	0	1,730,000
SOURCES OF FUNDS									
Transfer from General Fund									0
Bonds	155,000	709,000							864,000
Reallocated Bonds									0
State School Construction		866,000							866,000
PROJECTED OPERATING IMPACTS	0	0	0	0	0	0			0

Window Replacement - Westminster High

Commissioner District: 3

Taylor Hockensmith, Management and Budget Analyst (410) 386-2082

8812

This project provides funding for replacement of the window wall system installed during the original construction of Westminster High.

Project is contingent on State funding.

	FY 20	FY 21	FY 22	FY 23	FY 24	FY 25	Prior Allocation	Balance to Complete	Total Project Cost
Engineering/Design	155,000								155,000
Land Acquisition									0
Site Work									0
Construction		1,575,000							1,575,000
Equipment/Furnishings									0
Other									0
EXPENDITURES									
TOTAL	155,000	1,575,000	0	0	0	0	0	0	1,730,000
SOURCES OF FUNDS									
Transfer from General Fund									0
Bonds	155,000	709,000							864,000
Reallocated Bonds									0
State School Construction		866,000							866,000
PROJECTED OPERATING IMPACTS	0	0	0	0	0	0			0

CONSERVATION
AND OPEN SPACE

Overview of Conservation and Open Space CIP

The FY 20 – 25 Conservation and Open Space CIP includes funding for land preservation and water resources. Approximately \$38.9M is planned for the Agricultural Preservation Program in both the Capital and Operating budgets, and is funded with a combination of dedicated Property Tax, bonds, Agricultural Transfer Tax, and State participation. Property Tax funding is included to allow for the acquisition of easements through Installment Purchase Agreements and for the payment of interest to landowners.

The FY 20 – 25 CIP continues funding to maintain the County's permit associated with the Federal National Pollutant Discharge Elimination System (NPDES) program. The 2005 – 2010 permit required a total of 10 percent of the County's impervious surface be remediated. The County and the eight municipalities have entered into a memorandum of agreement combining the municipalities and County into one permit. The joint permit, issued for 2015 – 2020, requires an additional 20 percent remediation of impervious surface, and is linked to the Watershed Implementation Plan of the Chesapeake Bay Total Maximum Daily Load (TMDL). The Chesapeake Bay TMDL sets limits on allowable pollutants in bodies of water. The requirements for the Chesapeake Bay TMDLs are currently unknown and may require additional funding above and beyond planned levels.

To remain compliant with the NPDES permit, the Stormwater Facility Restoration project was established to keep stormwater management facilities working properly.

For additional information on these or other Conservation and Open Space projects, please refer to the individual project pages.

COMMUNITY INVESTMENT PLAN FOR FISCAL YEARS 2020 TO 2025

	2020	2021	2022	2023	2024	2025	Prior Allocation	Balance To Complete	Total Project Cost
CONSERVATION AND OPEN SPACE									
Agricultural Land Preservation	\$4,663,680	\$4,678,190	\$5,003,940	\$4,983,000	\$4,983,000	\$4,983,000	\$0	\$0	\$29,294,810
Stormwater Facility Renovation	320,000	310,000	310,000	310,000	310,000	310,000	0	0	1,870,000
Watershed Assessment and Improvement (NPDES)	3,450,000	3,350,000	3,450,000	3,550,000	3,650,000	3,750,000	0	0	21,200,000
CONSERVATION AND OPEN SPACE TOTAL	\$8,433,680	\$8,338,190	\$8,763,940	\$8,843,000	\$8,943,000	\$9,043,000	\$0	\$0	\$52,364,810
SOURCES OF FUNDING:									
Transfer from General Fund	\$200,000	\$0	\$0	\$0	\$0	\$0	\$0	\$0	\$200,000
Reallocated GF Transfer	532,999	0	0	0	0	0	0	0	532,999
Property Tax	2,680,680	2,695,190	3,020,940	3,000,000	3,000,000	3,000,000	0	0	17,396,810
Bonds	3,971,199	4,422,000	4,493,000	4,563,000	4,631,500	4,698,400	0	0	26,779,099
Reallocated Bonds	175,202	0	0	0	0	0	0	0	175,202
Ag. Preservation (MALPF)	500,000	500,000	500,000	500,000	500,000	500,000	0	0	3,000,000
Ag Transfer Tax	150,000	150,000	150,000	150,000	150,000	150,000	0	0	900,000
Municipal	223,600	571,000	600,000	630,000	661,500	694,600	0	0	3,380,700
CONSERVATION AND OPEN SPACE TOTAL	\$8,433,680	\$8,338,190	\$8,763,940	\$8,843,000	\$8,943,000	\$9,043,000	\$0	\$0	\$52,364,810

Agricultural Land Preservation

Lynn Karr, Senior Management and Budget Analyst (410) 386-2082

9007

This project provides ongoing funding for the Carroll County Agricultural Land Preservation program. The program provides an opportunity for landowners to make a long-term commitment to agriculture by offering financial incentives in exchange for property development rights. Preserving farmland with permanent easements helps to maintain agriculture as a viable industry and preserve the rural character of Carroll County.

The County offers two payment options to the landowners: Installment Purchase Agreement (IPA) or Lump Sum. The IPA option pays the landowner for the easement over a 20-year period. The lump sum option pays for the easement at the time of settlement. The Maryland Agricultural Land Preservation Foundation (MALPF), a lump-sum payment program, is jointly funded by the State of Maryland and Carroll County.

2.25% of the Property Tax revenue was dedicated to the Agricultural Land Preservation program, and appropriated in the Capital Fund for easement purchases, and in the General Fund for interest payments to landowners in the Debt Service - Agricultural Preservation budget. The Capital Fund portion was reduced by \$0.5M in FY 20, \$0.5M in FY 21, and \$0.25M in FY 22, and capped at \$3.0M ongoing beginning in FY 23.

The appropriations are listed in the charts below. The Total Appropriation - IPA and Lump Sum are for easement purchases; the Projected Operating Impacts are interest payments appropriated to the General Fund; and the Total Appropriation - Ag Pres at the bottom of this page includes costs for both the Lump Sum and IPA options.

	FY 20	FY 21	FY 22	FY 23	FY 24	FY 25	Prior Allocation	Balance to Complete	Total Project Cost
Engineering/Design									0
Land Acquisition	4,663,680	4,678,190	5,003,940	4,983,000	4,983,000	4,983,000			29,294,810
Site Work									0
Construction									0
Equipment/Furnishings									0
Other									0
EXPENDITURES									

TOTAL	4,663,680	4,678,190	5,003,940	4,983,000	4,983,000	4,983,000	0	0	29,294,810
--------------	------------------	------------------	------------------	------------------	------------------	------------------	----------	----------	-------------------

SOURCES OF FUNDS

Property Tax	2,680,680	2,695,190	3,020,940	3,000,000	3,000,000	3,000,000			17,396,810
Bonds	1,333,000	1,333,000	1,333,000	1,333,000	1,333,000	1,333,000			7,998,000
Ag. Preservation (MALPF)	500,000	500,000	500,000	500,000	500,000	500,000			3,000,000
Ag Transfer Tax	150,000	150,000	150,000	150,000	150,000	150,000			900,000

PROJECTED OPERATING IMPACTS

	1,439,230	1,504,330	1,563,490	1,624,400	1,685,100	1,752,500			
Total Appropriation - IPA	1,848,959	1,875,231	2,002,251	2,015,441	2,035,472	2,057,714			11,835,068
Total Appropriation - Lump Sum	3,753,950	3,807,288	4,065,178	4,091,958	4,132,627	4,177,785			24,028,786
Total Appropriation - MALPF	500,000	500,000	500,000	500,000	500,000	500,000			3,000,000
Total Appropriation - Ag Pres	6,102,910	6,182,520	6,567,430	6,607,400	6,668,100	6,735,500			38,863,854

Stormwater Facility Renovation

Lynn Karr, Senior Management and Budget Analyst (410) 386-2082

8820

This project provides ongoing funding to keep existing County-owned stormwater management facilities in working condition and in compliance with the National Pollution Discharge Elimination System (NPDES) Permit. The plan is to evaluate and repair five to seven facilities per year over a 30-year period. Funding will be used for repairs and to replace pipes and filter media.

	FY 20	FY 21	FY 22	FY 23	FY 24	FY 25	Prior Allocation	Balance to Complete	Total Project Cost
Engineering/Design	10,000	35,000	25,000	25,000	25,000	25,000			145,000
Land Acquisition									0
Site Work									0
Construction	310,000	275,000	285,000	285,000	285,000	285,000			1,725,000
Equipment/Furnishings									0
Other									0
EXPENDITURES									
TOTAL	320,000	310,000	310,000	310,000	310,000	310,000	0	0	1,870,000
SOURCES OF FUNDS									
Transfer from General Fund									0
Local Income Tax									0
Bonds	227,534	310,000	310,000	310,000	310,000	310,000			1,777,534
Reallocated Bonds	92,466								92,466
PROJECTED OPERATING IMPACTS	0	0	0	0	0	0			0

Watershed Assessment and Improvement (NPDES)

Lynn Karr, Senior Management and Budget Analyst (410) 386-2082

9920

This project provides ongoing funding to comply with the Federal Clean Water Act. The Act requires the County to secure a permit under the National Pollutant Discharge Elimination System (NPDES) for storm sewer systems. The permit requires the County to map and assess the condition of the storm sewer systems and of the watersheds that discharge into them. The County and the eight municipalities have entered into a memorandum of agreement (MOA) to obtain a joint five-year NPDES permit to address stormwater issues. Under the joint permit issues in FY 16, the County and municipalities are required to mitigate impervious surface runoff. As part of the MOA, the County manages the construction of the mitigation projects on behalf of the municipalities. The municipalities provide funding to the County equivalent to 20% of the construction cost of municipal impervious acres.

The current permit will expire in FY 20. Estimates of Town contributions have been included in anticipation that the Towns and County will again participate in a joint permit. The estimate is based on the assumptions as the MOA signed by the Towns and County for the current permit.

	FY 20	FY 21	FY 22	FY 23	FY 24	FY 25	Prior Allocation	Balance to Complete	Total Project Cost
Engineering/Design	40,000	140,000	130,000	485,000	170,000	200,000			1,165,000
Land Acquisition									0
Site Work									0
Construction	3,410,000	3,210,000	3,320,000	3,065,000	3,480,000	3,550,000			20,035,000
Equipment/Furnishings									0
Other									0
EXPENDITURES									

TOTAL	3,450,000	3,350,000	3,450,000	3,550,000	3,650,000	3,750,000	0	0	21,200,000
--------------	------------------	------------------	------------------	------------------	------------------	------------------	----------	----------	-------------------

SOURCES OF FUNDS									
Transfer from General Fund	200,000								200,000
Reallocated GF Transfer	532,999								532,999
Bonds	2,410,664	2,779,000	2,850,000	2,920,000	2,988,500	3,055,400			17,003,564
Reallocated Bonds	82,737								82,737
Municipal	223,600	571,000	600,000	630,000	661,500	694,600			3,380,700

PROJECTED OPERATING IMPACTS									
	0	0	0	0	0	0			0

PUBLIC WORKS

Overview of Public Works CIP

The Public Works CIP includes two sections: Roads and Bridges.

Approximately \$87.5M is included in the FY 20 – 25 CIP to maintain and rehabilitate 900 miles of roads throughout the County. Approximately thirty-five percent of the County's road network is considered mainline or arterial roads. These roads carry a higher traffic volume. Sixty-five percent are lower volume roadways, including neighborhood roads. Typical repair strategies include sealing, mill and overlay, full-depth reclamation, and reconstruction.

Included is \$0.3M to support State road projects. Contributing to State projects may expedite the planning process for State roads in Carroll County.

Market Street Extended, a new road construction project, will create a more direct connection to MD 140 from Old Westminster Pike.

Ongoing funding is included for inspection of storm drains. Video inspections will assess the condition of the storm drain system, and rehabilitation funding is included for pipe lining and replacement of storm drains and small drainage structures.

Funding is included for the replacement or rehabilitation of four bridge structures.

For additional information on these or other Public Works projects, please refer to the individual project pages.

ROADS

COMMUNITY INVESTMENT PLAN FOR FISCAL YEARS 2020 TO 2025

	2020	2021	2022	2023	2024	2025	Prior Allocation	Balance To Complete	Total Project Cost
ROADS									
Highway Safety Improvements	\$30,000	\$32,000	\$33,000	\$35,000	\$37,000	\$38,000	\$0	\$0	\$205,000
Market Street Extended	500,000	0	0	0	0	0	1,991,005	0	2,491,005
Pavement Management Program	12,660,000	12,861,000	12,806,000	10,853,000	15,125,000	15,878,000	0	0	80,183,000
Pavement Preservation	1,114,000	1,147,000	1,181,000	1,216,000	1,275,000	1,350,000	0	0	7,283,000
Ramp and Sidewalk Upgrades	78,000	81,000	85,000	88,000	92,000	96,000	0	0	520,000
Small Drainage Structures	500,000	223,500	253,000	283,000	313,000	343,500	0	0	1,916,000
State Road Projects	100,000	100,000	100,000	0	0	0	664,990	0	964,990
Storm Drain Rehabilitation	215,000	223,500	253,000	283,000	313,000	343,500	0	0	1,631,000
Storm Drain Video Inspection	135,000	139,000	143,000	147,000	151,000	156,000	0	0	871,000
ROADS TOTAL	\$15,332,000	\$14,807,000	\$14,854,000	\$12,905,000	\$17,306,000	\$18,205,000	\$2,655,995	\$0	\$96,064,995
SOURCES OF FUNDING:									
Transfer from General Fund	\$473,306	\$100,000	\$100,000	\$0	\$151,000	\$1,256,000	\$664,990	\$0	\$2,745,296
Local Income Tax	0	0	0	0	0	0	758,005	0	758,005
Bonds	10,778,757	12,552,000	12,564,000	10,678,000	14,867,000	15,685,000	1,233,000	0	78,357,757
Reallocated Bonds	1,355,506	0	0	0	0	0	0	0	1,355,506
State Highway Administration	176,000	176,000	176,000	176,000	176,000	176,000	0	0	1,056,000
Highway User Revenue	2,548,431	1,979,000	2,014,000	2,051,000	2,112,000	1,088,000	0	0	11,792,431
ROADS TOTAL	\$15,332,000	\$14,807,000	\$14,854,000	\$12,905,000	\$17,306,000	\$18,205,000	\$2,655,995	\$0	\$96,064,995

Highway Safety Improvements

Heidi K. Pepin, Management and Budget Project Coordinator (410) 386-2082

9674

This project provides ongoing funding to address roadway segments and road intersections with a history of frequent or severe accidents, and those with a significant potential for accidents. Possible improvements include minor changes in intersection geometry, turn lanes, signing additions or upgrades, traffic calming measures, and pavement marking upgrades.

	FY 20	FY 21	FY 22	FY 23	FY 24	FY 25	Prior Allocation	Balance to Complete	Total Project Cost
Engineering/Design									0
Land Acquisition									0
Site Work									0
Construction	30,000	32,000	33,000	35,000	37,000	38,000			205,000
Equipment/Furnishings									0
Other									0
EXPENDITURES									
TOTAL	30,000	32,000	33,000	35,000	37,000	38,000	0	0	205,000
SOURCES OF FUNDS									
Bonds									0
Reallocated Bonds									0
State Highway Administration									0
Highway User Revenue	30,000	32,000	33,000	35,000	37,000	38,000			205,000
PROJECTED OPERATING IMPACTS	0	0	0	0	0	0			0

Market Street Extended

Commissioner District: 3

Heidi K. Pepin, Management and Budget Project Coordinator (410) 386-2082

8318

Functional Classification: Collector
 Average Daily Traffic: TBD
 Length: Approximately 1,400 feet
 Limits: MD 140 to Old Westminster Pike

This project provides funding for the construction of a more direct connection to MD 140 from Old Westminster Pike. This connector will reduce traffic on Old Baltimore Road and the local streets that extend from Old Westminster Pike to Old Baltimore Road, and will provide redundancy in the road network. The connection to MD 140 will be located at the existing traffic signal at Market Street and Old Baltimore Road.

Additional funding is included in FY 20 to address drainage issues.

	FY 20	FY 21	FY 22	FY 23	FY 24	FY 25	Prior Allocation	Balance to Complete	Total Project Cost
Engineering/Design									0
Land Acquisition							1,271,005		1,271,005
Site Work							51,000		51,000
Construction	500,000						516,000		1,016,000
Equipment/Furnishings									0
Other							153,000		153,000
EXPENDITURES									

TOTAL	500,000	0	0	0	0	0	1,991,005	0	2,491,005
--------------	----------------	----------	----------	----------	----------	----------	------------------	----------	------------------

SOURCES OF FUNDS									
Transfer from General Fund									0
Local Income Tax							758,005		758,005
Bonds							1,233,000		1,233,000
Highway User Revenue	500,000								500,000

PROJECTED OPERATING IMPACTS									
	0	0	0	0	0	0			0

Pavement Management Program

Heidi K. Pepin, Management and Budget Project Coordinator (410) 386-2082

8813

This project provides ongoing funding for the maintenance, repair, or rehabilitation of the County's 900 miles of paved roads. A pavement management software program is used to collect road condition information and to recommend the most cost-effective repair. Repair strategies include: patching, overlay, mill and overlay, full depth reclamation, and reconstruction. Drainage structures and traffic barriers will be inspected, repaired, replaced, or added where necessary, and sidewalk accessibility will also be evaluated and included if upgrades are due.

Maintaining a road network in satisfactory condition is one of the Department's goals. While addressing roads that are near failure is important, maintaining roads in fair and satisfactory condition is important as well. It is cost effective to address roads while the amount of repair work is minimal and this balanced approach keeps the network in satisfactory condition.

During the FY 20 budget process, funding over FY 21 - 23 was reduced by \$4.7M.

	FY 20	FY 21	FY 22	FY 23	FY 24	FY 25	Prior Allocation	Balance to Complete	Total Project Cost
Engineering/Design	115,000	120,000	125,000	125,000	125,000	128,000			738,000
Land Acquisition									0
Site Work									0
Construction	11,970,000	12,280,000	11,770,000	10,225,000	14,300,000	15,000,000			75,545,000
Equipment/Furnishings									0
Other	575,000	461,000	911,000	503,000	700,000	750,000			3,900,000
EXPENDITURES									

TOTAL	12,660,000	12,861,000	12,806,000	10,853,000	15,125,000	15,878,000	0	0	80,183,000
--------------	-------------------	-------------------	-------------------	-------------------	-------------------	-------------------	----------	----------	-------------------

SOURCES OF FUNDS									
Transfer from General Fund	238,306					800,000			1,038,306
Bonds	10,682,747	12,024,000	11,973,000	10,024,000	14,149,000	14,902,000			73,754,747
Reallocated Bonds	1,158,516								1,158,516
State Highway Administration	176,000	176,000	176,000	176,000	176,000	176,000			1,056,000
Highway User Revenue	404,431	661,000	657,000	653,000	800,000				3,175,431

PROJECTED OPERATING IMPACTS									
	0	0	0	0	0	0			0

Pavement Preservation

Heidi K. Pepin, Management and Budget Project Coordinator (410) 386-2082

8814

This project provides ongoing funding to place a maintenance seal coat, such as microsurface, on paved roads. Pavement preservation is applied to roads still in good condition, before the onset of serious damage. Annual funding addresses approximately 30 - 40 miles.

Project list will be generated in the spring in preparation for the summer construction season.

	FY 20	FY 21	FY 22	FY 23	FY 24	FY 25	Prior Allocation	Balance to Complete	Total Project Cost
Engineering/Design									0
Land Acquisition									0
Site Work									0
Construction	1,114,000	1,147,000	1,181,000	1,216,000	1,275,000	1,350,000			7,283,000
Equipment/Furnishings									0
Other									0
EXPENDITURES									

TOTAL	1,114,000	1,147,000	1,181,000	1,216,000	1,275,000	1,350,000	0	0	7,283,000
--------------	------------------	------------------	------------------	------------------	------------------	------------------	----------	----------	------------------

SOURCES OF FUNDS									
Transfer from General Fund						300,000			300,000
Reallocated GF Transfer									0
Property Tax									0
Highway User Revenue	1,114,000	1,147,000	1,181,000	1,216,000	1,275,000	1,050,000			6,983,000

PROJECTED OPERATING IMPACTS									
	0	0	0	0	0	0			0

Ramp and Sidewalk Upgrades

Heidi K. Pepin, Management and Budget Project Coordinator (410) 386-2082

8626

This project provides ongoing funding to upgrade or replace non-compliant ramps and sidewalks for ADA accessibility. Non-compliant ramps and sidewalks are also addressed through the Pavement Management Program. This project allows for the acceleration of the replacement and upgrade process.

	FY 20	FY 21	FY 22	FY 23	FY 24	FY 25	Prior Allocation	Balance to Complete	Total Project Cost
Engineering/Design									0
Land Acquisition									0
Site Work	8,000	8,000	8,500	8,500	9,000	9,000			51,000
Construction	63,000	66,000	69,000	72,000	75,000	79,000			424,000
Equipment/Furnishings									0
Other	7,000	7,000	7,500	7,500	8,000	8,000			45,000
EXPENDITURES									
TOTAL	78,000	81,000	85,000	88,000	92,000	96,000	0	0	520,000
SOURCES OF FUNDS									
Transfer from General Fund									0
Reallocated GF Transfer									0
Bonds	17,735	81,000	85,000	88,000	92,000	96,000			459,735
Reallocated Bonds	60,265								60,265
PROJECTED OPERATING IMPACTS	0	0	0	0	0	0			

Small Drainage Structures

Heidi K. Pepin, Management and Budget Project Coordinator (410) 386-2082

9847

This project provides ongoing funding to rehabilitate or replace deteriorated drainage structures including culvert headwalls and ancillary drainage features.

The Department of Public Works continues to incorporate all pipe culverts and drainage structures into the Geographic Information Systems (GIS). Once the locations are identified and mapped, field condition assessments can be made to help determine the most cost-effective approach to replacing and repairing these structures.

	FY 20	FY 21	FY 22	FY 23	FY 24	FY 25	Prior Allocation	Balance to Complete	Total Project Cost
Engineering/Design									0
Land Acquisition									0
Site Work									0
Construction	500,000	223,500	253,000	283,000	313,000	343,500			1,916,000
Equipment/Furnishings									0
Other									0
EXPENDITURES									

TOTAL	500,000	223,500	253,000	283,000	313,000	343,500	0	0	1,916,000
--------------	----------------	----------------	----------------	----------------	----------------	----------------	----------	----------	------------------

SOURCES OF FUNDS									
Transfer from General Fund									0
Reallocated GF Transfer									0
Bonds		223,500	253,000	283,000	313,000	343,500			1,416,000
Highway User Revenue	500,000								500,000

PROJECTED OPERATING IMPACTS									
	0	0	0	0	0	0			0

Storm Drain Rehabilitation

Heidi K. Pepin, Management and Budget Project Coordinator (410) 386-2082

8627

This project provides ongoing funding to maintain the storm drain system through rehabilitation and replacement. The County maintains about 180 miles (or 950,000 feet) of storm drain infrastructure, primarily located in neighborhoods where curbing, inlets, and manholes exist.



	FY 20	FY 21	FY 22	FY 23	FY 24	FY 25	Prior Allocation	Balance to Complete	Total Project Cost
Engineering/Design									0
Land Acquisition									0
Site Work									0
Construction	215,000	223,500	253,000	283,000	313,000	343,500			1,631,000
Equipment/Furnishings									0
Other									0
EXPENDITURES									

TOTAL	215,000	223,500	253,000	283,000	313,000	343,500	0	0	1,631,000
--------------	----------------	----------------	----------------	----------------	----------------	----------------	----------	----------	------------------

SOURCES OF FUNDS									
Transfer from General Fund									0
Reallocated GF Transfer									0
Bonds	78,275	223,500	253,000	283,000	313,000	343,500			1,494,275
Reallocated Bonds	136,725								136,725

PROJECTED OPERATING IMPACTS									
	0	0	0	0	0	0			0

Storm Drain Video Inspection

Heidi K. Pepin, Management and Budget Project Coordinator (410) 386-2082

8769

This project provides ongoing funding to gather video inspection data of existing storm drain pipes. Inspection data is also collected through the Pavement Management Program. Video inspections will determine if repairs or replacements are needed, and funding is provided for infrastructure rehabilitation in the Storm Drain Rehabilitation capital project.

	FY 20	FY 21	FY 22	FY 23	FY 24	FY 25	Prior Allocation	Balance to Complete	Total Project Cost
Engineering/Design	135,000	139,000	143,000	147,000	151,000	156,000			871,000
Land Acquisition									0
Site Work									0
Construction									0
Equipment/Furnishings									0
Other									0
EXPENDITURES									

TOTAL	135,000	139,000	143,000	147,000	151,000	156,000	0	0	871,000
--------------	----------------	----------------	----------------	----------------	----------------	----------------	----------	----------	----------------

SOURCES OF FUNDS									
Transfer from General Fund	135,000				151,000	156,000			442,000
Reallocated GF Transfer									0
Local Income Tax									0
Highway User Revenue		139,000	143,000	147,000					429,000

PROJECTED OPERATING IMPACTS									
	0	0	0	0	0	0			0

BRIDGES

COMMUNITY INVESTMENT PLAN FOR FISCAL YEARS 2020 TO 2025

	2020	2021	2022	2023	2024	2025	Prior Allocation	Balance To Complete	Total Project Cost
BRIDGES									
Babylon Road over Silver Run	\$202,000	\$0	\$0	\$0	\$0	\$0	\$1,027,999	\$0	\$1,229,999
Bridge Inspection and Inventory	83,500	44,000	45,000	47,000	49,000	52,000	0	0	320,500
Bridge Maintenance and Structural Repair	71,000	75,000	78,000	82,000	85,000	89,000	0	0	480,000
Cleaning and Painting of Bridge Structural Steel	212,000	223,000	234,000	246,000	258,000	271,000	0	0	1,444,000
Gaither Road over South Branch Patapsco	0	1,997,000	0	0	0	0	275,000	0	2,272,000
Hawks Hill Road over Little Pipe Creek Tributary	0	0	255,000	0	510,000	0	0	0	765,000
McKinstry's Mill Road over Little Pipe Creek	0	0	0	0	250,000	0	0	1,668,000	1,918,000
BRIDGES TOTAL	\$568,500	\$2,339,000	\$612,000	\$375,000	\$1,152,000	\$412,000	\$1,302,999	\$1,668,000	\$8,429,499
SOURCES OF FUNDING:									
Transfer from General Fund	\$196,500	\$164,000	\$170,000	\$178,000	\$186,000	\$195,000	\$0	\$0	\$1,089,500
Bonds	0	459,400	255,000	0	560,000	0	255,716	333,600	1,863,716
Reallocated Bonds	40,500	0	0	0	0	0	0	0	40,500
State Highway Administration	0	0	0	0	0	0	8,883	0	8,883
Federal Highway/Bridge	331,500	1,715,600	187,000	197,000	406,000	217,000	1,038,400	1,334,400	5,426,900
BRIDGES TOTAL	\$568,500	\$2,339,000	\$612,000	\$375,000	\$1,152,000	\$412,000	\$1,302,999	\$1,668,000	\$8,429,499

Babylon Road over Silver Run

Commissioner District: 1

Heidi K. Pepin, Management and Budget Project Coordinator (410) 386-2082

8322

Functional Classification: Local
 Average Daily Traffic: 111
 Bridge No.: CL 269



This project provides funding to replace the acrow panel bridge, located in northern Carroll County, with a new structure.

This project qualifies for Federal aid, which covers 80 percent of the engineering, inspection, and construction costs.

	FY 20	FY 21	FY 22	FY 23	FY 24	FY 25	Prior Allocation	Balance to Complete	Total Project Cost
Engineering/Design							280,000		280,000
Land Acquisition							7,000		7,000
Site Work							60,000		60,000
Construction	202,000						615,999		817,999
Equipment/Furnishings							0		0
Other							65,000		65,000
EXPENDITURES									

TOTAL	202,000	0	0	0	0	0	1,027,999	0	1,229,999
--------------	----------------	----------	----------	----------	----------	----------	------------------	----------	------------------

SOURCES OF FUNDS									
Bonds							196,716		196,716
Reallocated Bonds	40,500								40,500
State Highway Administration							8,883		8,883
Federal Highway/Bridge	161,500						822,400		983,900

PROJECTED OPERATING IMPACTS									
	0	0	0	0	0	0			0

Bridge Inspection and Inventory

Heidi K. Pepin, Management and Budget Project Coordinator (410) 386-2082

9684

This project provides ongoing funding for the inspection of 21 minor structures that do not qualify for Federal funds. Small structures are inspected on the same biennial inspection cycle as the 133 major County-maintained structures and 4 bridges are inspected annually. Project includes field inspections of all 21 structures, as well as completion and submission of inspection reports to the County. The inspection reports are used to evaluate repairs and structure replacements.

	FY 20	FY 21	FY 22	FY 23	FY 24	FY 25	Prior Allocation	Balance to Complete	Total Project Cost
Engineering/Design	83,500	44,000	45,000	47,000	49,000	52,000			320,500
Land Acquisition									0
Site Work									0
Construction									0
Equipment/Furnishings									0
Other									0
EXPENDITURES									

TOTAL	83,500	44,000	45,000	47,000	49,000	52,000	0	0	320,500
--------------	---------------	---------------	---------------	---------------	---------------	---------------	----------	----------	----------------

SOURCES OF FUNDS									
Transfer from General Fund	83,500	44,000	45,000	47,000	49,000	52,000			320,500
Reallocated GF Transfer									0
Local Income Tax									0
Reallocated Local Income Tax									0

PROJECTED OPERATING IMPACTS									
	0	0	0	0	0	0			

Bridge Maintenance and Structural Repair

Heidi K. Pepin, Management and Budget Project Coordinator (410) 386-2082

9882

This project provides ongoing funding for preventative maintenance and small repairs to County-maintained bridges, including: deck joint replacements, structural steel repairs, concrete patching, sediment removal, stream channel stabilization, traffic barrier replacement, and approach roadway repairs. Several projects have been identified for the work types and are listed below.

Listed below are potential sites for a replacement bridge seal project:

CL 208 Baptist over Alloway Creek	CL 211 Bowers over Alloway Creek	CL 364 Adams Mill over Little Pipe Creek
CL 234 Hapes Mill over Big Pipe Creek	CL 262 Mayberry over Bear Branch	CL 353 Patapsco over W. Branch Patapsco River
CL 266 Flickinger over Big Pipe Creek	CL 271 Arters Mill over Big Pipe Creek	CL 311 Morgan over S. Branch Patapsco River
CL 272 Halter over Big Pipe Creek	CL 310 Woodbine over S. Branch Patapsco River	

Listed below are potential sites for a concrete patching project:

CL 217 Stone over Silver Run	CL 310 Woodbine over S. Branch Patapsco River
CL 311 Morgan over S. Branch Patapsco River	CL 332 Marriottsville over S. Branch Patapsco River
CL 353 Patapsco over W. Branch Patapsco River	CL 373 Coon Club over E. Branch Patapsco River

	FY 20	FY 21	FY 22	FY 23	FY 24	FY 25	Prior Allocation	Balance to Complete	Total Project Cost
Engineering/Design									0
Land Acquisition									0
Site Work									0
Construction	71,000	75,000	78,000	82,000	85,000	89,000			480,000
Equipment/Furnishings									0
Other									0
EXPENDITURES									
TOTAL	71,000	75,000	78,000	82,000	85,000	89,000	0	0	480,000

SOURCES OF FUNDS									
Transfer from General Fund	71,000	75,000	78,000	82,000	85,000	89,000			480,000
Reallocated GF Transfer									0
Local Income Tax									0
Reallocated Local Income Tax									0

PROJECTED OPERATING IMPACTS									
	0	0	0	0	0	0			0

Cleaning and Painting of Bridge Structural Steel

Heidi K. Pepin, Management and Budget Project Coordinator (410) 386-2082

9686

This project provides ongoing funding for cleaning and painting of bridge structural steel. Cleaning and painting slows deterioration and extends the useful life of steel structures. Funding is accumulated over several years to allow for completion of a larger project.

Listed below are potential sites for the next project:

- CL 207 Baptist Road over Alloway Creek
- CL 208 Baptist Road over Alloway Creek
- CL 211 Bowers Road over Alloway Creek
- CL 262 Mayberry Road over Bear Branch
- CL 272 Halter Road over Big Pipe Creek
- CL 364 Adams Mill Road over Little Pipe Creek
- CL 402 York Road No. 1 over S. Branch Gunpowder Falls

This project qualifies for Federal aid, which covers 80 percent of the engineering, inspection, and construction costs.

	FY 20	FY 21	FY 22	FY 23	FY 24	FY 25	Prior Allocation	Balance to Complete	Total Project Cost
Engineering/Design	18,000	19,000	20,000	21,000	22,000	23,000			123,000
Land Acquisition									0
Site Work									0
Construction	194,000	204,000	214,000	225,000	236,000	248,000			1,321,000
Equipment/Furnishings									0
Other									0
EXPENDITURES									
TOTAL	212,000	223,000	234,000	246,000	258,000	271,000	0	0	1,444,000

SOURCES OF FUNDS									
Transfer from General Fund	42,000	45,000	47,000	49,000	52,000	54,000			289,000
Reallocated GF Transfer									0
Local Income Tax									0
Federal Highway/Bridge	170,000	178,000	187,000	197,000	206,000	217,000			1,155,000

PROJECTED OPERATING IMPACTS									
	0	0	0	0	0	0			

Gaither Road over South Branch Patapsco

Commissioner Districts: 4 and 5

Heidi K. Pepin, Management and Budget Project Coordinator (410) 386-2082

8722

Functional Classification: Minor Collector

Average Daily Traffic: 1,190

Bridge Number: CL 313



This project provides planned funding to replace the steel truss bridge, located in southern Carroll County on the Howard County border, with a new structure. The type of replacement structure will be determined based on an alternatives analysis.

This project qualifies for Federal aid, which covers 80 percent of the engineering, inspection, and construction costs.

	FY 20	FY 21	FY 22	FY 23	FY 24	FY 25	Prior Allocation	Balance to Complete	Total Project Cost
Engineering/Design							275,000		275,000
Land Acquisition									0
Site Work		158,000							158,000
Construction		1,589,000							1,589,000
Equipment/Furnishings									0
Other		250,000							250,000
EXPENDITURES									
TOTAL	0	1,997,000	0	0	0	0	275,000	0	2,272,000

SOURCES OF FUNDS									
Transfer from General Fund									0
Bonds		459,400					59,000		518,400
Reallocated Bonds									0
Federal Highway/Bridge		1,537,600					216,000		1,753,600

PROJECTED OPERATING IMPACTS									
	0	0	0	0	0	0			0

Hawks Hill Road over Little Pipe Creek Tributary

Commissioner District: 4

Heidi K. Pepin, Management and Budget Project Coordinator (410) 386-2082

Proj #

Functional Classification: Rural Local
 Average Daily Traffic: 253
 Bridge Number: CL 242



This project provides planned funding to replace the small bridge, located in western Carroll County near the Town of New Windsor. The existing structure is concrete encased steel beams on stone masonry abutments. The type of replacement structure will be determined based on an alternatives analysis. The structure width and waterway opening will be evaluated as part of the analysis.

This project does not qualify for Federal aid.

	FY 20	FY 21	FY 22	FY 23	FY 24	FY 25	Prior Allocation	Balance to Complete	Total Project Cost
Engineering/Design			250,000						250,000
Land Acquisition			5,000						5,000
Site Work					42,000				42,000
Construction					422,000				422,000
Equipment/Furnishings									0
Other					46,000				46,000
EXPENDITURES									

TOTAL	0	0	255,000	0	510,000	0	0	0	765,000
--------------	----------	----------	----------------	----------	----------------	----------	----------	----------	----------------

SOURCES OF FUNDS									
Transfer from General Fund									0
Reallocated GF Transfer									0
Bonds			255,000		510,000				765,000
Reallocated Bonds									0

PROJECTED OPERATING IMPACTS									
	0	0	0	0	0	0			0

McKinstry's Mill Road over Little Pipe Creek

Commissioner District: 4

Heidi K. Pepin, Management and Budget Project Coordinator (410) 386-2082

Proj #

Functional Classification: Rural Local
 Average Daily Traffic: 338
 Bridge Number: CL 236



This project provides planned funding to replace the bridge, located in western Carroll County, east of the Town of Union Bridge, with a new structure. The type of replacement structure will be determined based on an alternatives analysis. The structure width and waterway opening will be evaluated as part of the analysis.

This project qualifies for Federal aid, which covers 80 percent of the engineering, inspection, and construction costs.

	FY 20	FY 21	FY 22	FY 23	FY 24	FY 25	Prior Allocation	Balance to Complete	Total Project Cost
Engineering/Design					250,000				250,000
Land Acquisition									0
Site Work								131,000	131,000
Construction								1,308,000	1,308,000
Equipment/Furnishings									0
Other								229,000	229,000
EXPENDITURES									

TOTAL	0	0	0	0	250,000	0	0	1,668,000	1,918,000
--------------	----------	----------	----------	----------	----------------	----------	----------	------------------	------------------

SOURCES OF FUNDS									
Transfer from General Fund									0
Reallocated/GF Transfer									0
Bonds					50,000			333,600	383,600
Federal Highway/Bridge					200,000			1,334,400	1,534,400

PROJECTED OPERATING IMPACTS									
	0	0	0	0	0	0			

RECREATION AND CULTURE

Overview of Recreation and Culture CIP

The Recreation and Parks portion of FY 20 – 25 provides facilities for passive (natural park areas) and active (ballfields) recreational opportunities. The primary sources of funding for recreation projects are Impact Fees and Program Open Space (POS). Impact Fees are charged to developers of new homes in Carroll County to partially offset the cost of providing recreation facilities to serve those new homes. POS funding is provided as a portion of the State Real Estate Transfer Tax for the acquisition and development of park facilities. Projects include Recreation and Parks, and the Union Mills Homestead.

Funding is provided in FY 20 – 25 for the replacement of: three tot lots; roof replacement at Bear Branch Nature Center; paving at Hashawha, Piney Run, Old Liberty Road, and Krimgold Parks; and pavilion replacements at Piney Run Park and Bear Branch Nature Center. These projects maintain County infrastructure and are funded primarily through the use of Program Open Space dollars.

Included in FY 20 – 23 are lighting replacements, installation of new lighting on three fields, and a roof replacement at Carroll County Sports Complex.

Other projects include a boat ramp at Double Pipe Creek Park, trails at Krimgold Park, Leister Park and the Northwest Trail, and historical restoration of Union Mills Homestead waterwheel and flume.

25% of annual Program Open Space funding is required by the State to be used for Land Acquisition.

The FY 20 – 25 CIP continues to fund Self-Help projects. These projects are cooperative ventures between local community groups and the County, and enable the County's Recreation Councils to identify projects to enhance park facilities countywide.

For additional information on Recreation and Culture projects, please refer to the individual project pages.

COMMUNITY INVESTMENT PLAN FOR FISCAL YEARS 2020 TO 2025

	2020	2021	2022	2023	2024	2025	Prior Allocation	Balance To Complete	Total Project Cost
RECREATION AND CULTURE									
Bear Branch Nature Center Pavilion Replacement	\$0	\$0	\$0	\$0	\$197,000	\$0	\$0	\$0	\$197,000
Bear Branch Nature Center Roof Replacement	270,000	0	0	0	0	0	0	0	270,000
Community Self-Help Projects	80,000	82,000	84,000	86,000	88,000	90,000	0	0	510,000
Deer Park Lighting Replacement	0	0	0	0	0	291,000	0	0	291,000
Double Pipe Creek Boat Ramp	28,000	0	0	0	0	0	32,000	0	60,000
Gillis Falls Trail	0	467,000	0	0	0	0	0	0	467,000
Hashawha and Bear Branch Paving	0	0	536,000	0	0	0	0	0	536,000
Kringgold Park Phase II	0	400,000	0	0	0	0	0	0	400,000
Land Acquisition	700,000	371,000	350,000	350,000	350,000	350,000	0	0	2,471,000
Leister Park Phase II	0	0	191,000	0	0	0	0	0	191,000
Northwest Trail	0	0	0	0	0	1,100,000	0	0	1,100,000
Old Liberty Road Park Paving	0	0	0	0	114,000	0	0	0	114,000
Park Restoration	171,000	175,000	180,000	185,000	190,000	195,000	0	0	1,096,000
Piney Run Pavilion Road Paving	0	0	213,000	0	0	0	0	0	213,000
Piney Run Pavilion Replacement	0	0	0	0	181,000	0	0	0	181,000
Sports Complex Building Roof	0	0	0	193,000	0	0	0	0	193,000
Sports Complex Lighting	683,000	280,000	500,000	0	0	0	0	0	1,463,000
Tot Lot Replacement	80,000	83,000	86,000	89,000	92,000	97,000	0	0	527,000
Town Fund	17,970	18,560	17,780	17,780	17,780	17,780	0	0	107,650
Union Mills Flume, Shaft, and Waterwheel Replacement	0	0	0	164,000	435,000	0	291,000	0	890,000
RECREATION AND CULTURE TOTAL	\$2,029,970	\$1,876,560	\$2,157,780	\$1,084,780	\$1,664,780	\$2,140,780	\$323,000	\$0	\$11,277,650
SOURCES OF FUNDING:									
Transfer from General Fund	\$312,970	\$323,860	\$413,980	\$316,980	\$354,180	\$351,580	\$0	\$0	\$2,073,550
Reallocated GF Transfer	65,300	0	0	0	0	0	0	0	65,300
Bonds	0	0	0	164,000	435,000	0	195,000	0	794,000
Impact Fee - Parks	0	325,411	170,000	0	0	600,000	0	0	1,095,411
Reallocated Impact Fee - Parks	0	4,589	0	0	0	0	0	0	4,589
Program Open Space	1,651,700	1,222,700	1,573,800	603,800	875,600	1,189,200	32,000	0	7,148,800
State Miscellaneous Grants	0	0	0	0	0	0	96,000	0	96,000
RECREATION AND CULTURE TOTAL	\$2,029,970	\$1,876,560	\$2,157,780	\$1,084,780	\$1,664,780	\$2,140,780	\$323,000	\$0	\$11,277,650

Bear Branch Nature Center Pavilion Replacement

Commissioner District: 1

Judy Flickinger, Senior Management and Budget Analyst (410) 386-2082

Proj #

This project provides planned funding to replace the Bear Branch Nature Center pavilion, installed in 1991. Bear Branch is located at the Hashawha Environmental Center on John Owings Road, north of Westminster.

Project is contingent on State funding.

	FY 20	FY 21	FY 22	FY 23	FY 24	FY 25	Prior Allocation	Balance to Complete	Total Project Cost
Engineering/Design					12,000				12,000
Land Acquisition									0
Site Work									0
Construction									0
Equipment/Furnishings					176,000				176,000
Other					9,000				9,000
EXPENDITURES									
TOTAL	0	0	0	0	197,000	0	0	0	197,000
SOURCES OF FUNDS									
Transfer from General Fund					19,700				19,700
Impact Fee - Parks									0
Program Open Space					177,300				177,300
Reallocated Program Open Space									0
PROJECTED OPERATING IMPACTS	0	0	0	0	0	0			

Bear Branch Nature Center Roof Replacement

Commissioner District: 1

Judy Flickinger, Senior Management and Budget Analyst (410) 386-2082

8815

This project provides funding to replace the Bear Branch Nature Center roof. Bear Branch is located at the Hashawha Environmental Center on John Owings Road, north of Westminster. Project includes replacement of the existing 9,000 square foot shingle roof, installed in 1993, with a standing-seam roof.

Project is contingent on State funding.

	FY 20	FY 21	FY 22	FY 23	FY 24	FY 25	Prior Allocation	Balance to Complete	Total Project Cost
Engineering/Design	15,000								15,000
Land Acquisition									0
Site Work									0
Construction	243,000								243,000
Equipment/Furnishings									0
Other	12,000								12,000
EXPENDITURES									
TOTAL	270,000	0	0	0	0	0	0	0	270,000
SOURCES OF FUNDS									
Transfer from General Fund	27,000								27,000
Impact Fee - Parks									0
Reallocated Impact Fee - Parks									0
Program Open Space	243,000								243,000
PROJECTED OPERATING IMPACTS	0	0	0	0	0	0			0

Community Self-Help Projects

Judy Flickinger, Senior Management and Budget Analyst (410) 386-2082

9735

This project provides ongoing funding for the Self-Help program in an effort to create community interest and involvement in recreational facilities throughout Carroll County. It has enabled communities to identify recreational projects, and requires approval by the Recreation and Parks Advisory Board and Board of County Commissioners. Individual projects may not exceed \$20,000 and can receive up to 75% funding from Community Self-Help, up to 85% if it includes volunteer labor. The remaining cost of the project is provided by the community.

	FY 20	FY 21	FY 22	FY 23	FY 24	FY 25	Prior Allocation	Balance to Complete	Total Project Cost
Engineering/Design									0
Land Acquisition									0
Site Work									0
Construction	80,000	82,000	84,000	86,000	88,000	90,000			510,000
Equipment/Furnishings									0
Other									0
EXPENDITURES									
TOTAL	80,000	82,000	84,000	86,000	88,000	90,000	0	0	510,000
SOURCES OF FUNDS									
Transfer from General Fund	80,000	82,000	84,000	86,000	88,000	90,000			510,000
Reallocated GF Transfer									0
Impact Fee - Parks									0
Program Open Space									0
PROJECTED OPERATING IMPACTS	0	0	0	0	0	0			

Deer Park Lighting Replacement

Commissioner District: 2

Judy Flickinger, Senior Management and Budget Analyst (410) 386-2082

Proj #

This project provides planned funding to upgrade the existing lights on a soccer field at Deer Park, located on Deer Park Road, south of Westminster.

Project is contingent on State funding.

Operating impacts will include reduced electricity consumption outside the plan.

	FY 20	FY 21	FY 22	FY 23	FY 24	FY 25	Prior Allocation	Balance to Complete	Total Project Cost
Engineering/Design						18,000			18,000
Land Acquisition									0
Site Work									0
Construction						258,000			258,000
Equipment/Furnishings									0
Other						15,000			15,000
EXPENDITURES									
TOTAL	0	0	0	0	0	291,000	0	0	291,000
SOURCES OF FUNDS									
Transfer from General Fund						29,100			29,100
Reallocated GF Transfer									0
Impact Fee - Parks									0
Program Open Space						261,900			261,900
PROJECTED OPERATING IMPACTS	0	0	0	0	0	0			0

Double Pipe Creek Boat Ramp

Commissioner District: 1

Judy Flickinger, Senior Management and Budget Analyst (410) 386-2082

8773

This project provides funding to design and construct a small boat launch into the Double Pipe Creek waterway. This project includes design and construction of a sidewalk and small boat launch with staircase. Double Pipe Creek Park is located on Keysville Road between Detour and the Frederick County line, is part of a ten-mile water trail.

Project is contingent on State funding.

	FY 20	FY 21	FY 22	FY 23	FY 24	FY 25	Prior Allocation	Balance to Complete	Total Project Cost
Engineering/Design							10,000		10,000
Land Acquisition									0
Site Work									0
Construction	28,000						22,000		50,000
Equipment/Furnishings									0
Other									0
EXPENDITURES									
TOTAL	28,000	0	0	0	0	0	32,000	0	60,000
SOURCES OF FUNDS									
Transfer from General Fund	6,000								6,000
Impact Fee - Parks									0
Reallocated Impact Fee - Parks									0
Program Open Space	22,000						32,000		54,000
PROJECTED OPERATING IMPACTS	0	0	0	0	0	0			

Gillis Falls Trail

Commissioner District: 4

Judy Flickinger, Senior Management and Budget Analyst (410) 386-2082

Proj #

This project provides planned funding to establish a 5,700 linear foot compacted-stone walking trail connecting Salt Box Park to Flag Marsh Road near the Carroll County Equestrian Center, located northeast of Mt. Airy. This section of trail will require a boardwalk in several areas and the installation of a pre-engineered bridge.

Project is contingent on State funding.

Operating impacts will include maintenance.

	FY 20	FY 21	FY 22	FY 23	FY 24	FY 25	Prior Allocation	Balance to Complete	Total Project Cost
Engineering/Design		30,000							30,000
Land Acquisition									0
Site Work									0
Construction		407,000							407,000
Equipment/Furnishings		30,000							30,000
Other									0
EXPENDITURES									
TOTAL	0	467,000	0	0	0	0	0	0	467,000
SOURCES OF FUNDS									
Transfer from General Fund		20,000							20,000
Impact Fee - Parks		160,000							160,000
Reallocated Impact Fee - Parks									0
Program Open Space		287,000							287,000
PROJECTED OPERATING IMPACTS	0	0	2,700	2,780	2,860	2,950			

Hashawha and Bear Branch Paving

Commissioner District: 1

Judy Flickinger, Senior Management and Budget Analyst (410) 386-2082

Proj #

This project provides planned funding for new paving and an overlay of approximately 150,000 square feet. Overlay will include the entrance and parking lot of the Bear Branch Nature Center, the entrance and parking lot of the Hashawha Environmental Center, and areas around the caretaker house, barn, shop, and lake. New paving will include the road to the raptor cages.

Project is contingent on State funding.

	FY 20	FY 21	FY 22	FY 23	FY 24	FY 25	Prior Allocation	Balance to Complete	Total Project Cost
Engineering/Design			34,000						34,000
Land Acquisition									0
Site Work			476,000						476,000
Construction									0
Equipment/Furnishings									0
Other			26,000						26,000
EXPENDITURES									
TOTAL	0	0	536,000	0	0	0	0	0	536,000
SOURCES OF FUNDS									
Transfer from General Fund			53,600						53,600
Reallocated Impact Fee - Parks									0
Program Open Space			482,400						482,400
Reallocated Program Open Space									0
PROJECTED OPERATING IMPACTS	0	0	0	0	0	0			

Krimgold Park Phase II

Commissioner District: 4

Judy Flickinger, Senior Management and Budget Analyst (410) 386-2082

Proj #

This project provides planned funding for new roadway, parking, and trail paving at Krimgold Park, located on Woodbine Road in Sykesville.

Project is contingent on State funding.

Operating impacts will include maintenance.

	FY 20	FY 21	FY 22	FY 23	FY 24	FY 25	Prior Allocation	Balance to Complete	Total Project Cost
Engineering/Design		21,000							21,000
Land Acquisition									0
Site Work									0
Construction		360,000							360,000
Equipment/Furnishings									0
Other		19,000							19,000
EXPENDITURES									

TOTAL	0	400,000	0	0	0	0	0	0	400,000
--------------	----------	----------------	----------	----------	----------	----------	----------	----------	----------------

SOURCES OF FUNDS									
Transfer from General Fund		10,000							10,000
Impact Fee - Parks		85,411							85,411
Reallocated Impact Fee - Parks		4,589							4,589
Program Open Space		300,000							300,000

PROJECTED OPERATING IMPACTS						
	0	0	2,700	2,781	2,864	2,950

Land Acquisition

Judy Flickinger, Senior Management and Budget Analyst (410) 386-2082

8233

This project provides ongoing funding for the required 25% Program Open Space allocation for land acquisition projects. Projects must be consistent with the goals of the local Land Preservation Parks and Recreation Plan (LPPRP) and Program Open Space Annual Program. Funding is included in this project for future acquisitions and has not been allocated to specific projects.

	FY 20	FY 21	FY 22	FY 23	FY 24	FY 25	Prior Allocation	Balance to Complete	Total Project Cost
Engineering/Design									0
Land Acquisition	700,000	371,000	350,000	350,000	350,000	350,000			2,471,000
Site Work									0
Construction									0
Equipment/Furnishings									0
Other									0
EXPENDITURES									

TOTAL	700,000	371,000	350,000	350,000	350,000	350,000	0	0	2,471,000
--------------	----------------	----------------	----------------	----------------	----------------	----------------	----------	----------	------------------

SOURCES OF FUNDS									
Transfer from General Fund									0
Impact Fee - Parks									0
Program Open Space	700,000	371,000	350,000	350,000	350,000	350,000			2,471,000
Reallocated Program Open Space									0

PROJECTED OPERATING IMPACTS									
	0	0	0	0	0	0			0

Leister Park Phase II

Commissioner District: 2

Judy Flickinger, Senior Management and Budget Analyst (410) 386-2082

Proj #

This project provides planned funding to establish an additional 4,700 linear foot walking trail at Leister Park, located on Black Rock Road in Hampstead.

Project is contingent on State funding.

Operating impacts will include maintenance.

	FY 20	FY 21	FY 22	FY 23	FY 24	FY 25	Prior Allocation	Balance to Complete	Total Project Cost
Engineering/Design			12,000						12,000
Land Acquisition									0
Site Work			171,000						171,000
Construction									0
Equipment/Furnishings									0
Other			8,000						8,000
EXPENDITURES									
TOTAL	0	0	191,000	0	0	0	0	0	191,000
SOURCES OF FUNDS									
Transfer from General Fund			20,000						20,000
Reallocated GF Transfer									0
Impact Fee - Parks			90,000						90,000
Program Open Space			81,000						81,000
PROJECTED OPERATING IMPACTS	0	0	0	2,700	2,781	2,864			

Northwest Trail

Commissioner District: 1

Judy Flickinger, Senior Management and Budget Analyst (410) 386-2082

Proj #

This project provides planned funding for the design and construction of a five-mile rail trail from Taneytown to the Pennsylvania state line.

Project is contingent on receiving State funding.

Operating impacts will include maintenance outside the plan.

	FY 20	FY 21	FY 22	FY 23	FY 24	FY 25	Prior Allocation	Balance to Complete	Total Project Cost
Engineering/Design						70,000			70,000
Land Acquisition									0
Site Work									0
Construction						970,000			970,000
Equipment/Furnishings									0
Other						60,000			60,000
EXPENDITURES									
TOTAL	0	0	0	0	0	1,100,000	0	0	1,100,000
SOURCES OF FUNDS									
Transfer from General Fund						10,000			10,000
Impact Fee - Parks						600,000			600,000
Reallocated Impact Fee - Parks									0
Program Open Space						490,000			490,000
PROJECTED OPERATING IMPACTS	0	0	0	0	0	0			

Old Liberty Road Park Paving

Commissioner District: 5

Judy Flickinger, Senior Management and Budget Analyst (410) 386-2082

Proj #

This project provides planned funding to convert 14,000 square feet of an existing millings parking lot to pavement at Old Liberty Road Park, located in Sykesville.

Project is contingent on State funding.

	FY 20	FY 21	FY 22	FY 23	FY 24	FY 25	Prior Allocation	Balance to Complete	Total Project Cost
Engineering/Design									0
Land Acquisition									0
Site Work									0
Construction					108,000				108,000
Equipment/Furnishings									0
Other					6,000				6,000
EXPENDITURES									
TOTAL	0	0	0	0	114,000	0	0	0	114,000
SOURCES OF FUNDS									
Transfer from General Fund					11,400				11,400
Impact Fee - Parks									0
Program Open Space					102,600				102,600
Reallocated Program Open Space									0
PROJECTED OPERATING IMPACTS	0	0	0	0	0	0			0

Park Restoration

Judy Flickinger, Senior Management and Budget Analyst (410) 386-2082

8232

This project provides ongoing funding for maintenance and renovation projects at County park sites. Listed below are planned projects:

- Bear Branch Nature Center Storage Building Roof Replacement
- Charles Carroll Retaining Wall Replacement
- Deer Park Storage/Concession Building Roof Replacement
- Freedom Park Baseball Fencing Replacement
- Freedom Park Walking Trail Overlay
- Mayeski Park Baseball Fencing Replacement
- Piney Run Park Bench Replacements

	FY 20	FY 21	FY 22	FY 23	FY 24	FY 25	Prior Allocation	Balance to Complete	Total Project Cost
Engineering/Design									0
Land Acquisition									0
Site Work	171,000	175,000	180,000	185,000	190,000	195,000			1,096,000
Construction									0
Equipment/Furnishings									0
Other									0
EXPENDITURES									

TOTAL	171,000	175,000	180,000	185,000	190,000	195,000	0	0	1,096,000
--------------	----------------	----------------	----------------	----------------	----------------	----------------	----------	----------	------------------

SOURCES OF FUNDS									
Transfer from General Fund	171,000	175,000	180,000	185,000	190,000	195,000			1,096,000
Impact Fee - Parks									0
Reallocated Impact Fee - Parks									0
Program Open Space									0

PROJECTED OPERATING IMPACTS									
	0	0	0	0	0	0			0

Piney Run Pavilion Road Paving

Commissioner District: 4

Judy Flickinger, Senior Management and Budget Analyst (410) 386-2082

Proj #

This project provides planned funding for paving an existing stone road and two stone parking lots at Pavilions #4 and #6, located in Piney Run Park on Martz Road in Sykesville.

Project is contingent on State funding.

Operating impacts will include a reduction in the purchase of stone.

	FY 20	FY 21	FY 22	FY 23	FY 24	FY 25	Prior Allocation	Balance to Complete	Total Project Cost
Engineering/Design									0
Land Acquisition									0
Site Work			203,000						203,000
Construction									0
Equipment/Furnishings									0
Other			10,000						10,000
EXPENDITURES									

TOTAL	0	0	213,000	0	0	0	0	0	213,000
--------------	---	---	---------	---	---	---	---	---	---------

SOURCES OF FUNDS									
Transfer from General Fund			25,000						25,000
Reallocated GF Transfer									0
Impact Fee - Parks									0
Program Open Space			188,000						188,000

PROJECTED OPERATING IMPACTS									
	0	0	0	(1,000)	(1,030)	(1,061)			

Piney Run Pavilion Replacement

Commissioner District: 4

Judy Flickinger, Senior Management and Budget Analyst (410) 386-2082

Proj #

This project provides planned funding to replace Piney Run Park Pavilion #3, installed in 1993. Piney Run Park is located on Martz Road in Sykesville.

Project is contingent on State funding.

	FY 20	FY 21	FY 22	FY 23	FY 24	FY 25	Prior Allocation	Balance to Complete	Total Project Cost
Engineering/Design									0
Land Acquisition									0
Site Work									0
Construction					172,000				172,000
Equipment/Furnishings									0
Other					9,000				9,000
EXPENDITURES									
TOTAL	0	0	0	0	181,000	0	0	0	181,000
SOURCES OF FUNDS									
Transfer from General Fund					18,100				18,100
Impact Fee - Parks									0
Program Open Space					162,900				162,900
Reallocated Program Open Space									0
PROJECTED OPERATING IMPACTS	0	0	0	0	0	0			

Sports Complex Building Roof

Commissioner Districts: 1 and 3

Judy Flickinger, Senior Management and Budget Analyst (410) 386-2082

Proj #

This project provides planned funding for replacement of the roof on the building at the Carroll County Sports Complex, located on Route 97, north of Westminster. Project includes replacement of the existing shingle roof, installed in 1990, with a standing-seam roof.

Project is contingent on State funding.

	FY 20	FY 21	FY 22	FY 23	FY 24	FY 25	Prior Allocation	Balance to Complete	Total Project Cost
Engineering/Design									0
Land Acquisition									0
Site Work									0
Construction				184,000					184,000
Equipment/Furnishings				9,000					9,000
Other									0
EXPENDITURES									
TOTAL	0	0	0	193,000	0	0	0	0	193,000
SOURCES OF FUNDS									
Transfer from General Fund				19,300					19,300
Impact Fee - Parks									0
Program Open Space				173,700					173,700
Reallocated Program Open Space									0
PROJECTED OPERATING IMPACTS	0	0	0	0	0	0			0

Sports Complex Lighting

Commissioner Districts: 1 and 3

Judy Flickinger, Senior Management and Budget Analyst (410) 386-2082

8816

This project provides funding to upgrade the existing lights and add lighting fixtures to the fields at the Carroll County Sports Complex, located on Route 97, north of Westminster. Project includes replacement lights on ballfields #1, #2, and #3, new lights on multi-purpose field #1, and new lights on ballfields #4 and #5.

Project is contingent on State funding.

Operating impacts include reduced electricity consumption with lighting fixture replacements, offset by increased electricity usage from the installation of new lighting fixtures.

	FY 20	FY 21	FY 22	FY 23	FY 24	FY 25	Prior Allocation	Balance to Complete	Total Project Cost
Engineering/Design	43,000	27,000	27,000						97,000
Land Acquisition									0
Site Work									0
Construction	608,000	240,000	450,000						1,298,000
Equipment/Furnishings									0
Other	32,000	13,000	23,000						68,000
EXPENDITURES									

TOTAL	683,000	280,000	500,000	0	0	0	0	0	1,463,000
--------------	----------------	----------------	----------------	----------	----------	----------	----------	----------	------------------

SOURCES OF FUNDS									
Transfer from General Fund	3,000	10,000	25,000						38,000
Reallocated GF Transfer	65,300								65,300
Impact Fee - Parks		80,000	80,000						160,000
Program Open Space	614,700	190,000	395,000						1,199,700

PROJECTED OPERATING IMPACTS									
	0	(375)	3,000	3,090	3,190	3,290			

Tot Lot Replacement

Judy Flickinger, Senior Management and Budget Analyst (410) 386-2082

9925

This project provides ongoing funding to replace tot lots. The cost includes installation of the tot lot structure, border, and safety surfacing. Listed below are planned projects:

- Cape Horn Park
- Deer Park
- Hashawha Environmental Center

Project is contingent on State funding.

	FY 20	FY 21	FY 22	FY 23	FY 24	FY 25	Prior Allocation	Balance to Complete	Total Project Cost
Engineering/Design									0
Land Acquisition									0
Site Work									0
Construction	80,000	83,000	86,000	89,000	92,000	97,000			527,000
Equipment/Furnishings									0
Other									0
EXPENDITURES									

TOTAL	80,000	83,000	86,000	89,000	92,000	97,000	0	0	527,000
--------------	---------------	---------------	---------------	---------------	---------------	---------------	----------	----------	----------------

SOURCES OF FUNDS									
Transfer from General Fund	8,000	8,300	8,600	8,900	9,200	9,700			52,700
Reallocated GF Transfer									0
Impact Fee - Parks									0
Program Open Space	72,000	74,700	77,400	80,100	82,800	87,300			474,300

PROJECTED OPERATING IMPACTS									
	0	0	0	0	0	0			0

Town Fund

Judy Flickinger, Senior Management and Budget Analyst (410) 386-2082

9736

This project provides ongoing funding to the eight towns within the County for five percent of their Program Open Space (POS) projects. Every year since the early 1970s, the State has made POS funds available to the towns for development of municipal parks. Up to 90 percent of the cost of the municipal projects may be reimbursed through POS funding. The County contribution shown below is to cover five percent of the approved municipal projects. The remaining five percent, as well as any cost overruns, are the responsibility of the towns.

	FY 20	FY 21	FY 22	FY 23	FY 24	FY 25	Prior Allocation	Balance to Complete	Total Project Cost
Engineering/Design									0
Land Acquisition									0
Site Work									0
Construction	17,970	18,560	17,780	17,780	17,780	17,780			107,650
Equipment/Furnishings									0
Other									0
EXPENDITURES									

TOTAL	17,970	18,560	17,780	17,780	17,780	17,780	0	0	107,650
--------------	---------------	---------------	---------------	---------------	---------------	---------------	----------	----------	----------------

SOURCES OF FUNDS									
Transfer from General Fund	17,970	18,560	17,780	17,780	17,780	17,780			107,650
Reallocated GF Transfer									0
Impact Fee - Parks									0
Program Open Space									0

PROJECTED OPERATING IMPACTS									
	0	0	0	0	0	0			0

Union Mills Flume, Shaft, and Waterwheel Replacement

Commissioner District: 1

Judy Flickinger, Senior Management and Budget Analyst (410) 386-2082

8776

This project provides planned funding to replace the flume, waterwheel, and waterwheel shaft at Union Mills Homestead, located on Route 97, north of Westminster.

	FY 20	FY 21	FY 22	FY 23	FY 24	FY 25	Prior Allocation	Balance to Complete	Total Project Cost
Engineering/Design				25,000	40,000		25,000		90,000
Land Acquisition									0
Site Work									0
Construction							140,000		140,000
Equipment/Furnishings				94,000	325,000		96,000		515,000
Other				45,000	70,000		30,000		145,000
EXPENDITURES									
TOTAL	0	0	0	164,000	435,000	0	291,000	0	890,000
SOURCES OF FUNDS									
Transfer from General Fund									0
Bonds				164,000	435,000		195,000		794,000
State Miscellaneous Grants							96,000		96,000
Other Miscellaneous Revenue									0
PROJECTED OPERATING IMPACTS	0	0	0	0	0	0			

GENERAL GOVERNMENT

Overview of General Government CIP

The General Government portion of the Community Investment Plan (CIP) addresses capital projects that do not specifically fit in one of the other five categories: Recreation and Culture, Public Works, Board of Education, Conservation and Open Space, and Enterprise Funds. General Government projects are typically related to Public Safety 911, Carroll Community College, Carroll County Public Library, Sheriff's Office, State's Attorney's Office, Technology Services, Senior Centers, Board of Elections, and other County agencies and facilities.

Included in FY 20 – 25 is ongoing funding for technology improvements for County Government and Carroll County Public Library. Technology funding is included in FY 20 – 22 for Carroll Community College.

Systemic replacements and renovations for County facilities, including generators, roofs, HVAC systems, and parking lots, are included in FY 20 – 25. In FY 20, funding is included for systemic renovations at Carroll Community College, including fire alarm upgrades, boiler and chiller replacements, building envelope restoration, and a replacement roof.

Additional phases to the Public Safety Training Center in FY 20 – 22 include parking lots, a multi-story burn building, an outdoor classroom, and training props. Ongoing funding is provided for Public Safety emergency communication radios, as well as for regional water supply infrastructure to support firefighting operations.

Funding is included in FY 20 for replacement equipment for the Board of Elections.

Hotel Rental Tax funding is included in FY 20 for a tot lot at the Farm Museum.

Additional funding for the Charles Carroll Gymnasium and Community Center is added in FY 21 to increase the size of the planned building to accommodate bleachers.

Construction of an Eldersburg precinct for the Sheriff's Office is included in FY 23 – 24.

For additional information on General Government projects, please refer to the individual project pages.

COMMUNITY INVESTMENT PLAN FOR FISCAL YEARS 2020 TO 2025

	2020	2021	2022	2023	2024	2025	Prior Allocation	Balance To Complete	Total Project Cost
GENERAL GOVERNMENT									
Carroll Community College Systemic Renovations	\$435,000	\$0	\$0	\$0	\$0	\$0	\$5,434,000	\$0	\$5,869,000
Carroll Community College Technology	350,000	350,000	350,000	0	0	0	700,000	0	1,750,000
Charles Carroll Gymnasium and Community Center	0	420,000	0	0	0	0	3,510,000	0	3,930,000
County Building Access System Replacements/Additions	280,000	0	0	0	0	0	556,000	0	836,000
County Building Systemic Renovations	712,500	748,600	788,500	826,500	864,500	912,000	0	0	4,852,600
County Technology	1,230,250	1,265,400	1,307,580	1,368,000	1,368,000	1,558,000	0	0	8,097,230
Courthouse Annex Renovation	0	116,600	0	0	0	0	152,400	0	269,000
Elections Pollbooks and Printers	452,000	0	0	0	0	0	0	0	452,000
Facilities Asset Management and Work Order System	157,000	0	0	0	0	0	0	0	157,000
Farm Museum Tot Lot	160,000	0	0	0	0	0	0	0	160,000
Fleet Lift Replacements	0	0	212,000	0	212,000	0	0	0	424,000
Generator Replacement	185,000	132,000	139,000	146,000	153,000	161,000	0	0	916,000
Library Technology	100,000	100,000	100,000	100,000	100,000	100,000	0	0	600,000
Parking Lot Overlays	243,088	279,000	322,000	367,000	436,000	222,000	0	0	1,869,088
Public Safety Emergency Communication Radios	800,000	824,000	849,000	874,000	900,000	927,000	0	0	5,174,000
Public Safety Regional Water Supply	126,000	132,300	139,000	146,000	153,000	160,000	0	0	856,300
Public Safety Training Center	1,000,000	1,000,000	1,000,000	0	0	0	4,300,000	0	7,300,000
Sheriff's Office - Eldersburg Precinct	0	0	0	468,000	4,497,000	0	0	0	4,965,000
Westminster Library - Exploration Commons	1,296,000	0	0	0	0	0	2,750,650	0	4,046,650
GENERAL GOVERNMENT TOTAL	\$7,526,838	\$5,367,900	\$5,207,080	\$4,295,500	\$8,683,500	\$4,040,000	\$17,403,050	\$0	\$52,523,868
SOURCES OF FUNDING:									
Transfer from General Fund	\$3,471,371	\$2,818,400	\$2,928,580	\$2,709,000	\$2,804,000	\$2,807,000	\$1,122,001	\$0	\$18,660,352
Reallocated GF Transfer	140,967	0	0	0	0	0	133,999	0	274,966
Bonds	1,803,574	1,547,326	1,278,500	1,586,500	5,879,500	1,233,000	7,193,400	0	20,521,800
Reallocated Bonds	427,926	2,174	0	0	0	0	2,400,000	0	2,830,100
Hotel Tax	160,000	0	0	0	0	0	0	0	160,000
MD Higher Education Commission	227,000	0	0	0	0	0	2,753,000	0	2,980,000
MD Library Development	800,000	0	0	0	0	0	1,187,125	0	1,987,125
State Miscellaneous Grants	0	1,000,000	1,000,000	0	0	0	1,650,000	0	3,650,000
Private	496,000	0	0	0	0	0	963,525	0	1,459,525
GENERAL GOVERNMENT TOTAL	\$7,526,838	\$5,367,900	\$5,207,080	\$4,295,500	\$8,683,500	\$4,040,000	\$17,403,050	\$0	\$52,523,868

Carroll Community College Systemic Renovations

Commissioner District: 3

Chizuko M. Godwin, Management and Budget Analyst (410) 386-2082

8517

This project provides funding for systemic improvements and renovations to Carroll Community College facilities. It is anticipated the State will provide approximately half of the total funding for this project. Listed below are projects in priority order:

- Fire Alarm Upgrades
- Main Building Boiler Replacements
- Chiller Replacements
- Main Building Roof Replacement
- Exterior Building Renovations

Project is contingent on State funding.

	FY 20	FY 21	FY 22	FY 23	FY 24	FY 25	Prior Allocation	Balance to Complete	Total Project Cost
Engineering/Design							567,000		567,000
Land Acquisition									0
Site Work									0
Construction	435,000						4,867,000		5,302,000
Equipment/Furnishings									0
Other									0
EXPENDITURES									

TOTAL	435,000	0	0	0	0	0	5,434,000	0	5,869,000
--------------	----------------	----------	----------	----------	----------	----------	------------------	----------	------------------

SOURCES OF FUNDS									
Transfer from General Fund									0
Bonds	208,000						2,681,000		2,889,000
Reallocated Bonds									0
MD Higher Education Commission	227,000						2,753,000		2,980,000

PROJECTED OPERATING IMPACTS									
	0	0	0	0	0	0			0

Carroll Community College Technology

Commissioner District: 3

Chizuko M. Godwin, Management and Budget Analyst (410) 386-2082

9782

This project provides funding for the systematic replacement of laboratory computers and classroom technology used at Carroll Community College. The Prior Allocation and funding in FY 20 – 22 is intended to match private funds raised by The Carroll Community College Foundation.

	FY 20	FY 21	FY 22	FY 23	FY 24	FY 25	Prior Allocation	Balance to Complete	Total Project Cost
Engineering/Design									0
Land Acquisition									0
Site Work									0
Construction									0
Equipment/Furnishings									0
Other	350,000	350,000	350,000				700,000		1,750,000
EXPENDITURES									
TOTAL	350,000	350,000	350,000	0	0	0	700,000	0	1,750,000
SOURCES OF FUNDS									
Transfer from General Fund	350,000	350,000	350,000				700,000		1,750,000
Reallocated GF Transfer									0
Bonds									0
Reallocated Bonds									0
PROJECTED OPERATING IMPACTS	0	0	0	0	0	0			0

Charles Carroll Gymnasium and Community Center

Commissioner District: 1

Taylor Hockensmith, Management and Budget Analyst (410) 386-2082

8727

This project provides planned funding for construction of a 13,680 square foot building to include a gymnasium and community center on the site formerly known as Charles Carroll Elementary, located on Littlestown Pike. The prior allocation provided for demolition of the original building and construction of a 12,000 square foot community center. Funding in FY 21 increases the building by 1,680 square feet to include bleachers in the gymnasium.

Operating impacts will be determined as the project develops.

	FY 20	FY 21	FY 22	FY 23	FY 24	FY 25	Prior Allocation	Balance to Complete	Total Project Cost
Engineering/Design									0
Land Acquisition									0
Site Work							925,000		925,000
Construction		420,000					2,400,000		2,820,000
Equipment/Furnishings									0
Other							185,000		185,000
EXPENDITURES									

TOTAL	0	420,000	0	0	0	0	3,510,000	0	3,930,000
--------------	----------	----------------	----------	----------	----------	----------	------------------	----------	------------------

SOURCES OF FUNDS									
Transfer from General Fund									0
Property Tax									0
Bonds		420,000					1,110,000		1,530,000
Reallocated Bonds							2,400,000		2,400,000

PROJECTED OPERATING IMPACTS									
	0	0	0	0	0	0			0

County Building Access System Replacements/Additions

Chizuko M. Godwin, Management and Budget Analyst (410) 386-2082

8728

This project provides funding to replace and/or install building access systems at multiple County facilities. Funding is included for licenses, cabling, and various IT components. Listed below are planned projects:

Replacements:

- Library Headquarters
- Westminster Library
- Courthouse Annex
- Historic Courthouse
- County Office Building

Additions:

- County Maintenance Facility

Operating impacts include software maintenance agreements.

	FY 20	FY 21	FY 22	FY 23	FY 24	FY 25	Prior Allocation	Balance to Complete	Total Project Cost
Engineering/Design									0
Land Acquisition									0
Site Work									0
Construction									0
Equipment/Furnishings	280,000						556,000		836,000
Other									0
EXPENDITURES									

TOTAL	280,000	0	0	0	0	0	556,000	0	836,000
--------------	----------------	----------	----------	----------	----------	----------	----------------	----------	----------------

SOURCES OF FUNDS									
Transfer from General Fund	280,000						422,001		702,001
Reallocated GF Transfer							133,999		133,999
Bonds									0
Reallocated Bonds									0

PROJECTED OPERATING IMPACTS							
	2,210	3,000	5,000	6,000	6,180	6,340	

County Technology

Chizuko M. Godwin, Management and Budget Analyst (410) 386-2082

9648

This project provides ongoing funding for systematic replacement of County information and communication systems including computers, servers, printers, network infrastructure, and security cameras. The County replaces user equipment, peripherals, and core IT infrastructure on a cyclical basis. Listed below are planned projects:

- Virtual Server and Back-Up System Upgrade/Replacement
- Storage Area Network (SAN) Expansion
- Switch Replacements
- Audio Video Suite and Court Smart Replacements for Circuit Court

Operating impacts include maintenance costs and software support. The reduction in operating impacts in FY 21 and FY 22 is due to the purchase of a multi-year software and hardware maintenance contract associated with the Virtual Server upgrade/replacement.

	FY 20	FY 21	FY 22	FY 23	FY 24	FY 25	Prior Allocation	Balance to Complete	Total Project Cost
Engineering/Design									0
Land Acquisition									0
Site Work									0
Construction									0
Equipment/Furnishings	1,230,250	1,265,400	1,307,580	1,368,000	1,368,000	1,558,000			8,097,230
Other									0
EXPENDITURES									

TOTAL	1,230,250	1,265,400	1,307,580	1,368,000	1,368,000	1,558,000	0	0	8,097,230
--------------	------------------	------------------	------------------	------------------	------------------	------------------	----------	----------	------------------

SOURCES OF FUNDS									
Transfer from General Fund	1,230,250	1,265,400	1,307,580	1,368,000	1,368,000	1,558,000			8,097,230
Reallocated GF Transfer									0
Bonds									0
Reallocated Bonds									0

PROJECTED OPERATING IMPACTS									
	0	(35,300)	(36,400)	36,510	37,605	38,733			

Courthouse Annex Renovation

Commissioner District: 3

Chizuko M. Godwin, Management and Budget Analyst (410) 386-2082

8589

This project provides funding to renovate 1,200 square feet of the Courthouse Annex currently occupied by the State's Attorney's Office. The State's Attorney's Office will be moving from the Courthouse Annex, and their vacated space will be renovated for use by Circuit Court staff.

	FY 20	FY 21	FY 22	FY 23	FY 24	FY 25	Prior Allocation	Balance to Complete	Total Project Cost
Engineering/Design		26,000							26,000
Land Acquisition									0
Site Work		13,000							13,000
Construction		12,600					137,376		149,976
Equipment/Furnishings		59,000							59,000
Other		6,000					15,024		21,024
EXPENDITURES									
TOTAL	0	116,600	0	0	0	0	152,400	0	269,000
SOURCES OF FUNDS									
Transfer from General Fund									0
Reallocated GF Transfer									0
Bonds		114,426					152,400		266,826
Reallocated Bonds		2,174							2,174
PROJECTED OPERATING IMPACTS	0	0	0	0	0	0			0

Elections Pollbooks and Printers

Heidi K. Pepin, Management and Budget Project Coordinator (410) 386-2082

8817

This project provides funding for replacement pollbooks and printers for the Board of Elections.

	FY 20	FY 21	FY 22	FY 23	FY 24	FY 25	Prior Allocation	Balance to Complete	Total Project Cost
Engineering/Design									0
Land Acquisition									0
Site Work									0
Construction									0
Equipment/Furnishings	452,000								452,000
Other									0
EXPENDITURES									
TOTAL	452,000	0	0	0	0	0	0	0	452,000
SOURCES OF FUNDS									
Transfer from General Fund	452,000								452,000
Reallocated GF Transfer									0
Local Income Tax									0
Reallocated Local Income Tax									0
PROJECTED OPERATING IMPACTS	0	0	0	0	0	0			0

Facilities Asset Management and Work Order System

Taylor Hockensmith, Management and Budget Analyst (410) 386-2082

8818

This project provides funding for an asset management system to track work orders, input systemics condition information, and generate reports to determine needed repairs or replacement of assets.

Operating impacts include tablet purchases and annual licensing.

	FY 20	FY 21	FY 22	FY 23	FY 24	FY 25	Prior Allocation	Balance to Complete	Total Project Cost
Engineering/Design									0
Land Acquisition									0
Site Work									0
Construction									0
Equipment/Furnishings	157,000								157,000
Other									0
EXPENDITURES									

TOTAL	157,000	0	0	0	0	0	0	0	157,000
--------------	----------------	----------	----------	----------	----------	----------	----------	----------	----------------

SOURCES OF FUNDS									
Transfer from General Fund	157,000								157,000
Reallocated GF Transfer									0
Bonds									0
Reallocated Bonds									0

PROJECTED OPERATING IMPACTS	FY 20	FY 21	FY 22	FY 23	FY 24	FY 25
	28,000	25,820	27,110	28,470	29,900	31,400

Farm Museum Tot Lot

Commissioner District: 3

Judy Flickinger, Senior Management and Budget Analyst (410) 386-2082

8821

This project provides funding for a farm-themed playground at the Farm Museum located on 500 South Center Street in Westminster.

	FY 20	FY 21	FY 22	FY 23	FY 24	FY 25	Prior Allocation	Balance to Complete	Total Project Cost
Engineering/Design									0
Land Acquisition									0
Site Work									0
Construction									0
Equipment/Furnishings	160,000								160,000
Other									0
EXPENDITURES									
TOTAL	160,000	0	0	0	0	0	0	0	160,000
SOURCES OF FUNDS									
Transfer from General Fund									0
Impact Fee - Parks									0
Hotel Tax	160,000								160,000
Program Open Space									0
PROJECTED OPERATING IMPACTS	0	0	0	0	0	0			0

Fleet Lift Replacements

Commissioner District: 3

Stephanie R. Krome, Senior Management and Budget Analyst (410) 386-2082

9956

This project provides ongoing funding to continue replacement of aging vehicle lifts at the Maintenance Center. There are nine lifts in total, five above ground and four below ground. Planned for replacement are below-ground lifts originally installed over ten years ago. Additional lifts are scheduled for replacement outside of the six-year plan.

	FY 20	FY 21	FY 22	FY 23	FY 24	FY 25	Prior Allocation	Balance to Complete	Total Project Cost
Engineering/Design									0
Land Acquisition									0
Site Work									0
Construction									0
Equipment/Furnishings			212,000		212,000				424,000
Other									0
EXPENDITURES									
TOTAL	0	0	212,000	0	212,000	0	0	0	424,000
SOURCES OF FUNDS									
Transfer from General Fund									0
Reallocated GF Transfer									0
Bonds			212,000		212,000				424,000
Reallocated Bonds									0
PROJECTED OPERATING IMPACTS	0	0	0	0	0	0			0

Generator Replacement

Taylor Hockensmith, Management and Budget Analyst (410) 386-2082

8778

This project provides ongoing funding to replace aging generators at County facilities. Listed below are planned projects:

- Detention Center
- Gorsuch Road Tower Site (2)
- Courthouse Annex
- Harvey Gummel Road Tower Site
- Louisville Road Tower Site
- County Office Building

	FY 20	FY 21	FY 22	FY 23	FY 24	FY 25	Prior Allocation	Balance to Complete	Total Project Cost
Engineering/Design									0
Land Acquisition									0
Site Work									0
Construction									0
Equipment/Furnishings	185,000	132,000	139,000	146,000	153,000	161,000			916,000
Other									0
EXPENDITURES									

TOTAL	185,000	132,000	139,000	146,000	153,000	161,000	0	0	916,000
--------------	----------------	----------------	----------------	----------------	----------------	----------------	----------	----------	----------------

SOURCES OF FUNDS									
Transfer from General Fund									0
Reallocated GF Transfer									0
Bonds	185,000	132,000	139,000	146,000	153,000	161,000			916,000
Reallocated Bonds									0

PROJECTED OPERATING IMPACTS									
	0	0	0	0	0	0			0

Library Technology

Chizuko M. Godwin, Management and Budget Analyst (410) 386-2082

9822

This project provides ongoing funding for the systematic replacement of computer equipment, network devices, and printers at Carroll County Public Libraries.

	FY 20	FY 21	FY 22	FY 23	FY 24	FY 25	Prior Allocation	Balance to Complete	Total Project Cost
Engineering/Design									0
Land Acquisition									0
Site Work									0
Construction									0
Equipment/Furnishings	100,000	100,000	100,000	100,000	100,000	100,000			600,000
Other									0
EXPENDITURES									
TOTAL	100,000	100,000	100,000	100,000	100,000	100,000	0	0	600,000
SOURCES OF FUNDS									
Transfer from General Fund	100,000	100,000	100,000	100,000	100,000	100,000			600,000
Reallocated GF Transfer									0
Bonds									0
Reallocated Bonds									0
PROJECTED OPERATING IMPACTS	0	0	0	0	0	0			0

Parking Lot Overlays

Taylor Hockensmith, Management and Budget Analyst (410) 386-2082

9921

This project provides ongoing funding to overlay parking lots at County facilities. Listed below are planned projects:

- Ascension Church
- Deer Park
- Robert Moton Center/Health Department
- Sandymount Park
- County Office Building Upper Lot
- Farm Museum Lot and Entrance Road
- Kessler Building
- Union Mills
- Courthouse Annex
- Maintenance Center Back Lot

Funding increases in FY 20 - 24 due to projected additional Highway User Revenue applied to the Pavement Management capital project, making General Fund dollars available for use on this project.

	FY 20	FY 21	FY 22	FY 23	FY 24	FY 25	Prior Allocation	Balance to Complete	Total Project Cost
Engineering/Design									0
Land Acquisition									0
Site Work									0
Construction	243,088	279,000	322,000	367,000	436,000	222,000			1,869,088
Equipment/Furnishings									0
Other									0
EXPENDITURES									

TOTAL	243,088	279,000	322,000	367,000	436,000	222,000	0	0	1,869,088
--------------	----------------	----------------	----------------	----------------	----------------	----------------	----------	----------	------------------

SOURCES OF FUNDS									
Transfer from General Fund	237,000	279,000	322,000	367,000	436,000	222,000			1,863,000
Reallocated GF Transfer	6,088								6,088
Bonds									0
Reallocated Bonds									0

PROJECTED OPERATING IMPACTS									
	0	0	0	0	0	0			0

Public Safety Emergency Communication Radios

Lynn Karr, Senior Management and Budget Analyst (410) 386-2082

8819

This project provides ongoing funding for the systematic replacement of mobile and portable radios used by police, fire, ambulance, and other government agencies.

	FY 20	FY 21	FY 22	FY 23	FY 24	FY 25	Prior Allocation	Balance to Complete	Total Project Cost
Engineering/Design									0
Land Acquisition									0
Site Work									0
Construction	800,000	824,000	849,000	874,000	900,000	927,000			5,174,000
Equipment/Furnishings									0
Other									0
EXPENDITURES									
TOTAL	800,000	824,000	849,000	874,000	900,000	927,000	0	0	5,174,000
SOURCES OF FUNDS									
Transfer from General Fund	665,121	824,000	849,000	874,000	900,000	927,000			5,039,121
Reallocated GF Transfer	134,879								134,879
Bonds									0
Reallocated Bonds									0
PROJECTED OPERATING IMPACTS	0	0	0	0	0	0			0

Public Safety Regional Water Supply

Lynn Karr, Senior Management and Budget Analyst (410) 386-2082

9022

This project provides ongoing funding for the installation of water tanks and dry hydrants throughout the County. Water tanks provide a 30,000 gallon source of water to support firefighting operations.

Dry hydrants use sources, such as streams and ponds, to access water for use in firefighting activities in areas that are otherwise without a readily accessible supply of water. Dry hydrant projects generally include the installation of PVC pipe on a bridge structure and are used to draft water from the stream.

	FY 20	FY 21	FY 22	FY 23	FY 24	FY 25	Prior Allocation	Balance to Complete	Total Project Cost
Engineering/Design									0
Land Acquisition									0
Site Work									0
Construction	126,000	132,300	139,000	146,000	153,000	160,000			856,300
Equipment/Furnishings									0
Other									0
EXPENDITURES									

TOTAL	126,000	132,300	139,000	146,000	153,000	160,000	0	0	856,300
--------------	----------------	----------------	----------------	----------------	----------------	----------------	----------	----------	----------------

SOURCES OF FUNDS									
Transfer from General Fund									0
Reallocated GF Transfer									0
Bonds	126,000	132,300	139,000	146,000	153,000	160,000			856,300
Reallocated Bonds									0

PROJECTED OPERATING IMPACTS									
	0	0	0	0	0	0			0

Public Safety Training Center

Commissioner District: 3

Lynn Karr, Senior Management and Budget Analyst (410) 386-2082

8166

This project provides funding for additional phases to the Public Safety Training Center, located on Kate Wagner Road in Westminster. The Training Center is used by emergency services and law enforcement personnel. It is anticipated the State will provide approximately half of the total funding for this project. Listed below are planned projects:

- Lower Level Parking Lot
- Upper Level Parking Lot
- Class A Burn Building
- Utility Distribution Lines for props and planned burn building
- Training Props for realistic drills with hazardous materials and vehicle extrication
- Outdoor Classroom

Operating impacts include gas for props and electricity to light parking lots.

	FY 20	FY 21	FY 22	FY 23	FY 24	FY 25	Prior Allocation	Balance to Complete	Total Project Cost
Engineering/Design							867,000		867,000
Land Acquisition									0
Site Work									0
Construction	1,000,000	1,000,000	1,000,000				3,433,000		6,433,000
Equipment/Furnishings									0
Other									0
EXPENDITURES									

TOTAL	1,000,000	1,000,000	1,000,000	0	0	0	4,300,000	0	7,300,000
--------------	------------------	------------------	------------------	----------	----------	----------	------------------	----------	------------------

SOURCES OF FUNDS									
Transfer from General Fund									0
Reallocated GF Transfer									0
Bonds	1,000,000						2,650,000		3,650,000
State Miscellaneous Grants		1,000,000	1,000,000				1,650,000		3,650,000

PROJECTED OPERATING IMPACTS									
	0	10,000	10,300	10,610	10,930	11,260			

Sheriff's Office - Eldersburg Precinct

Commissioner District: 5

Heidi K. Pepin, Management and Budget Project Coordinator (410) 386-2082

Proj #

This project provides planned funding for construction of an 11,000 square foot Sheriff's Office precinct, located on West Hemlock Drive in Eldersburg.

Operating impacts, beginning in FY 25, may include an administrative position, utilities, insurance, trash removal, janitorial services, etc.

	FY 20	FY 21	FY 22	FY 23	FY 24	FY 25	Prior Allocation	Balance to Complete	Total Project Cost
Engineering/Design				468,000	214,000				682,000
Land Acquisition									0
Site Work					521,000				521,000
Construction					3,137,000				3,137,000
Equipment/Furnishings					411,000				411,000
Other					214,000				214,000
EXPENDITURES									
TOTAL	0	0	0	468,000	4,497,000	0	0	0	4,965,000
SOURCES OF FUNDS									
Transfer from General Fund									0
Reallocated GF Transfer									0
Bonds				468,000	4,497,000				4,965,000
Reallocated Bonds									0
PROJECTED OPERATING IMPACTS	0	0	0	0	0	175,210			

Westminster Library - Exploration Commons

Commissioner District: 3

Chizuko M. Godwin, Management and Budget Analyst (410) 386-2082

8734

This project provides funding to convert the Westminster Library basement into a makerspace. Renovated space will provide a large room for meetings, demonstrations, and events; several small group study spaces; and an area to offer cutting-edge technologies.

Project is partially funded with community support and contingent on State funding.

Operating impacts include utilities and maintenance.

	FY 20	FY 21	FY 22	FY 23	FY 24	FY 25	Prior Allocation	Balance to Complete	Total Project Cost
Engineering/Design							374,000		374,000
Land Acquisition									0
Site Work									0
Construction	1,014,000						2,376,650		3,390,650
Equipment/Furnishings	282,000								282,000
Other									0
EXPENDITURES									

TOTAL	1,296,000	0	0	0	0	0	2,750,650	0	4,046,650
--------------	------------------	----------	----------	----------	----------	----------	------------------	----------	------------------

SOURCES OF FUNDS									
Transfer from General Fund									0
Bonds							600,000		600,000
MD Library Development	800,000						1,187,125		1,987,125
Private	496,000						963,525		1,459,525

PROJECTED OPERATING IMPACTS	FY 20	FY 21	FY 22	FY 23	FY 24	FY 25
	0	44,810	46,150	47,530	48,960	50,430

ENTERPRISE FUNDS

Overview of Enterprise Funds CIP

Enterprise Funds are used to account for operations that are funded and operated in a manner similar to private businesses. Carroll County has six enterprise funds: Carroll County Regional Airport, Fiber Network, Hap Baker Firearms Facility, Septage, Solid Waste, and Utilities (Water and Sewer). There are no projects in FY 20 – 25 for the Firearms Facility, Septage, or Solid Waste Enterprise Funds.

Fiber Network

The Fiber Network Enterprise Fund includes planned funding of \$1.0M in FY 23 for Carroll County Public Network (CCPN) equipment replacement.

Utilities

The Bureau of Utilities operates Freedom Sewer, Freedom Water, Hampstead Sewer, and several other small water and sewer systems. Projects can generally be divided into those intended to improve the existing system, such as rehabilitation projects to reduce inflow and infiltration, and those intended to provide for increased demand. Included in the FY 20 – 25 CIP is \$4.7M for upgrades to water and sewer lines in the Town of Sykesville, \$3.5M for repairs to sewer lines, and \$4.9M for repairs to water lines.

For additional information on these or other Enterprise Fund projects, please refer to the individual project pages.

COMMUNITY INVESTMENT PLAN FOR FISCAL YEARS 2020 TO 2025

	2020	2021	2022	2023	2024	2025	Prior Allocation	Balance To Complete	Total Project Cost
AIRPORT ENTERPRISE FUND:									
Grounds and Maintenance Equipment	\$17,500	\$17,500	\$17,500	\$17,500	\$17,500	\$17,500	\$0	\$0	\$105,000
AIRPORT ENTERPRISE FUND TOTAL	\$17,500	\$17,500	\$17,500	\$17,500	\$17,500	\$17,500	\$0	\$0	\$105,000
SOURCES OF FUNDING:									
Federal Aviation Administration	\$17,500	\$17,500	\$17,500	\$17,500	\$17,500	\$17,500	\$0	\$0	\$105,000
AIRPORT ENTERPRISE FUND TOTAL	\$17,500	\$17,500	\$17,500	\$17,500	\$17,500	\$17,500	\$0	\$0	\$105,000

COMMUNITY INVESTMENT PLAN FOR FISCAL YEARS 2020 TO 2025

	2020	2021	2022	2023	2024	2025	Prior Allocation	Balance To Complete	Total Project Cost
FIBER NETWORK ENTERPRISE FUND:									
CCPN Equipment Replacement	\$0	\$0	\$0	\$1,015,000	\$0	\$0	\$0	\$0	\$1,015,000
FIBER NETWORK ENTERPRISE FUND TOTAL	\$0	\$0	\$0	\$1,015,000	\$0	\$0	\$0	\$0	\$1,015,000
SOURCES OF FUNDING:									
Enterprise Fund - Fiber	\$0	\$0	\$0	\$1,015,000	\$0	\$0	\$0	\$0	\$1,015,000
FIBER NETWORK ENTERPRISE FUND TOTAL	\$0	\$0	\$0	\$1,015,000	\$0	\$0	\$0	\$0	\$1,015,000

COMMUNITY INVESTMENT PLAN FOR FISCAL YEARS 2020 TO 2025

	2020	2021	2022	2023	2024	2025	Prior Allocation	Balance To Complete	Total Project Cost
UTILITIES ENTERPRISE FUND									
Billing Software	\$0	\$0	\$0	\$28,000	\$0	\$0	\$0	\$0	\$28,000
County Water Line Rehabilitation/Replacement	726,000	759,000	798,000	837,000	879,000	923,000	0	0	4,922,000
Fairhaven Well House Rehabilitation	0	125,000	0	0	0	0	0	0	125,000
Freedom Sewer Rehabilitation	175,000	181,000	190,000	204,000	210,000	215,000	0	0	1,175,000
Freedom Wells and Connections	97,000	367,000	250,000	836,000	0	0	982,000	0	2,532,000
Freedom WTP Membrane Replacement	174,000	174,000	174,000	174,000	174,000	174,000	0	0	1,044,000
Hampstead Sewer Rehabilitation	55,000	264,000	280,000	290,000	310,000	330,000	0	0	1,529,000
Hydrant Replacements	99,000	0	0	0	0	0	284,000	0	383,000
North Pump Station Upgrade	180,000	0	0	0	0	0	2,260,000	0	2,440,000
Patapsco Valley Pump Station Upgrade	0	0	0	0	305,000	2,210,000	0	0	2,515,000
Pleasant Valley WWTP Rehabilitation	0	0	0	0	387,000	0	0	0	387,000
Runnymede Wastewater Treatment Facility Rehabilitation	28,000	0	44,000	297,000	0	0	0	0	369,000
Sewer Grinder Installation/Rehabilitation	60,500	60,500	0	0	0	0	60,500	0	181,500
Sewer Line Repair, Replacement, and New Installations	110,000	116,000	121,000	128,000	134,000	141,000	0	0	750,000
Sewer Manhole Rehabilitation	80,000	83,000	87,000	91,000	96,000	99,000	0	0	536,000
Shiloh Pump Station Expansion	0	0	0	220,000	1,455,000	0	0	0	1,675,000
South Carroll Wastewater Treatment Facility Rehabilitation	163,000	385,000	0	0	0	0	0	0	548,000
Standby Generator Replacement	147,000	144,000	37,000	66,000	66,000	66,000	0	0	526,000
Sykesville Pump Station Expansion	0	0	0	290,000	2,106,000	0	0	0	2,396,000
Tank Rehabilitations and Replacements	640,000	640,000	640,000	640,000	640,000	0	0	0	3,200,000
Town of Sykesville Streetscape Water and Sewer Upgrades	715,000	737,000	0	0	0	0	1,250,000	0	2,702,000
Town of Sykesville Water and Sewer Upgrades	0	1,065,000	1,090,000	1,122,000	0	0	0	0	3,277,000
Water Main Loops	440,000	440,000	440,000	440,000	440,000	0	352,000	0	2,552,000
Water Main Valve Replacements	357,000	357,000	357,000	357,000	357,000	357,000	0	0	2,142,000
Water Meters	632,500	649,000	671,000	687,500	709,500	731,000	0	0	4,080,500
Water Service Line Replacement	281,800	295,900	310,800	326,700	342,600	352,000	0	0	1,909,800
Water/Sewer Studies	280,500	0	0	0	0	0	1,292,500	0	1,573,000
Winfield Pump Station Rehabilitation	0	0	181,500	0	0	0	0	0	181,500
UTILITIES ENTERPRISE FUND TOTAL	\$5,441,300	\$6,842,400	\$5,671,300	\$7,034,200	\$8,611,100	\$5,598,000	\$6,481,000	\$0	\$45,679,300
SOURCES OF FUNDING:									
Transfer from General Fund	\$191,000	\$385,000	\$225,500	\$297,000	\$0	\$0	\$550,000	\$0	\$1,648,500
Utilities Maintenance Fee	1,987,500	3,091,000	2,401,000	2,449,500	1,349,500	731,000	352,000	0	12,361,500
Utilities Sewer User Fees	840,493	848,500	715,000	1,270,000	4,850,500	1,890,000	1,645,229	0	12,059,722
Reallocated Utilities Sewer User Fees	17,257	0	0	0	0	0	95,271	0	112,528
Utilities Water User Fees	2,315,050	2,517,900	2,329,800	3,017,700	2,258,600	1,872,000	2,708,500	0	17,019,550
Area Connection Charges	90,000	0	0	0	152,500	1,105,000	1,130,000	0	2,477,500
UTILITIES ENTERPRISE FUND TOTAL	\$5,441,300	\$6,842,400	\$5,671,300	\$7,034,200	\$8,611,100	\$5,598,000	\$6,481,000	\$0	\$45,679,300

Community Investment Plan - Schedule of Reappropriations
Fiscal Year 2020

Reappropriations are a transfer of funds. They may occur when there are unspent budgeted funds from a completed or cancelled project, or when there is an unallocated project that holds funds for future use.

Enterprise Funds

	Project		Source/Amount		
	From	To	Current	Bonds	Other
6423 North Carroll Farms Pump Station Rehabilitation		6453 Sewer Grinder Installation/Rehabilitation	\$17,257.01		
		Total	\$17,257.01	\$0.00	\$0.00

AIRPORT
ENTERPRISE FUND

COMMUNITY INVESTMENT PLAN FOR FISCAL YEARS 2020 TO 2025

	2020	2021	2022	2023	2024	2025	Prior Allocation	Balance To Complete	Total Project Cost
AIRPORT ENTERPRISE FUND:									
Grounds and Maintenance Equipment	\$17,500	\$17,500	\$17,500	\$17,500	\$17,500	\$17,500	\$0	\$0	\$105,000
AIRPORT ENTERPRISE FUND TOTAL	\$17,500	\$17,500	\$17,500	\$17,500	\$17,500	\$17,500	\$0	\$0	\$105,000
SOURCES OF FUNDING:									
Federal Aviation Administration	\$17,500	\$17,500	\$17,500	\$17,500	\$17,500	\$17,500	\$0	\$0	\$105,000
AIRPORT ENTERPRISE FUND TOTAL	\$17,500	\$17,500	\$17,500	\$17,500	\$17,500	\$17,500	\$0	\$0	\$105,000

Grounds and Maintenance Equipment

Commissioner District: 3

Stephanie R. Krome, Senior Management and Budget Analyst (410) 386-2082

6818

This project provides ongoing funding for grounds and maintenance equipment at the Carroll County Regional Airport, located off Route 97 in Westminster. The Federal Aviation Administration (FAA) has approved County use of rental revenues collected from the properties that were jointly purchased by the Airport and the FAA.

	FY 20	FY 21	FY 22	FY 23	FY 24	FY 25	Prior Allocation	Balance to Complete	Total Project Cost
Engineering/Design									0
Land Acquisition									0
Site Work									0
Construction									0
Equipment/Furnishings	17,500	17,500	17,500	17,500	17,500	17,500			105,000
Other									0
EXPENDITURES									
TOTAL	17,500	17,500	17,500	17,500	17,500	17,500	0	0	105,000
SOURCES OF FUNDS									
Enterprise Fund - Airport									0
Reallocated Airport Enterprise Fund									0
MD Aviation Administration									0
Federal Aviation Administration	17,500	17,500	17,500	17,500	17,500	17,500			105,000
PROJECTED OPERATING IMPACTS	0	0	0	0	0	0			0

FIBER NETWORK
ENTERPRISE FUND

COMMUNITY INVESTMENT PLAN FOR FISCAL YEARS 2020 TO 2025

	2020	2021	2022	2023	2024	2025	Prior Allocation	Balance To Complete	Total Project Cost
FIBER NETWORK ENTERPRISE FUND:									
CCPN Equipment Replacement	\$0	\$0	\$0	\$1,015,000	\$0	\$0	\$0	\$0	\$1,015,000
FIBER NETWORK ENTERPRISE FUND TOTAL	\$0	\$0	\$0	\$1,015,000	\$0	\$0	\$0	\$0	\$1,015,000
SOURCES OF FUNDING:									
Enterprise Fund - Fiber	\$0	\$0	\$0	\$1,015,000	\$0	\$0	\$0	\$0	\$1,015,000
FIBER NETWORK ENTERPRISE FUND TOTAL	\$0	\$0	\$0	\$1,015,000	\$0	\$0	\$0	\$0	\$1,015,000

CCPN Equipment Replacement

Chizuko M. Godwin, Management and Budget Analyst (410) 386-2082

6602

This project provides planned funding for the replacement of equipment installed in FY 15 for the Carroll County Public Network (CCPN). Construction of the CCPN began in 2006 and was completed in 2013. In addition to the 112 miles of backbone fiber, 33 miles of laterals have been built and over 100 sites have been brought onto the Network.

Operating impacts include hardware maintenance agreements.

	FY 20	FY 21	FY 22	FY 23	FY 24	FY 25	Prior Allocation	Balance to Complete	Total Project Cost
Engineering/Design									0
Land Acquisition									0
Site Work									0
Construction									0
Equipment/Furnishings				1,015,000					1,015,000
Other									0
EXPENDITURES									

TOTAL	0	0	0	1,015,000	0	0	0	0	1,015,000
--------------	----------	----------	----------	------------------	----------	----------	----------	----------	------------------

SOURCES OF FUNDS									
Transfer from General Fund									0
Reallocated GF Transfer									0
Local Income Tax									0
Enterprise Fund - Fiber				1,015,000					1,015,000

PROJECTED OPERATING IMPACTS									
	0	0	0	0	90,000	94,500	99,225		

UTILITIES
ENTERPRISE FUND

COMMUNITY INVESTMENT PLAN FOR FISCAL YEARS 2020 TO 2025

	2020	2021	2022	2023	2024	2025	Prior Allocation	Balance To Complete	Total Project Cost
UTILITIES ENTERPRISE FUND									
Billing Software	\$0	\$0	\$0	\$28,000	\$0	\$0	\$0	\$0	\$28,000
County Water Line Rehabilitation/Replacement	726,000	759,000	798,000	837,000	879,000	923,000	0	0	4,922,000
Fairhaven Well House Rehabilitation	0	125,000	0	0	0	0	0	0	125,000
Freedom Sewer Rehabilitation	175,000	181,000	190,000	204,000	210,000	215,000	0	0	1,175,000
Freedom Wells and Connections	97,000	367,000	250,000	836,000	0	0	982,000	0	2,532,000
Freedom WTP Membrane Replacement	174,000	174,000	174,000	174,000	174,000	174,000	0	0	1,044,000
Hampstead Sewer Rehabilitation	55,000	264,000	280,000	290,000	310,000	330,000	0	0	1,529,000
Hydrant Replacements	99,000	0	0	0	0	0	284,000	0	383,000
North Pump Station Upgrade	180,000	0	0	0	0	0	2,260,000	0	2,440,000
Patapsco Valley Pump Station Upgrade	0	0	0	0	305,000	2,210,000	0	0	2,515,000
Pleasant Valley WWTP Rehabilitation	0	0	0	0	387,000	0	0	0	387,000
Runnymede Wastewater Treatment Facility Rehabilitation	28,000	0	44,000	297,000	0	0	0	0	369,000
Sewer Grinder Installation/Rehabilitation	60,500	60,500	0	0	0	0	60,500	0	181,500
Sewer Line Repair, Replacement, and New Installations	110,000	116,000	121,000	128,000	134,000	141,000	0	0	750,000
Sewer Manhole Rehabilitation	80,000	83,000	87,000	91,000	96,000	99,000	0	0	536,000
Shiloh Pump Station Expansion	0	0	0	220,000	1,455,000	0	0	0	1,675,000
South Carroll Wastewater Treatment Facility Rehabilitation	163,000	385,000	0	0	0	0	0	0	548,000
Standby Generator Replacement	147,000	144,000	37,000	66,000	66,000	66,000	0	0	526,000
Sykesville Pump Station Expansion	0	0	0	290,000	2,106,000	0	0	0	2,396,000
Tank Rehabilitations and Replacements	640,000	640,000	640,000	640,000	640,000	0	0	0	3,200,000
Town of Sykesville Streetscape Water and Sewer Upgrades	715,000	737,000	0	0	0	0	1,250,000	0	2,702,000
Town of Sykesville Water and Sewer Upgrades	0	1,065,000	1,090,000	1,122,000	0	0	0	0	3,277,000
Water Main Loops	440,000	440,000	440,000	440,000	440,000	0	352,000	0	2,552,000
Water Main Valve Replacements	357,000	357,000	357,000	357,000	357,000	357,000	0	0	2,142,000
Water Meters	632,500	649,000	671,000	687,500	709,500	731,000	0	0	4,080,500
Water Service Line Replacement	281,800	295,900	310,800	326,700	342,600	352,000	0	0	1,909,800
Water/Sewer Studies	280,500	0	0	0	0	0	1,292,500	0	1,573,000
Winfield Pump Station Rehabilitation	0	0	181,500	0	0	0	0	0	181,500
UTILITIES ENTERPRISE FUND TOTAL	\$5,441,300	\$6,842,400	\$5,671,300	\$7,034,200	\$8,611,100	\$5,598,000	\$6,481,000	\$0	\$45,679,300
SOURCES OF FUNDING:									
Transfer from General Fund	\$191,000	\$385,000	\$225,500	\$297,000	\$0	\$0	\$550,000	\$0	\$1,648,500
Utilities Maintenance Fee	1,987,500	3,091,000	2,401,000	2,449,500	1,349,500	731,000	352,000	0	12,361,500
Utilities Sewer User Fees	840,493	848,500	715,000	1,270,000	4,850,500	1,890,000	1,645,229	0	12,059,722
Reallocated Utilities Sewer User Fees	17,257	0	0	0	0	0	95,271	0	112,528
Utilities Water User Fees	2,315,050	2,517,900	2,329,800	3,017,700	2,258,600	1,872,000	2,708,500	0	17,019,550
Area Connection Charges	90,000	0	0	0	152,500	1,105,000	1,130,000	0	2,477,500
UTILITIES ENTERPRISE FUND TOTAL	\$5,441,300	\$6,842,400	\$5,671,300	\$7,034,200	\$8,611,100	\$5,598,000	\$6,481,000	\$0	\$45,679,300

County Water Line Rehabilitation/Replacement

Stephanie R. Krome, Senior Management and Budget Analyst (410) 386-2082

6456

This project provides ongoing funding for the rehabilitation, repair, or replacement of aging water lines in the Freedom, Bark Hill, and Pleasant Valley Service Areas.

	FY 20	FY 21	FY 22	FY 23	FY 24	FY 25	Prior Allocation	Balance to Complete	Total Project Cost
Engineering/Design									0
Land Acquisition									0
Site Work									0
Construction	660,000	690,000	725,000	761,000	799,000	839,000			4,474,000
Equipment/Furnishings									0
Other	66,000	69,000	73,000	76,000	80,000	84,000			448,000
EXPENDITURES									

TOTAL	726,000	759,000	798,000	837,000	879,000	923,000	0	0	4,922,000
--------------	----------------	----------------	----------------	----------------	----------------	----------------	----------	----------	------------------

SOURCES OF FUNDS									
Utilities Maintenance Fee									0
Utilities Sewer User Fees									0
Utilities Water User Fees	726,000	759,000	798,000	837,000	879,000	923,000			4,922,000
Area Connection Charges									0

PROJECTED OPERATING IMPACTS									
	0	0	0	0	0	0			0

Fairhaven Well House Rehabilitation

Commissioner District: 5

Stephanie R. Krome, Senior Management and Budget Analyst (410) 386-2082

Proj #

This project provides planned funding to rehabilitate and expand capacity at Fairhaven Well House, located on Sykesville Road in Sykesville. Included are chemical-feed pumps, surveillance cameras, pipes, and electric/software upgrades.

Operating impacts to be determined as the project develops.

	FY 20	FY 21	FY 22	FY 23	FY 24	FY 25	Prior Allocation	Balance to Complete	Total Project Cost
Engineering/Design									0
Land Acquisition									0
Site Work									0
Construction		125,000							125,000
Equipment/Furnishings									0
Other									0
EXPENDITURES									
TOTAL	0	125,000	0	0	0	0	0	0	125,000
SOURCES OF FUNDS									
Enterprise Fund - Utilities									0
Utilities Maintenance Fee									0
Utilities Sewer User Fees									0
Utilities Water User Fees		125,000							125,000
PROJECTED OPERATING IMPACTS	0	0	0	0	0	0			0

Freedom Sewer Rehabilitation

Commissioner District: 5

Stephanie R. Krome, Senior Management and Budget Analyst (410) 386-2082

6444

This project provides ongoing funding for inspection and lining repairs of sanitary sewer mains and laterals in the Freedom Sewer Service Area. Lining the pipe increases the life of the sewer mains by sealing joints and cracks, which prevents inflow and infiltration.

	FY 20	FY 21	FY 22	FY 23	FY 24	FY 25	Prior Allocation	Balance to Complete	Total Project Cost
Engineering/Design									0
Land Acquisition									0
Site Work									0
Construction	160,000	165,000	172,000	185,000	190,000	195,000			1,067,000
Equipment/Furnishings									0
Other	15,000	16,000	18,000	19,000	20,000	20,000			108,000
EXPENDITURES									
TOTAL	175,000	181,000	190,000	204,000	210,000	215,000	0	0	1,175,000
SOURCES OF FUNDS									
Transfer from General Fund									0
Utilities Maintenance Fee									0
Utilities Sewer User Fees	175,000	181,000	190,000	204,000	210,000	215,000			1,175,000
Utilities Water User Fees									0
PROJECTED OPERATING IMPACTS	0	0	0	0	0	0			0

Freedom Wells and Connections

Commissioner District: 5

Stephanie R. Krome, Senior Management and Budget Analyst (410) 386-2082

6445

This project provides funding to add wells to provide additional sources of water to the Freedom Water Service Area, reducing dependency on Liberty Reservoir.

Operating impacts to be determined as the project develops.

	FY 20	FY 21	FY 22	FY 23	FY 24	FY 25	Prior Allocation	Balance to Complete	Total Project Cost
Engineering/Design	55,000		150,000				140,000		345,000
Land Acquisition	33,000		79,000				77,000		189,000
Site Work									0
Construction		333,000		760,000			695,000		1,788,000
Equipment/Furnishings									0
Other	9,000	34,000	21,000	76,000			70,000		210,000
EXPENDITURES									
TOTAL	97,000	367,000	250,000	836,000	0	0	982,000	0	2,532,000
SOURCES OF FUNDS									
Enterprise Fund - Utilities									0
Utilities Maintenance Fee									0
Utilities Sewer User Fees									0
Utilities Water User Fees	97,000	367,000	250,000	836,000			982,000		2,532,000
PROJECTED OPERATING IMPACTS	0	0	0	0	0	0			0

Freedom WTP Membrane Replacement

Commissioner District: 5

Stephanie R. Krome, Senior Management and Budget Analyst (410) 386-2082

6434

This project provides ongoing funding to replace the membrane filters at the Freedom Water Treatment Plant (WTP), previously replaced in FY 16. Funding is being accumulated for future replacement of the filters.

	FY 20	FY 21	FY 22	FY 23	FY 24	FY 25	Prior Allocation	Balance to Complete	Total Project Cost
Engineering/Design									0
Land Acquisition									0
Site Work									0
Construction									0
Equipment/Furnishings	158,000	158,000	158,000	158,000	158,000	158,000			948,000
Other	16,000	16,000	16,000	16,000	16,000	16,000			96,000
EXPENDITURES									
TOTAL	174,000	174,000	174,000	174,000	174,000	174,000	0	0	1,044,000
SOURCES OF FUNDS									
Enterprise Fund - Utilities									0
Utilities Maintenance Fee									0
Utilities Sewer User Fees									0
Utilities Water User Fees	174,000	174,000	174,000	174,000	174,000	174,000			1,044,000
PROJECTED OPERATING IMPACTS	0	0	0	0	0	0			0

Hampstead Sewer Rehabilitation

Commissioner District: 2

Stephanie R. Krome, Senior Management and Budget Analyst (410) 386-2082

6446

This project provides ongoing funding for inspection and lining repairs of sanitary sewer mains and laterals in the Hampstead Sewer Service Area. Lining the pipe increases the life of the sewer mains by sealing joints and cracks, which prevents inflow and infiltration.

	FY 20	FY 21	FY 22	FY 23	FY 24	FY 25	Prior Allocation	Balance to Complete	Total Project Cost
Engineering/Design									0
Land Acquisition									0
Site Work									0
Construction	50,000	240,000	255,000	265,000	280,000	300,000			1,390,000
Equipment/Furnishings									0
Other	5,000	24,000	25,000	25,000	30,000	30,000			139,000
EXPENDITURES									
TOTAL	55,000	264,000	280,000	290,000	310,000	330,000	0	0	1,529,000
SOURCES OF FUNDS									
Transfer from General Fund									0
Enterprise Fund - Utilities									0
Utilities Maintenance Fee									0
Utilities Sewer User Fees	55,000	264,000	280,000	290,000	310,000	330,000			1,529,000
PROJECTED OPERATING IMPACTS	0	0	0	0	0	0			0

Hydrant Replacements

Stephanie R. Krome, Senior Management and Budget Analyst (410) 386-2082

6359

This project provides funding to replace hydrants in Bark Hill, Pleasant Valley, and Freedom Area Water Systems. This funding covers replacement of the remaining 18 of the 900 hydrants in these areas.

	FY 20	FY 21	FY 22	FY 23	FY 24	FY 25	Prior Allocation	Balance to Complete	Total Project Cost
Engineering/Design									0
Land Acquisition									0
Site Work									0
Construction	90,000						145,000		235,000
Equipment/Furnishings							124,000		124,000
Other	9,000						15,000		24,000
EXPENDITURES									
TOTAL	99,000	0	0	0	0	0	284,000	0	383,000
SOURCES OF FUNDS									
Enterprise Fund - Utilities									0
Utilities Maintenance Fee									0
Utilities Sewer User Fees									0
Utilities Water User Fees	99,000						284,000		383,000
PROJECTED OPERATING IMPACTS	0	0	0	0	0	0			0

North Pump Station Upgrade

Commissioner District: 2

Stephanie R. Krome, Senior Management and Budget Analyst (410) 386-2082

6418

This project provides funding to relocate North Pump Station and expand capacity for anticipated future flows.

	FY 20	FY 21	FY 22	FY 23	FY 24	FY 25	Prior Allocation	Balance to Complete	Total Project Cost
Engineering/Design	160,000						295,000		455,000
Land Acquisition									0
Site Work									0
Construction							1,874,000		1,874,000
Equipment/Furnishings									0
Other	20,000						91,000		111,000
EXPENDITURES									

TOTAL	180,000	0	0	0	0	0	2,260,000	0	2,440,000
--------------	----------------	----------	----------	----------	----------	----------	------------------	----------	------------------

SOURCES OF FUNDS									
Enterprise Fund - Utilities									0
Utilities Sewer User Fees	90,000						1,130,000		1,220,000
Utilities Water User Fees									0
Area Connection Charges	90,000						1,130,000		1,220,000

PROJECTED OPERATING IMPACTS									
	0	0	0	0	0	0			0

Patapsco Valley Pump Station Upgrade

Commissioner District: 5

Stephanie R. Krome, Senior Management and Budget Analyst (410) 386-2082

Proj #

This project provides planned funding to rehabilitate and expand the Patapsco Valley Pump Station, located in Sykesville, to prepare for anticipated additional flows. Included are replacement pumps, controls, grinder, and generator; as well as wet well relocation, new roofing, bypass valving, fencing, and paving repairs.

	FY 20	FY 21	FY 22	FY 23	FY 24	FY 25	Prior Allocation	Balance to Complete	Total Project Cost
Engineering/Design					305,000				305,000
Land Acquisition									0
Site Work									0
Construction						2,010,000			2,010,000
Equipment/Furnishings									0
Other						200,000			200,000
EXPENDITURES									
TOTAL	0	0	0	0	305,000	2,210,000	0	0	2,515,000
SOURCES OF FUNDS									
Utilities Maintenance Fee									0
Utilities Sewer User Fees					152,500	1,105,000			1,257,500
Utilities Water User Fees									0
Area Connection Charges					152,500	1,105,000			1,257,500
PROJECTED OPERATING IMPACTS	0	0	0	0	0	0			0

Pleasant Valley WWTP Rehabilitation

Commissioner District: 1

Stephanie R. Krome, Senior Management and Budget Analyst (410) 386-2082

Proj #

This project provides planned funding for the rehabilitation of the Pleasant Valley Wastewater Treatment Plant (WWTP). Included are replacement pumps, controls, grinder, and generator; as well as new roofing, bypass valving, fencing, and paving repairs.

	FY 20	FY 21	FY 22	FY 23	FY 24	FY 25	Prior Allocation	Balance to Complete	Total Project Cost
Engineering/Design									0
Land Acquisition									0
Site Work									0
Construction									0
Equipment/Furnishings					352,000				352,000
Other					35,000				35,000
EXPENDITURES									
TOTAL	0	0	0	0	387,000	0	0	0	387,000
SOURCES OF FUNDS									
Utilities Maintenance Fee									0
Utilities Sewer User Fees					387,000				387,000
Utilities Water User Fees									0
Area Connection Charges									0
PROJECTED OPERATING IMPACTS	0	0	0	0	0	0			0

Runnymede Wastewater Treatment Facility Rehabilitation

Commissioner District: 1

Stephanie R. Krome, Senior Management and Budget Analyst (410) 386-2082

6457

This project provides funding for the rehabilitation of the Runnymede Sequential Batch Reactor (SBR) Wastewater Treatment Facility, which was put in service in 1994 and serves Runnymede Elementary School. The scope includes replacement pumps, UV blowers, generator, and transfer switch; as well as electrical/control upgrades, painting of the SBR tanks, and other site improvements.

	FY 20	FY 21	FY 22	FY 23	FY 24	FY 25	Prior Allocation	Balance to Complete	Total Project Cost
Engineering/Design	25,000		40,000						65,000
Land Acquisition									0
Site Work									0
Construction				270,000					270,000
Equipment/Furnishings									0
Other	3,000		4,000	27,000					34,000
EXPENDITURES									
TOTAL	28,000	0	44,000	297,000	0	0	0	0	369,000
SOURCES OF FUNDS									
Transfer from General Fund	28,000		44,000	297,000					369,000
Enterprise Fund - Utilities									0
Utilities Maintenance Fee									0
Utilities Sewer User Fees									0
PROJECTED OPERATING IMPACTS	0	0	0	0	0	0			0

Sewer Grinder Installation/Rehabilitation

Stephanie R. Krome, Senior Management and Budget Analyst (410) 386-2082

6453

This project provides funding for the installation of new grinders and the rehabilitation of existing grinders at pump stations throughout Sewer Service Areas.

	FY 20	FY 21	FY 22	FY 23	FY 24	FY 25	Prior Allocation	Balance to Complete	Total Project Cost
Engineering/Design									0
Land Acquisition									0
Site Work									0
Construction	55,000	55,000					55,000		165,000
Equipment/Furnishings									0
Other	5,500	5,500					5,500		16,500
EXPENDITURES									
TOTAL	60,500	60,500	0	0	0	0	60,500	0	181,500
SOURCES OF FUNDS									
Enterprise Fund - Utilities									0
Utilities Maintenance Fee									0
Utilities Sewer User Fees	43,243	60,500					60,500		164,243
Reallocated Utilities Sewer User Fees	17,257								17,257
PROJECTED OPERATING IMPACTS	0	0	0	0	0	0			

Sewer Line Repair, Replacement, and New Installations

Stephanie R. Krome, Senior Management and Budget Analyst (410) 386-2082

6448

This project provides ongoing funding for sewer repairs including point repairs, removal/replacement, pipe bursting, underground drilling, and new pipe installations for residents with failing sewer systems.

	FY 20	FY 21	FY 22	FY 23	FY 24	FY 25	Prior Allocation	Balance to Complete	Total Project Cost
Engineering/Design									0
Land Acquisition									0
Site Work									0
Construction	100,000	105,000	110,000	116,000	122,000	128,000			681,000
Equipment/Furnishings									0
Other	10,000	11,000	11,000	12,000	12,000	13,000			69,000
EXPENDITURES									
TOTAL	110,000	116,000	121,000	128,000	134,000	141,000	0	0	750,000
SOURCES OF FUNDS									
Enterprise Fund - Utilities									0
Utilities Maintenance Fee									0
Utilities Sewer User Fees	110,000	116,000	121,000	128,000	134,000	141,000			750,000
Utilities Water User Fees									0
PROJECTED OPERATING IMPACTS	0	0	0	0	0	0			0

Sewer Manhole Rehabilitation

Stephanie R. Krome, Senior Management and Budget Analyst (410) 386-2082

6403

This project provides ongoing funding to rehabilitate sewer manholes. Repair strategies include: foam injection rehabilitation, spray-on lining structure rehabilitation, addition of manhole risers to raise the top of structures, and replacement of existing manhole covers with sealed structures. New manhole installations are also included in this project.

	FY 20	FY 21	FY 22	FY 23	FY 24	FY 25	Prior Allocation	Balance to Complete	Total Project Cost
Engineering/Design									0
Land Acquisition									0
Site Work									0
Construction	73,000	75,000	79,000	83,000	87,000	90,000			487,000
Equipment/Furnishings									0
Other	7,000	8,000	8,000	8,000	9,000	9,000			49,000
EXPENDITURES									
TOTAL	80,000	83,000	87,000	91,000	96,000	99,000	0	0	536,000
SOURCES OF FUNDS									
Transfer from General Fund									0
Enterprise Fund - Utilities									0
Utilities Maintenance Fee									0
Utilities Sewer User Fees	80,000	83,000	87,000	91,000	96,000	99,000			536,000
PROJECTED OPERATING IMPACTS	0	0	0	0	0	0			0

Shiloh Pump Station Expansion

Commissioner District: 2

Stephanie R. Krome, Senior Management and Budget Analyst (410) 386-2082

Proj #

This project provides planned funding to expand capacity for anticipated future flows at the Shiloh Pump Station, located on Shiloh Road in Hampstead. Included are replacement pumps, controls, grinder, and generator; as well as new roofing, bypass valving, fencing, and paving repairs.

	FY 20	FY 21	FY 22	FY 23	FY 24	FY 25	Prior Allocation	Balance to Complete	Total Project Cost
Engineering/Design				220,000					220,000
Land Acquisition									0
Site Work									0
Construction					1,455,000				1,455,000
Equipment/Furnishings									0
Other									0
EXPENDITURES									
TOTAL	0	0	0	220,000	1,455,000	0	0	0	1,675,000
SOURCES OF FUNDS									
Utilities Maintenance Fee									0
Utilities Sewer User Fees				220,000	1,455,000				1,675,000
Utilities Water User Fees									0
Area Connection Charges									0
PROJECTED OPERATING IMPACTS	0	0	0	0	0	0			0

South Carroll Wastewater Treatment Facility Rehabilitation

Commissioner District: 5

Stephanie R. Krome, Senior Management and Budget Analyst (410) 386-2082

6458

This project provides funding for the rehabilitation of the South Carroll Wastewater Treatment Facility, which serves South Carroll High. Included are replacement pumps, blowers, and generator; as well as electrical and control upgrades, and other site improvements including repair of a failing outfall and headwall.

	FY 20	FY 21	FY 22	FY 23	FY 24	FY 25	Prior Allocation	Balance to Complete	Total Project Cost
Engineering/Design	80,000								80,000
Land Acquisition									0
Site Work									0
Construction	75,000	350,000							425,000
Equipment/Furnishings									0
Other	8,000	35,000							43,000
EXPENDITURES									
TOTAL	163,000	385,000	0	0	0	0	0	0	548,000
SOURCES OF FUNDS									
Transfer from General Fund	163,000	385,000							548,000
Enterprise Fund - Utilities									0
Utilities Maintenance Fee									0
Utilities Sewer User Fees									0
PROJECTED OPERATING IMPACTS	0	0	0	0	0	0			

Standby Generator Replacement

Stephanie R. Krome, Senior Management and Budget Analyst (410) 386-2082

6443

This project provides ongoing funding for replacement of the standby generator fleet. Standby generators are critical to providing water and sewer service should a power failure occur.

	FY 20	FY 21	FY 22	FY 23	FY 24	FY 25	Prior Allocation	Balance to Complete	Total Project Cost
Engineering/Design									0
Land Acquisition									0
Site Work									0
Construction									0
Equipment/Furnishings	133,000	130,000	33,000	60,000	60,000	60,000			476,000
Other	14,000	14,000	4,000	6,000	6,000	6,000			50,000
EXPENDITURES									
TOTAL	147,000	144,000	37,000	66,000	66,000	66,000	0	0	526,000
SOURCES OF FUNDS									
Utilities Maintenance Fee									0
Utilities Sewer User Fees	147,000	144,000	37,000	33,000					361,000
Utilities Water User Fees				33,000	66,000	66,000			165,000
Area Connection Charges									0
PROJECTED OPERATING IMPACTS	0	0	0	0	0	0			0

Tank Rehabilitations and Replacements

Stephanie R. Krome, Senior Management and Budget Analyst (410) 386-2082

6332

This project provides ongoing funding for tank inspections every three years and rehabilitation/replacement of existing tanks. General maintenance, site work, and repairs are also included. Listed below are planned projects:

- Kabik
- Bartholow
- Linton
- Pleasant Valley

	FY 20	FY 21	FY 22	FY 23	FY 24	FY 25	Prior Allocation	Balance to Complete	Total Project Cost
Engineering/Design									0
Land Acquisition									0
Site Work	580,000	580,000	580,000	580,000	580,000				2,900,000
Construction									0
Equipment/Furnishings									0
Other	60,000	60,000	60,000	60,000	60,000				300,000
EXPENDITURES									

TOTAL	640,000	640,000	640,000	640,000	640,000	0	0	0	3,200,000
--------------	----------------	----------------	----------------	----------------	----------------	----------	----------	----------	------------------

SOURCES OF FUNDS									
Enterprise Fund - Utilities									0
Utilities Maintenance Fee	640,000	640,000	640,000	640,000	640,000				3,200,000
Utilities Sewer User Fees									0
Utilities Water User Fees									0

PROJECTED OPERATING IMPACTS									
	0	0	0	0	0	0			0

Town of Sykesville Streetscape Water and Sewer Upgrades

Commissioner District: 5

Stephanie R. Krome, Senior Management and Budget Analyst (410) 386-2082

6431

This project provides funding to line clay pipes that are more than 50 years old along Main Street in the Town of Sykesville. Remaining lines within Town limits will be addressed through the Town of Sykesville Water and Sewer Upgrades project.

	FY 20	FY 21	FY 22	FY 23	FY 24	FY 25	Prior Allocation	Balance to Complete	Total Project Cost
Engineering/Design							550,000		550,000
Land Acquisition									0
Site Work									0
Construction	650,000	670,000					640,000		1,960,000
Equipment/Furnishings									0
Other	65,000	67,000					60,000		192,000
EXPENDITURES									
TOTAL	715,000	737,000	0	0	0	0	1,250,000	0	2,702,000
SOURCES OF FUNDS									
Transfer from General Fund							550,000		550,000
Utilities Maintenance Fee	715,000	737,000							1,452,000
Utilities Sewer User Fees							350,000		350,000
Utilities Water User Fees							350,000		350,000
PROJECTED OPERATING IMPACTS	0	0	0	0	0	0			0

Town of Sykesville Water and Sewer Upgrades

Commissioner District: 5

Stephanie R. Krome, Senior Management and Budget Analyst (410) 386-2082

Proj #

This project provides planned funding to line clay pipes that are more than 50 years old in the Town of Sykesville. Main Street will be addressed through the Town of Sykesville Streetscape Water and Sewer Upgrades project.

	FY 20	FY 21	FY 22	FY 23	FY 24	FY 25	Prior Allocation	Balance to Complete	Total Project Cost
Engineering/Design									0
Land Acquisition									0
Site Work									0
Construction		970,000	990,000	1,020,000					2,980,000
Equipment/Furnishings									0
Other		95,000	100,000	102,000					297,000
EXPENDITURES									

TOTAL	0	1,065,000	1,090,000	1,122,000	0	0	0	0	3,277,000
--------------	----------	------------------	------------------	------------------	----------	----------	----------	----------	------------------

SOURCES OF FUNDS									
Enterprise Fund - Utilities									0
Utilities Maintenance Fee		1,065,000	1,090,000	1,122,000					3,277,000
Utilities Sewer User Fees									0
Utilities Water User Fees									0

PROJECTED OPERATING IMPACTS									
	0	0	0	0	0	0			0

Water Main Loops

Commissioner District: 5

Stephanie R. Krome, Senior Management and Budget Analyst (410) 386-2082

6425

This project provides funding to connect various water mains to provide adequate looping in the Freedom Area Water System. Looping of water mains is the connection of dead ends of two separate water lines. Connecting these lines improves water flow throughout the system, and helps maintain and improve water quality.

	FY 20	FY 21	FY 22	FY 23	FY 24	FY 25	Prior Allocation	Balance to Complete	Total Project Cost
Engineering/Design									0
Land Acquisition									0
Site Work									0
Construction	400,000	400,000	400,000	400,000	400,000		352,000		2,352,000
Equipment/Furnishings									0
Other	40,000	40,000	40,000	40,000	40,000				200,000
EXPENDITURES									
TOTAL	440,000	440,000	440,000	440,000	440,000	0	352,000	0	2,552,000
SOURCES OF FUNDS									
Utilities Maintenance Fee							352,000		352,000
Utilities Sewer User Fees									0
Utilities Water User Fees	440,000	440,000	440,000	440,000	440,000				2,200,000
Area Connection Charges									0
PROJECTED OPERATING IMPACTS	0	0	0	0	0	0			0

Water Main Valve Replacements

Stephanie R. Krome, Senior Management and Budget Analyst (410) 386-2082

6428

This project provides ongoing funding to replace the County's water main valves and blow-off valves. Water main valves are needed to shut off lines in the event of water main breaks or if new connections are added into the system. Blow-off valves allow for water line flushing. The planned annual allocation will fund approximately 25 blow-off valve replacements and 5 water main valve replacements.

	FY 20	FY 21	FY 22	FY 23	FY 24	FY 25	Prior Allocation	Balance to Complete	Total Project Cost
Engineering/Design									0
Land Acquisition									0
Site Work									0
Construction	325,000	325,000	325,000	325,000	325,000	325,000			1,950,000
Equipment/Furnishings									0
Other	32,000	32,000	32,000	32,000	32,000	32,000			192,000
EXPENDITURES									
TOTAL	357,000	357,000	357,000	357,000	357,000	357,000	0	0	2,142,000
SOURCES OF FUNDS									
Utilities Maintenance Fee									0
Utilities Sewer User Fees									0
Utilities Water User Fees	357,000	357,000	357,000	357,000	357,000	357,000			2,142,000
Area Connection Charges									0
PROJECTED OPERATING IMPACTS	0	0	0	0	0	0			0

Water Meters

Stephanie R. Krome, Senior Management and Budget Analyst (410) 386-2082

6311

This project provides ongoing funding for the upgrade and replacement of approximately 10,000 residential meters and 420 commercial meters. The upgrade includes software and hardware equipment that will enable remote readings, and could also include replacement of, or conversion to, meter vaults. Conversion moves the meter from inside private houses to a vault located in the County right-of-way to allow easier maintenance and meter readings.

	FY 20	FY 21	FY 22	FY 23	FY 24	FY 25	Prior Allocation	Balance to Complete	Total Project Cost
Engineering/Design									0
Land Acquisition									0
Site Work									0
Construction	575,000	590,000	610,000	625,000	645,000	665,000			3,710,000
Equipment/Furnishings									0
Other	57,500	59,000	61,000	62,500	64,500	66,000			370,500
EXPENDITURES									
TOTAL	632,500	649,000	671,000	687,500	709,500	731,000	0	0	4,080,500
SOURCES OF FUNDS									
Enterprise Fund - Utilities									0
Utilities Maintenance Fee	632,500	649,000	671,000	687,500	709,500	731,000			4,080,500
Utilities Sewer User Fees									0
Utilities Water User Fees									0
PROJECTED OPERATING IMPACTS	0	0	0	0	0	0			0

Water Service Line Replacement

Commissioner District: 5

Stephanie R. Krome, Senior Management and Budget Analyst (410) 386-2082

6429

This project provides ongoing funding to replace water service lines in the Freedom Water Service Area. Leaking water lines lead to increased operational costs and loss of treated water. The annual allocation for this project funds the replacement of approximately 80 - 90 water service lines each year.

	FY 20	FY 21	FY 22	FY 23	FY 24	FY 25	Prior Allocation	Balance to Complete	Total Project Cost
Engineering/Design									0
Land Acquisition									0
Site Work									0
Construction	255,000	270,000	283,000	297,000	312,000	327,000			1,744,000
Equipment/Furnishings									0
Other	26,800	25,900	27,800	29,700	30,600	25,000			165,800
EXPENDITURES									
TOTAL	281,800	295,900	310,800	326,700	342,600	352,000	0	0	1,909,800
SOURCES OF FUNDS									
Enterprise Fund - Utilities									0
Utilities Maintenance Fee									0
Utilities Sewer User Fees									0
Utilities Water User Fees	281,800	295,900	310,800	326,700	342,600	352,000			1,909,800
PROJECTED OPERATING IMPACTS	0	0	0	0	0	0			0

Water/Sewer Studies

Stephanie R. Krome, Senior Management and Budget Analyst (410) 386-2082

6385

This project provides funding to perform studies of the Freedom Area water system and the Freedom Water Treatment Plant. Prior Allocation included funding for studies of the Freedom Area and Hampstead Area sewer systems.

	FY 20	FY 21	FY 22	FY 23	FY 24	FY 25	Prior Allocation	Balance to Complete	Total Project Cost
Engineering/Design	255,000						1,263,000		1,518,000
Land Acquisition									0
Site Work									0
Construction									0
Equipment/Furnishings									0
Other	25,500						29,500		55,000
EXPENDITURES									

TOTAL	280,500	0	0	0	0	0	1,292,500	0	1,573,000
--------------	----------------	----------	----------	----------	----------	----------	------------------	----------	------------------

SOURCES OF FUNDS									
Utilities Sewer User Fees	140,250						104,729		244,979
Reallocated Utilities Sewer User Fees							95,271		95,271
Utilities Water User Fees	140,250						1,092,500		1,232,750
Area Connection Charges									0

PROJECTED OPERATING IMPACTS									
	0	0	0	0	0	0			

Winfield Pump Station Rehabilitation

Commissioner District: 4

Stephanie R. Krome, Senior Management and Budget Analyst (410) 386-2082

Proj #

This project provides planned funding for the rehabilitation of the Winfield Pump Station, which serves Winfield Elementary. Included are replacement pumps, controls, and generator; as well as new roofing, bypass valving, fencing, and paving repairs.

	FY 20	FY 21	FY 22	FY 23	FY 24	FY 25	Prior Allocation	Balance to Complete	Total Project Cost
Engineering/Design									0
Land Acquisition									0
Site Work									0
Construction			165,000						165,000
Equipment/Furnishings									0
Other			16,500						16,500
EXPENDITURES									
TOTAL	0	0	181,500	0	0	0	0	0	181,500
SOURCES OF FUNDS									
Transfer from General Fund			181,500						181,500
Enterprise Fund - Utilities									0
Utilities Maintenance Fee									0
Utilities Sewer User Fees									0
PROJECTED OPERATING IMPACTS	0	0	0	0	0	0			0

GLOSSARY OF TERMS
AND
ACRONYMS

GLOSSARY OF TERMS AND ACRONYMS

ADA Americans With Disabilities Act.

AGRICULTURE TRANSFER TAX Tax on the sale of property located within an area zoned for agriculture; proceeds are used to help fund the Agricultural Land Preservation program.

APPROPRIATION Legal authorization to spend a specific amount of money for a particular purpose during a fiscal period.

BALANCED BUDGET A budget in which total expenditures equal total revenues. By State Law, the County's budget must be balanced.

BOE Board of Education.

BOND An investment grade interest-bearing certificate of indebtedness sold by the County or another governmental agency to generate funds. The bond guarantees payment of the original investment plus interest by a specified date or dates in the future. Bonds typically involve long-term indebtedness to pay for capital projects.

BONDED DEBT The total amount owed by the County as a result of the sale of general obligation or other bonds guaranteed by the County Government.

CAPITAL BUDGET This budget funds construction and improvement projects such as schools, bridges, and roads.

COMMUNITY INVESTMENT PLAN (CIP) A six-year plan showing anticipated capital projects and funding sources.

DEBT SERVICE The annual payment of principal and interest on the County's bonded debt.

DEPARTMENT A County agency or office. Examples are the Department of Economic Development and the Department of Public Works.

DISTRICT LOCATION Project location based on the five Commissioner districts within Carroll County.

ENTERPRISE FUND A fund established to account for the financing of self-supporting services provided by the County government. The services generate their own revenues from fees, charges, and other receipts. Carroll County presently has six enterprise funds: Airport, Fiber Network, Firearms Facility, Septage, Solid Waste, and Utilities (Water/Sewer).

EXPENDITURE The cost of goods delivered or services rendered.

FISCAL YEAR A 12 month period of time to which the annual operating and capital budgets apply. Carroll County's fiscal year runs from July 1st through June 30th.

FUND A separate budget/accounting entity with its own revenues and appropriations. The General Fund, for example, covers most of the daily operations of the County agencies and is financed by a variety of taxes and other revenues.

GENERAL GOVERNMENT Capital projects that do not specifically fit in one of the other five categories: Recreation and Culture, Public Works, Board of Education, Conservation and Open Space, and Enterprise Funds. General Government projects are typically related to Public Safety, Carroll Community College, Carroll County Public Library, State's Attorney's Office, Technology Services, Senior Centers, Farm Museum, and other County facilities.

GENERAL OBLIGATION BOND Common type of municipal bond secured by a state or local government's pledge to use legally available resources, including tax revenues, to repay bond holders.

GIS Geographic Information Systems.

GRANT A contribution of assets (usually cash) from one governmental entity (typically the State or Federal government) or other organization to another. The contribution is usually provided in support of a particular public function, project, or program.

HVAC Heating, ventilation, and air conditioning.

IMPACT FEES One-time charges assessed against new development to recover a portion of the capital cost of the additional public facilities of parks and schools needed to serve that development.

LOCAL INCOME TAX (LIT) Counties in Maryland have the authority to levy a Local Income Tax rate, which is expressed as a percentage of State taxable income. A portion of Local Income Tax is devoted to the Capital Fund for Board of Education projects.

MUNICIPALITY City or town incorporated for local self-government.

OPERATING BUDGET The annual budget, which supports the day-to-day operations of County agencies.

OPERATING IMPACTS The costs associated with implementation of projects in the capital budget. Examples include utility, maintenance, and personnel costs.

OVERLAY Consists of milling and patching of failed areas, and the application of hot mix asphalt over the existing road or parking lots.

PAYGO A fiscal policy by which capital projects are funded with current revenue. In Carroll County, in addition to Transfer to Capital Fund, other sources of current revenue are appropriated directly to the Capital Budget.

PRIOR ALLOCATION Legal authorization to spend a specific amount of money for a particular purpose that occurred during a previous fiscal period.

PROGRAM OPEN SPACE (POS) Funding provided as a portion of the State Real Estate Transfer Tax for the acquisition and development of park facilities.

PROPERTY TAX Tax on the value of real and personal property is levied almost exclusively by local governments. In Maryland, the State Department of Assessments and Taxation is responsible for the valuation and assessment of all property in the State. The local government is responsible for setting the tax rate to be applied to the property assessments to generate revenues in support of the local budget. A portion of Property Tax is devoted to the Capital Fund for the Agriculture Land Preservation project.

REAPPROPRIATION A transfer of funds that may occur when there are unspent budgeted funds from a completed or cancelled project, or when there is an unallocated project that holds funds for future use.

RESOLUTION Formal statement presented to Commissioners for decision.

REVENUES Monies received by the County to provide services needed by the public. Property Taxes, building permits, and receipts from State and Federal sources are examples. By law, revenues must meet or exceed appropriations.

SEQUENTIAL BATCH REACTORS (SBR) A type of sludge process for the treatment of wastewater.

WTP Water Treatment Plant.

WWTP Wastewater Treatment Plant.

INDEX

Index

Active Capital Projects with Prior Appropriations	46
Active Capital Projects with Prior Appropriations Title Page.....	43
Agriculture Land Preservation.....	97
Airport Summary Page	185
Airport Title Page	183
Appointed Officials.....	4
Babylon Road over Silver Run	120
Bear Branch Nature Center Pavilion Replacement.....	131
Bear Branch Nature Center Roof Replacement.....	132
Billing Software	194
Board of County Commissioners.....	3
Board of County Commissioners Title Page	1
Bridge Inspection and Inventory.....	121
Bridge Maintenance and Structural Repair.....	122
Bridges Comparison.....	18
Bridges Summary Page.....	119
Bridges Title Page.....	117
Budget Summary Title Page	59
Capital Budget Summary Title Page.....	29
Capital Fund Appropriations – Charts	39
Capital Fund Appropriations – Graph.....	38
Capital Fund Revenues – Charts.....	35
Capital Fund Revenues – Graph.....	34
Career and Technology Center	79
Carroll Community College Systemic Renovations.....	155
Carroll Community College Technology.....	156
CCPN Equipment Replacement.....	190
Charles Carroll Gymnasium and Community Center.....	157
Cleaning and Painting of Bridge Structural Steel.....	123
Community Investment Plan for Fiscal Year 2020.....	41
Community Investment Plan General Fund Operating Impacts.....	55
Community Self-Help Projects.....	133
Comparison Charts Title Page	11
Conservation and Open Space Comparison.....	15
Conservation and Open Space Overview	95
Conservation and Open Space Summary Page.....	96
Conservation and Open Space Title Page.....	93
County Building Access System Replacements/Additions	158
County Building Systemic Renovations	159
County Technology.....	160
County Water Line Rehabilitation/Replacement.....	195

Courthouse Annex Renovation	161
Deer Park Lighting Replacement.....	134
Double Pipe Creek Boat Ramp	135
Elections Pollbooks and Printers	162
Enterprise Fund – Utilities Comparison	26
Enterprise Funds – Airport, Fiber Network, and Solid Waste Comparison	25
Enterprise Funds FY 20 – FY 25 Community Investment Plan	178
Enterprise Funds Overview Page.....	177
Enterprise Funds Title Page.....	175
Explanation of Active Capital Projects.....	45
Facilities Asset Management and Work Order System	163
Fairhaven Well House Rehabilitation.....	196
Farm Museum Tot Lot.....	164
Fiber Network Summary Page.....	189
Fiber Network Title Page.....	187
Fleet Lift Replacements	165
Freedom Sewer Rehabilitation.....	197
Freedom Wells and Connections	198
Freedom WTP Membrane Replacement.....	199
FY 18 – FY 20 All Funds Appropriations Summary.....	32
FY 18 – FY 20 All Funds Revenue Summary	31
FY 18 – FY 20 Capital Fund Appropriations	36
FY 18 – FY 20 Capital Fund Appropriations Expanded	37
FY 18 – FY 20 Capital Fund Revenues	33
FY 19 Enterprise Fund Schedule of Reappropriations	181
FY 19 New Projects Mid-Year	50
FY 19 Project Closures	51
FY 19 Schedule of Reappropriations	40
FY 20 – FY 25 Community Investment Plan	61
FY 20 – FY 25 Operating Impacts.....	67
FY 2020 – 2025 Capital Improvement Program Plan	73
FY 2020 Capital Improvement Program Budget Request	72
Gaither Road over South Branch Patapsco	124
General Government Comparison	22
General Government Overview Page	153
General Government Summary Page.....	154
General Government Title Page.....	151
Generator Replacement.....	166
Gillis Falls Trail	136
Glossary of Terms and Acronyms	225
Glossary of Terms and Acronyms Title Page.....	223
Grounds and Maintenance Equipment.....	186
Hampstead Sewer Rehabilitation.....	200

Hashawha and Bear Branch Paving	137
Hawks Hill Road over Little Pipe Creek Tributary	125
High School Science Room Renovations	80
Highway Safety Improvements.....	108
HVAC Improvements and Replacements.....	81
HVAC System Replacement – Spring Garden Elementary.....	82
HVAC System Replacement – Winfield Elementary.....	83
Hydrant Replacements	201
Index	231
Index Title Page	229
Krimgold Park Phase II.....	138
Land Acquisition.....	139
Leister Park Phase II.....	140
Library Technology	167
Market Street Extended.....	109
McKinstry's Mill Road over Little Pipe Creek.....	126
North Pump Station Upgrade.....	202
Northwest Trail.....	141
Old Liberty Road Park Paving.....	142
Operating Impacts of Capital Projects	55
Operating Impacts of Capital Projects Title Page.....	53
Park Restoration.....	143
Parking Lot Overlays	168
Patapsco Valley Pump Station Upgrade	203
Pavement Management Program	110
Pavement Preservation.....	111
Paving	84
Piney Run Pavilion Replacement.....	145
Piney Run Pavilion Road Paving.....	144
Pleasant Valley WWTP Rehabilitation.....	204
Public Safety Emergency Communications Radios	169
Public Safety Regional Water Supply.....	170
Public Safety Training Center.....	171
Public Schools Comparison	13
Public Schools Overview	71
Public Schools Summary Page	78
Public Schools Title Page	69
Public Works Overview	103
Public Works Title Page	101
Quick Guide to the FY 20 – 25 Community Investment Plan.....	7
Quick Guide to the FY 20 – 25 Community Investment Plan Title Page.....	5
Ramp and Sidewalk Upgrades.....	112
Recreation and Culture Comparison.....	19

Recreation and Culture Overview.....	129
Recreation and Culture Summary Page	130
Recreation and Culture Title Page	127
Relocatable Classroom Removal	85
Roads Comparison	16
Roads Summary Page	107
Roads Title Page	105
Roof Repairs	86
Roof Replacement – Cranberry Station Elementary.....	87
Roof Replacements	88
Runnymede Wastewater Treatment Facility Rehabilitation.....	205
Sewer Grinder Installation/Rehabilitation	206
Sewer Line Repair, Replacements, and New Installations	207
Sewer Manhole Rehabilitation.....	208
Sheriff’s Office – Eldersburg Precinct.....	172
Shiloh Pump Station Expansion.....	209
Small Drainage Structures	113
South Carroll Wastewater Treatment Facility Rehabilitation.....	210
Sports Complex Building Roof.....	146
Sports Complex Lighting.....	147
Standby Generator Replacement.....	211
State Road Projects	114
Storm Drain Rehabilitation	115
Storm Drain Video Inspection	116
Stormwater Facility Renovation	98
Sykesville Pump Station Expansion	212
Tank Rehabilitations and Replacements.....	213
Technology Improvements	89
Ten Year Facilities Master Plan.....	74
Tot Lot Replacement.....	148
Town Fund.....	149
Town of Sykesville Streetscape Water and Sewer Upgrades	214
Town of Sykesville Water and Sewer Upgrades	215
Transfer to Operating Budget for BOE Debt Service.....	90
Union Mills Water Flume, Shaft, and Waterwheel Replacement.....	150
Utilities Summary Page	193
Utilities Title Page	191
Water Main Loops	216
Water Main Valve Replacements	217
Water Meters.....	218
Water Service Line Replacement.....	219
Water/Sewer Studies.....	220
Watershed Assessment and Improvement (NPDES)	99

Westminster Library – Exploration Commons	173
Window Replacement – South Carroll High	91
Window Replacement – Westminster High.....	92
Winfield Pump Station Rehabilitation	221