



Carroll County Maryland



Community Investment Plan
Preliminary Recommended
Fiscal Years 2017-2022



PRODUCED BY

The Department of Management and Budget

Ted Zaleski..... Director
Deborah Effingham..... Chief, Bureau of Budget
Robin Hooper..... Management and Budget Project Coordinator
Sheree Lima Management and Budget Project Coordinator
Heidi Pepin..... Senior Management and Budget Analyst
Evan Cook..... Management and Budget Analyst
Chizuko Godwin Management and Budget Analyst
Lynn Karr..... Management and Budget Analyst

Special thanks to the staff in Production and Distribution

Accessibility

The Americans with Disability Act applies to the Carroll County Government and its programs, services, activities and facilities. If you have questions, suggestions, or complaints, please contact the Carroll County Government Americans with Disabilities Coordinator at (410) 386-3600 or TTY (410) 848-9747. The mailing address is: 10 Distillery Drive, Suite 101, Westminster, Maryland 21157.

January 19, 2016

TO: Matthew S. Helminiak, Chairman
Planning and Zoning Commission

RE: **Preliminary Recommendation on the FY 17-22 CIP**

This memo is your introduction to the FY 17-22 Community Investment Program (CIP) and the Preliminary Recommended CIP. First I would like to briefly review the CIP process timeline.

September	CIP requests received at the Department of Management and Budget
Mid-January	DMB Preliminary Recommendation is forwarded to the Planning Commission and the Board of County Commissioners
February	Planning Commission makes recommendations and comments on the CIP
March	DMB Recommended Budget to the Commissioners
Late March	Commissioner/Agency meetings on the Budget
April	Commissioners develop their Proposed Budget
Early May	Public Hearing on the Proposed Budget
Late May	Budget Adoption

What is the Preliminary Recommended CIP?

- A first look at the next CIP.
- A CIP that reflects the goals of the Commissioners.
- A CIP that generally continues the currently adopted CIP.
- The starting point for discussion with the Commissioners.

What the Preliminary Recommended CIP is not.

- *The final version of the CIP.*
- *The end of analysis on individual projects.*
- *A commitment of dollars, timing or revenue mix.*

Summary

Much of the Preliminary Recommendation closely resembles the FY 16-21 Adopted CIP. This is not an accident. The starting point each year is the current plan. We can never predict with 100% accuracy the services and facilities that will be needed over a six-year period and we expect previously unidentified projects to be added to the CIP, but it is critical that the plan retain its basic stability. The economic environment and local revenue growth continue to be a challenge for the budget process. Our approach has been to focus on maintaining existing infrastructure while adding few new construction projects to the CIP.

Board of Education

The school construction portion of the Preliminary Recommended CIP accounts for approximately 50% of total dollars and is supported and constrained by three sources of revenue: Impact Fees, dedicated Local Income Tax collected, and State funding.

- *New Construction – Funding is included for the replacement of the Career and Technology Center.*
- *Modernizations - Funding is included for renovation of high school science rooms.*
- *Roof Replacements – Funding is included for roof replacements at Francis Scott Key High, Friendship Valley Elementary, Piney Ridge Elementary, South Carroll High, and Westminster High.*

Conservation and Open Space

This portion of the Preliminary Recommended CIP includes water resources and Agricultural Land Preservation.

- *Water – Funding is included for the reconstruction and structural maintenance of existing storm water management ponds, and remediation efforts to stay in compliance with our NPDES permit.*

- *Agricultural Land Preservation – Funding is included to continue efforts to permanently preserve farm land through easements. The county has accelerated easement purchases with the use of installment purchase agreements and has preserved more than 67,000 of the goal of 100,000 acres preserved.*

Public Works

The Public Works portion of the Preliminary Recommended CIP includes Roads and Bridges.

- *Pavement Management – The projects are included for mainline, low volume and neighborhood roads. Funding for mainline overlays includes the prior year overlay funds and funds for deep milling and patching for the next year's overlays.*
- *Market Street – Funding is included to extend the existing portion of Market Street from the intersection with MD 140 to Old Westminster Pike.*

Culture and Recreation

This portion of the Preliminary Recommended CIP provides for cultural facilities and for passive (i.e. natural park areas) and active (i.e. ballfields) recreational opportunities. The primary sources of funding for recreation projects are Impact Fees and Program Open Space (POS) grants.


- *Parks – Funding is included for construction of Westminster Veterans Memorial Park, resurfacing and/or replacement of tennis and basketball courts at Deer Park and Sandymount, trail construction including Gillis Falls Phase I, and improvements at Bark Hill Park, Union Mills Homestead, and the Sports Complex.*

General Government

This portion of the Preliminary Recommended CIP is all the projects that do not fall into one of the other five categories: Culture and Recreation, Public Works, Board of Education, Conservation and Open Space, and Enterprise Funds. Typically projects will be related to the Office of Public Safety, Carroll Community College, Carroll County Public Library, Sheriff's Office, and Senior Centers.

- *County Facilities – Funding is included for the renovation of the Army Reserve Building as a Sheriff headquarters.*

I hope this is helpful in acquainting you with the CIP and some of the issues as you prepare for your review. I will be available to offer further information and clarification as necessary.

A handwritten signature in blue ink, appearing to read 'Ted Zaleski', with a stylized flourish at the end.

Ted Zaleski

Director, Management and Budget

FY 17 – FY 22 CIP
Preliminary Recommended
Table of Contents

Board of County Commissioners

Board of County Commissioners Title Page1
Board of County Commissioners.....3
Appointed Officials.....4

Comparison of FY 17 – 22 Preliminary Recommended to Request

Comparison of Preliminary Recommended to Request Title Page5
Public Schools Comparison7
Conservation and Open Space Comparison.....9
Roads Comparison10
Bridges Comparison.....10
Culture and Recreation Comparison11
General Government Comparison12
Enterprise Funds – Airport, Fiber Network and Solid Waste14
Enterprise Fund – Utilities15

All Funds and Capital Budget Summary

Capital Budget Summary Title Page.....17
FY 15 – FY 17 All Funds Revenue Summary19
FY 15 – FY 17 All Funds Appropriations Summary.....20
FY 15 – FY 17 Capital Fund Revenues21
Capital Fund Revenues – Graph22
Capital Fund Revenues – Charts.....23
FY 15 – FY 17 Capital Fund Appropriations24
FY 15 – FY 17 Capital Fund Appropriations Expanded25
Capital Fund Appropriations – Graph.....26
Capital Fund Appropriations – Charts27
FY 17 Schedule of Reappropriations28
Community Investment Plan for Fiscal Year 17.....29

Budget Summary

Budget Summary Title Page31
FY 17 – FY 22 Community Investment Plan33

Public Schools

Public Schools Title Page41
Public Schools Overview43
FY 2017 Capital Improvement Program Budget Request44
FY 2018 – 2022 Capital Improvement Program Plan45
Ten Year Facilities Master Plan.....46
Public Schools Summary Page51

Career and Technology Center Replacement	52
High School Science Room Renovations	53
Francis Scott Key High Roof Replacement	54
Friendship Valley Elementary Roof Replacement	55
HVAC Improvements and Replacements	56
Paving	57
Piney Ridge Elementary Roof Replacement.....	58
Relocatable Classroom Removal	59
Roof Repairs	60
Roof Replacements	61
South Carroll High Roof Replacement	62
Transfer to Operating Budget for BOE Debt Service.....	63
Westminster High Electrical Equipment Replacement.....	64
Westminster High Roof Replacement	65

Conservation and Open Space

Conservation and Open Space Title Page.....	67
Conservation and Open Space Overview	69
Conservation and Open Space Summary Page.....	70
Agricultural Land Preservation.....	71
Environmental Compliance	72
Stormwater Facility Renovation	73
Watershed Assessment and Improvement (NPDES)	74

Public Works

Public Works Title Page	75
Public Works Overview	77

Roads

Roads Title Page	79
Roads Summary Page	81
Highway Safety Improvements.....	82
Johnsville Road Sidewalk.....	83
Market Street Extended.....	84
Pavement Management Program	85
Pavement Preservation.....	86
Ramp and Sidewalk Upgrades	87
Small Drainage Structures	88
Storm Drain Rehabilitation	89

Bridges

Bridges Title Page.....	91
Bridges Summary Page.....	93
Bear Run Road over Bear Branch.....	94
Bridge Inspection and Inventory.....	95
Bridge Maintenance and Structural Repairs	96
Cleaning and Painting of Existing Bridge Structural Steel.....	97
Gaither Road over South Branch Patasco River.....	98

Hollingsworth Road over Unnamed Tributary	99
Stone Chapel Road over Little Pipe Creek	100

Culture and Recreation

Culture and Recreation Title Page	101
Culture and Recreation Overview.....	103
Culture and Recreation Summary Page	104
Bark Hill Park Improvements	105
Bear Branch Nature Center Roof Replacement	106
Bear Branch Tot Lot	107
Community Self-Help Projects	108
Deer Park and Sandymount Court Resurfacing.....	109
Double Pipe Creek Boat Ramp.....	110
Gillis Falls Trail I.....	111
Northwest County Trail Acquisition.....	112
Park Restoration.....	113
Sports Complex Lighting.....	114
Sports Complex Overlay.....	115
Tot Lot Replacement.....	116
Town Fund.....	117
Union Mills Building Renovations	118
Union Mills Main House Renovations	119
Westminster Veterans Memorial Park	120

General Government

General Government Title Page.....	121
General Government Overview Page	123
General Government Summary Page.....	124
Army Reserve Renovation.....	125
Carroll Community College Systemic Renovations	126
County Building Systemic Renovations	127
County Phone System Replacement	128
County Technology.....	129
Courthouse Annex Renovation	130
Fleet Lift Replacements	131
Infrastructure Planning Studies.....	132
Library Technology Replacements	133
Parking Lot Overlays	134
Records Management.....	135

Enterprise Funds

Enterprise Funds Title Page	137
Enterprise Funds Overview Page.....	139

Airport Enterprise Fund

Airport Title Page	145
Airport Summary Page	147
Grounds and Maintenance Equipment.....	148

Fiber Network Enterprise Fund

Fiber Network Title Page.....	149
Fiber Network Summary Page.....	151
Equipment Replacement.....	152

Solid Waste Enterprise Fund

Solid Waste Title Page.....	153
Solid Waste Summary Page.....	155
Bark Hill Remediation and Maintenance.....	156
Hodges Remediation and Maintenance.....	157
Hoods Mill Remediation and Maintenance.....	158
Northern Landfill Remediation.....	159

Utilities Enterprise Fund

Utilities Title Page.....	161
Utilities Summary Page.....	163
Freedom District Relief Sewer No. 10 (Sykesville Interceptor).....	164
Hydrant Replacements.....	165
Patapsco Valley Pump Station Upgrade.....	166
Piney Run Pump Station Improvements.....	167
Pleasant Valley WWTP Rehabilitation.....	168
Roberts Field Pump Station Rehabilitation.....	169
Sewer Main Rehabilitation.....	170
Sewer Manhole Rehabilitation.....	171
South Carroll WWTP Rehabilitation.....	172
Standby Generator Replacement.....	173
Stone Manor Pump Station Rehabilitation.....	174
Tank Painting, Repair, and Rehabilitation.....	175
Town of Sykesville Streetscape Water and Sewer Upgrades.....	176
Town of Sykesville Water and Sewer Upgrades.....	177
Water Main Loops.....	178
Water Main Valve Replacements.....	179
Water Meters.....	180
Water Service Line Replacement.....	181
Water/Sewer Studies.....	182
Waters Edge Pump Station Rehabilitation.....	183
West Hampstead Collector Sewer Main Upgrade / Repair.....	184
Winfield Pump Station Upgrade.....	185

Glossary

Glossary Title Page.....	187
Glossary.....	189

Index

Index Title Page.....	191
Index.....	193

BOARD
OF
COUNTY
COMMISSIONERS

Board of County Commissioners



*Stephen A. Wantz
President
District 1*



*Richard C. Weaver
Vice President
District 2*



*Dennis E. Frazier
Secretary
District 3*



*Richard S. Rothschild
District 4*



*J. Douglas Howard
District 5*

Appointed Officials

*Roberta Windham
County Administrator*

*Robert M. Burk
Comptroller*

*Timothy C. Burke
County Attorney*

*Scott R. Campbell
Director of Public Safety*

*Jeff R. Degitz
Director of Recreation and Parks*

*Thomas S. Devilbiss
Director of Land and Resource Management*

*Kimberly L. Frock
Director of Human Resources*

*Philip R. Hager
Director of Comprehensive Planning*

*Christine Cambareri Kay
Director of Citizen Services*

*Jack Lyburn
Director of Economic Development*

*Mark Ripper
Director of Technology Services*

*Ted Zaleski, III
Director of Management and Budget*

COMPARISON
OF
REQUEST
TO
PRELIMINARY RECOMMENDED

Comparison of FY 17 - 22 CIP Preliminary Recommended to FY 17 - 22 CIP Request

PROJECT	PAGE	NOT INCLUDED	INCLUDED AS REQUESTED	INCLUDED WITH TIMING CHANGE	INCLUDED WITH DOLLAR CHANGE
Public Schools:					
Career and Technology Center Replacement	24			X	X
Cranberry Station Elementary Kindergarten Addition	25	X			
East Middle Modernization	26	X			
Friendship Valley Elementary Kindergarten and PRIDE Addition	27	X			
High School Science Room Renovations	28				X
Sandymount Elementary Kindergarten Addition	29	X			
Taneytown Elementary Kindergarten Addition	30	X			
West Middle Modernization	31	X			
Barrier Free Modifications	32	X			
Electrical System Upgrades	33	X			
Fire Alarm System Replacements	34	X			
Francis Scott Key High Roof Replacement	35		X		
Friendship Valley Elementary Roof Replacement	36			X	X
HVAC Improvements and Replacements	37				X
Paving	30				X
Piney Ridge Elementary Roof Replacement	39			X	X
Relocatable Classroom Removal	40		X		
Roof Repairs	41		X		X
Roof Replacements	42				X
Sandymount Elementary HVAC System Replacement	43	X			
South Carroll High Roof Replacement	44		X		
Technology Improvements	45	X			
Transfer to Operating Budget for BOE Debt Service	46				X
Westminster High Electrical Equipment Replacement	47				X

Comparison of FY 17 - 22 CIP Preliminary Recommended to FY 17 - 22 CIP Request

PROJECT	PAGE	NOT INCLUDED	INCLUDED AS REQUESTED	INCLUDED WITH TIMING CHANGE	INCLUDED WITH DOLLAR CHANGE
Westminster High Roof Replacement	48		X		
Window Replacements	49	X			

Comparison of FY 17 - 22 CIP Preliminary Recommended to FY 17 - 22 CIP Request

PROJECT	PAGE	NOT INCLUDED	INCLUDED AS REQUESTED	INCLUDED WITH TIMING CHANGE	INCLUDED WITH DOLLAR CHANGE
Conservation and Open Space:					
Agricultural Land Preservation	54				X
Environmental Compliance	55		X		
Stormwater Facility Renovation	56		X		
Watershed Assessment and Improvement (NPDES)	57				X

Comparison of FY 17 - 22 CIP Preliminary Recommended to FY 17 - 22 CIP Request

PROJECT	PAGE	NOT INCLUDED	INCLUDED AS REQUESTED	INCLUDED WITH TIMING CHANGE	INCLUDED WITH DOLLAR CHANGE
Roads:					
Dickenson Road Extension	64	X			
Highway Safety Improvements	65				X
Johnsville Road Sidewalk	66				X
Market Street Extended	67		X		
Meadow Branch Road Extended (MD 97 to Sullivan Road)	68	X			
Pavement Management Program	69				X
Pavement Preservation	70				X
Ramp and Sidewalk Upgrades	71				X
Small Drainage Structures	72		X		
Storm Drain Rehabilitation	73		X		
Traffic Calming	74	X			

Bridges:					
Bear Run Road over Bear Branch	78		X		
Bridge Inspection and Inventory	79				X
Bridge Maintenance and Structural Repairs	80		X		
Cleaning and Painting of Existing Bridge Structural Steel	81				X
Gaither Road over South Branch Patapsco River	82		X		
Hollingsworth Road over Unnamed Tributary	83		X		X
Stone Chapel Road over Little Pipe Creek	84		X		

Comparison of FY 17 - 22 CIP Preliminary Recommended to FY 17 - 22 CIP Request

PROJECT	PAGE	NOT INCLUDED	INCLUDED AS REQUESTED	INCLUDED WITH TIMING CHANGE	INCLUDED WITH DOLLAR CHANGE
Culture and Recreation:					
Bark Hill Park Improvements	88			X	X
Bear Branch Nature Center Roof Replacement	89		X		
Bear Branch Tot Lot	90			X	X
Cape Horn Basketball Court and Dog Park	91	X			
Community Self-Help Projects	92		X		
Deer Park and Sandymount Court Resurfacings	93		X		
Double Pipe Creek Boat Ramp	94			X	X
Gillis Falls Trail I	95			X	X
Gillis Falls Trail II	96	X			
Leister Park II	97	X			
Northwest County Trail Acquisition	98			X	
Park Restoration	99		X		
Quaker Hill Park	100	X			
Sports Complex Lighting	101			X	X
Sports Complex Overlay	102			X	X
Tot Lot Replacement	103		X		
Town Fund	104				X
Westminster Veterans Memorial Park	105				X
Union Mills Ongoing Restoration	106	X			
Union Mills Building Renovations	NEW				
Union Mills Main House Renovations	NEW				

Comparison of FY 17 - 22 CIP Preliminary Recommended to FY 17 - 22 CIP Request

PROJECT	PAGE	NOT INCLUDED	INCLUDED AS REQUESTED	INCLUDED WITH TIMING CHANGE	INCLUDED WITH DOLLAR CHANGE
General Government:					
Army Reserve Renovation	110		X		
Bark Hill Additional Storage Shed	111	X			
Cape Horn Salt Storage Facility	112	X			
Carroll Community College Facility Improvements	113	X			
Carroll Community College Systemic Renovations	114			X	X
Carroll Community College Technology Improvements	115	X			
Communications Equipment	116	X			
County Building Systemic Renovations	117			X	X
County Phone System Replacement	118		X		
County Technology	119				X
Courthouse Annex Addition	120	X			
Courthouse Annex Renovation	121				X
Eldersburg Library Branch Renovation and Expansion	122	X			
Fleet Lift Replacements	123			X	X
Infrastructure Planning Studies	124	X			
Library Technology Replacements	125				X
Maintenance Center Septage Upgrade	126	X			
Maintenance Center Vehicle and Equipment Parking	127	X			
Minimum Security Facility	128	X			
Multiservice Center Central Air Conditioning	129	X			
Parking Lot Overlays	130		X		
Permits and Inspections Office Renovation	131	X			
Public Safety Emergency Crisis Management	132	X			

Comparison of FY 17 - 22 CIP Preliminary Recommended to FY 17 - 22 CIP Request

PROJECT	PAGE	NOT INCLUDED	INCLUDED AS REQUESTED	INCLUDED WITH TIMING CHANGE	INCLUDED WITH DOLLAR CHANGE
Public Safety Training Center Phases	133	X			
Records Management	134	X			
Taneytown Senior Center Renovation	135	X			
Transportation Building Addition	136	X			
Vehicle Parking Storage	137	X			
Westminster Library Branch Basement Improvements	138	X			
Westminster Senior Center Curb Improvements	139	X			
Westminster Senior Center Improvements	140	X			

Comparison of FY 17 - 22 CIP Preliminary Recommended to FY 17 - 22 CIP Request

PROJECT	PAGE	NOT INCLUDED	INCLUDED AS REQUESTED	INCLUDED WITH TIMING CHANGE	INCLUDED WITH DOLLAR CHANGE
ENTERPRISE FUNDS:					
Airport:					
Grounds and Maintenance Equipment	150		X		

Fiber Enterprise:					
Equipment Replacement	154		X		

Solid Waste:					
Bark Hill Remediation and Maintenance	158		X		
Hodges Remediation and Maintenance	159		X		
Hoods Mill Remediation and Maintenance	160		X		
Northern Landfill Additional Scale	161	X			
Northern Landfill Remediation	162		X		

Comparison of FY 17 - 22 CIP Preliminary Recommended to FY 17 - 22 CIP Request

PROJECT	PAGE	NOT INCLUDED	INCLUDED AS REQUESTED	INCLUDED WITH TIMING CHANGE	INCLUDED WITH DOLLAR CHANGE
Utilities:					
Fiber Optic Line Network	166	X			
Freedom District Relief Sewer No. 2	167	X			
Freedom District Relief Sewer No. 4 (Snowden's Creek)	168	X			
Freedom District Relief Sewer No.10 (Sykesville Interceptor)	169				X
Freedom WWTP Capacity Expansion	170	X			
Greenmount Infrastructure	171	X			
Hampstead WWTP Capacity Expansion	172	X			
Hydrant Replacements	173		X		
Patapsco Valley Pump Station Upgrade	174		X		
Piney Run Station Improvements	175				X
Pleasant Valley WWTP Rehabilitation	176				X
Roberts Field Pump Station Rehab	177				X
Sewer Main Rehabilitation	178		X		
Sewer Manhole Rehabilitation	179		X		
Shiloh Pump Station Upgrade	181	X			
South Carroll WWTP Rehabilitation	180				X
Standby Generator Replacements	182				X
Stone Manor Pump Station Rehabilitation	183				X
Tank Painting, Repair and Rehabilitation	184				X
Town of Sykesville Streetscape Water and Sewer Upgrades	185			X	X

Comparison of FY 17 - 22 CIP Preliminary Recommended to FY 17 - 22 CIP Request

PROJECT	PAGE	NOT INCLUDED	INCLUDED AS REQUESTED	INCLUDED WITH TIMING CHANGE	INCLUDED WITH DOLLAR CHANGE
Town of Sykesville Water and Sewer Upgrades	186			X	
Water Main Loops	187				X
Water Main Valve Replacements	188				X
Water Meters	189				X
Water Service Line Replacement	190				X
Water/Sewer Studies	191		X		
Waters Edge Pump Station Rehabilitation	192				X
West Hampstead Collector Sewer Main Upgrade/Repair	193		X		
Winfield Pump Station Upgrade	194			X	X

ALL FUNDS AND
CAPITAL BUDGET
SUMMARY

FY 15 - FY 17 All Funds Revenue Summary

Revenue Source	Fiscal Year			\$ Change FY 16 to FY 17
	2015 Budget	2016 Budget	2017 Budget	
Capital Fund				
Local	\$41,694,977	\$45,951,313	\$43,448,361	(\$2,502,952)
State	6,499,500	5,756,158	7,927,030	2,170,872
Federal	0	160,000	0	(160,000)
Other	116,000	516,000	1,126,565	610,565
Total Capital Fund Sources	\$48,310,477	\$52,383,471	\$52,501,956	\$118,485
Airport Enterprise Fund				
Local-Enterprise Fund	\$48,025,000	\$25,000	\$25,000	\$0
Total Airport Enterprise Fund Sources	\$48,025,000	\$25,000	\$25,000	\$0
Fiber Enterprise Fund				
Local-Enterprise Fund	\$800,000	\$0	\$0	\$0
Total Fiber Enterprise Fund Sources	\$800,000	\$0	\$0	\$0
Solid Waste Enterprise Fund				
Local-Enterprise Fund	\$745,000	\$545,000	\$105,000	(\$440,000)
Total Solid Waste Enterprise Fund Sources	\$745,000	\$545,000	\$105,000	(\$440,000)
Utilities Enterprise Fund				
Local-Enterprise Fund	\$6,551,850	\$21,224,000	\$6,191,250	(\$15,032,750)
Total Utilities Enterprise Fund Sources	\$6,551,850	\$21,224,000	\$6,191,250	(\$15,032,750)
Septage Enterprise Fund				
Local-Enterprise Fund	\$1,340,000	\$0	\$0	\$0
Total Septage Enterprise Fund Sources	\$1,340,000	\$0	\$0	\$0
Total Revenues	\$105,772,327	\$74,177,471	\$58,823,206	(\$15,354,265)

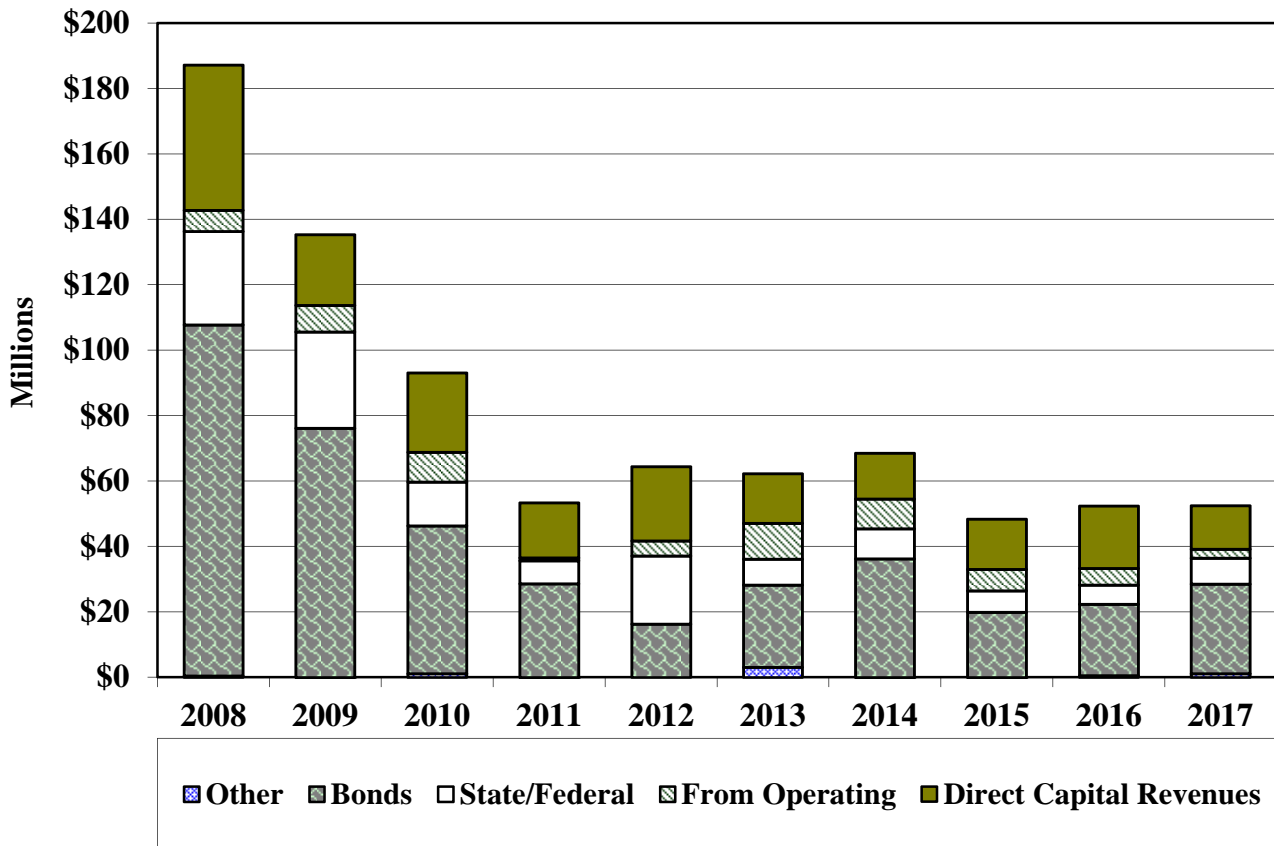
FY 15 - FY 17 All Funds Appropriations Summary

Appropriation Area	Fiscal Year			\$ Change FY 16 to FY 17
	2015 Budget	2016 Budget	2017 Budget	
Capital Fund	\$48,310,477	\$52,383,471	\$52,501,956	\$118,485
Airport Enterprise Fund	48,025,000	25,000	25,000	0
Fiber Enterprise Fund	800,000	0	0	0
Solid Waste Enterprise Fund	745,000	545,000	105,000	(440,000)
Utilities Enterprise Fund	6,551,850	21,224,000	6,191,250	(15,032,750)
Septage Enterprise Fund	1,340,000	0	0	0
Total Appropriations	\$105,772,327	\$74,177,471	\$58,823,206	(\$15,354,265)

FY 15 - FY 17 Capital Fund Revenues

Revenue Source	Fiscal Year			\$ Change FY 16 to FY 17
	2015 Budget	2016 Budget	2017 Budget	
Local				
Transfer from General Fund	\$5,670,887	\$3,136,950	\$1,795,206	(\$1,341,744)
Local Income Tax	13,488,119	12,568,090	12,313,410	(254,680)
Property Tax	0	727,220	806,500	79,280
Bonds	9,672,746	15,898,480	27,297,604	11,399,124
Non-Cash Notes	0	4,536,851	0	(4,536,851)
Reallocated Bonds	10,131,050	5,900,712	56,024	(5,844,688)
Reallocated General Fund Transfer	936,004	1,932,965	929,617	(1,003,348)
Land Sales	225,000	336,919	0	(336,919)
Reallocated Property Tax	1,223,171	38,126	0	(38,126)
Impact Fee - Parks	318,000	450,000	220,000	(230,000)
Ag Transfer Tax	30,000	425,000	30,000	(395,000)
LOCAL TOTAL	\$41,694,977	\$45,951,313	\$43,448,361	(\$2,502,952)
State				
Highway Administration	\$192,700	\$176,000	\$176,000	\$0
School Construction	3,915,000	2,276,000	6,190,695	3,914,695
Agriculture Preservation (MALPF)	1,250,000	500,000	0	(500,000)
Highway User Revenue	1,050,000	1,206,008	1,110,000	(96,008)
Program Open Space	91,800	1,598,150	450,335	(1,147,815)
STATE TOTAL	\$6,499,500	\$5,756,158	\$7,927,030	\$2,170,872
Federal				
Federal Highway/Bridge	\$0	\$160,000	\$0	(\$160,000)
FEDERAL TOTAL	\$0	\$160,000	\$0	(\$160,000)
Other				
Municipal	\$0	\$516,000	\$871,000	\$355,000
Grants	16,000	0	255,565	255,565
Reallocated Developer Contribution	100,000	0	0	0
OTHER TOTAL	\$116,000	\$516,000	\$1,126,565	\$610,565
TOTAL REVENUES	\$48,310,477	\$52,383,471	\$52,501,956	\$118,485

Capital Fund Revenues



This chart shows the capital budget by revenue source for fiscal years 2008 to 2017.

From Operating includes current and prior year revenues from local sources transferred to the Capital Fund, including transfers from the General Fund and reallocated General Fund transfers.

State and Federal includes funds from sources such as the State School Construction Program, Program Open Space, Highway User Revenue, Rural Legacy Grants, State Agricultural Preservation (MALPF), and State Highway Administration.

Bonds include new and reallocated general obligation bonds.

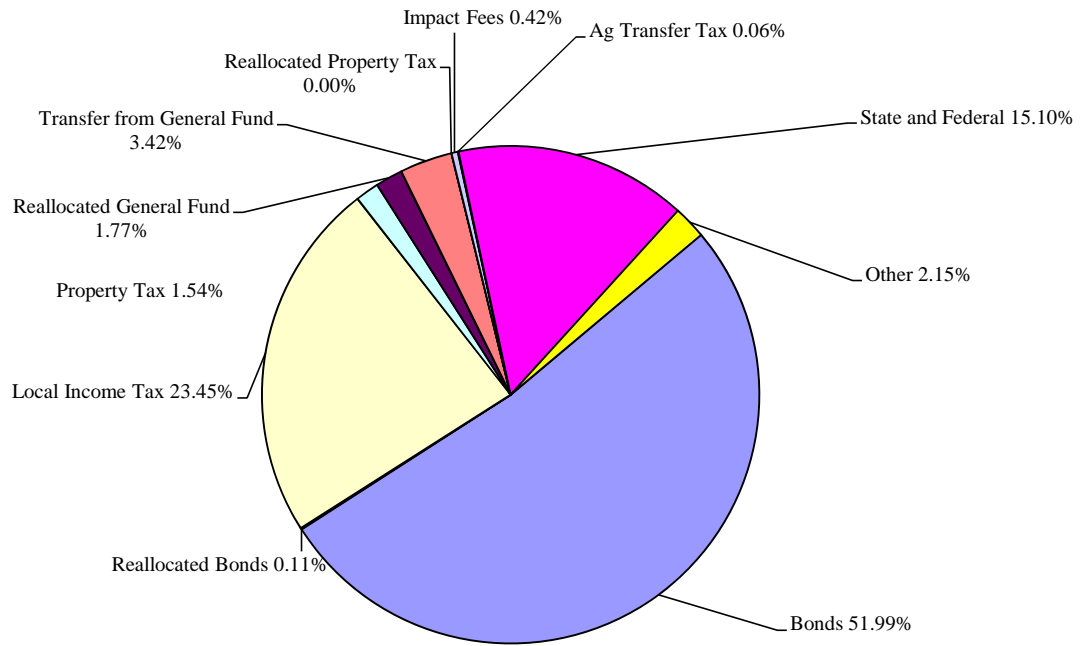
Direct Capital Revenues include funds earmarked by the Commissioners for use in the Capital Fund. These revenues are appropriated directly to the Capital Fund rather than being transferred from the General Fund. While generally 9.09%, in FY 17, 7.1% of Local Income Tax collected is appropriated for school construction. Approximately 2.25% of Real Property tax is dedicated to agricultural preservation. In Fiscal Year 2008 an additional \$19 million in Real Property Tax was appropriated directly to the Capital Fund.

Other consists of revenues such as grants, developer contributions, and private, municipal, and community contributions.

Capital Fund Revenues

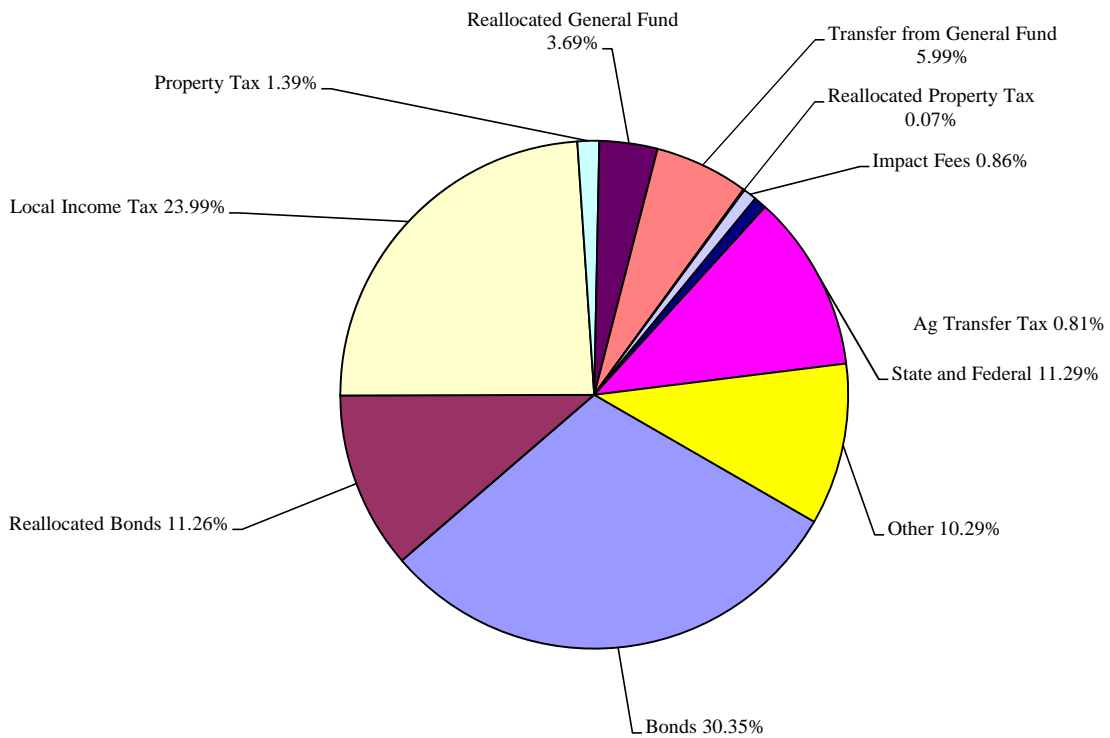
Fiscal Year 2017 Budget

\$52,501,956



Fiscal Year 2016 Budget

\$52,383,471



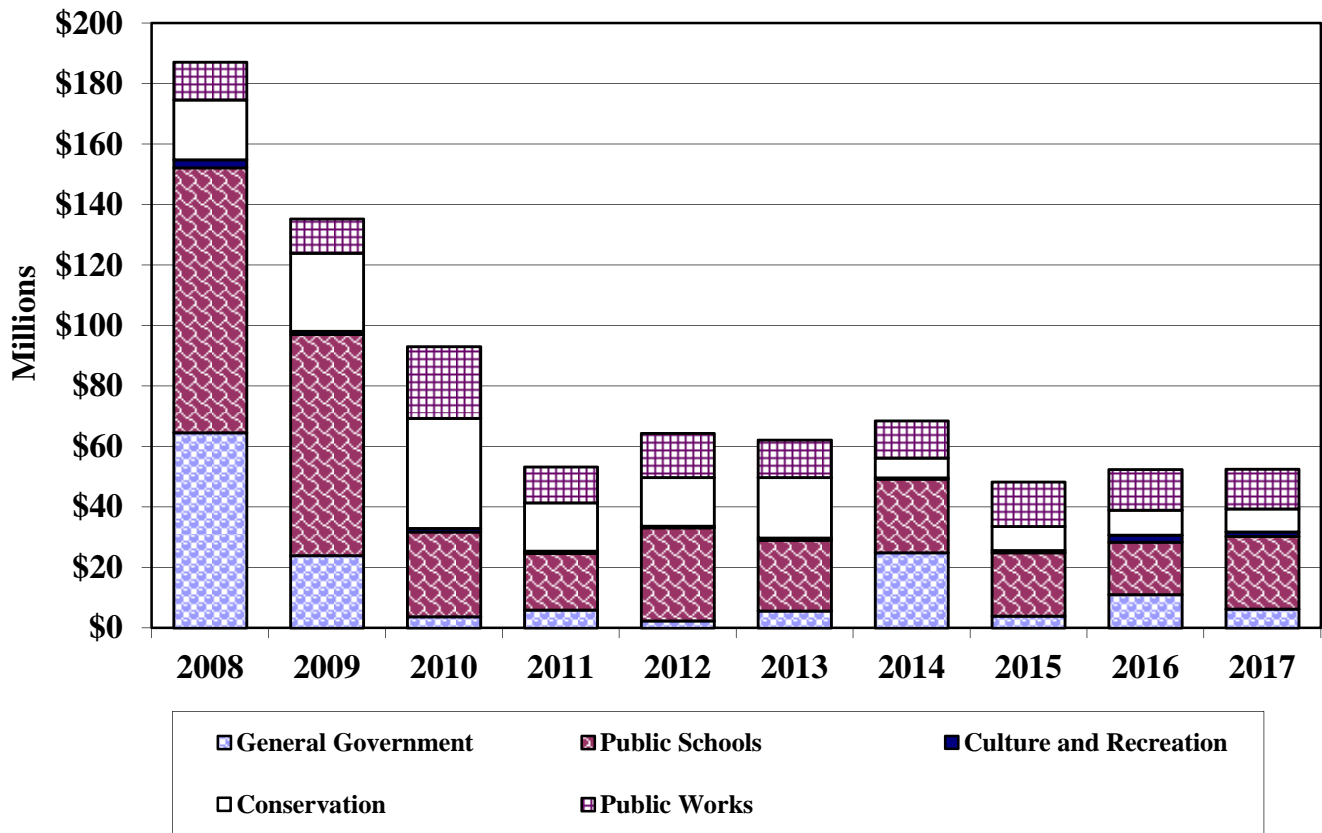
FY 15 - FY 17 Capital Fund Appropriations

Appropriation Area	Fiscal Year			\$ Change FY 16 to FY 17
	2015 Budget	2016 Budget	2017 Budget	
Public Schools	\$20,886,119	\$17,338,090	\$24,099,860	\$6,761,770
Conservation and Open Space	7,921,300	8,256,520	7,644,090	(612,430)
Public Works	14,744,200	13,412,545	13,093,456	(319,089)
Culture and Recreation	762,600	2,307,793	1,397,350	(910,443)
General Government	3,996,258	11,068,523	6,267,200	(4,801,323)
Total Appropriations	\$48,310,477	\$52,383,471	\$52,501,956	\$118,485

FY 15 - FY 17 Capital Fund Appropriations

Appropriation Area	Fiscal Year			\$ Change FY 16 to FY 17
	2015 Budget	2016 Budget	2017 Budget	
<u>Public Schools</u>	\$20,886,119	\$17,338,090	\$24,099,860	\$6,761,770
<u>Conservation and Open Space</u>	\$7,921,300	\$8,256,520	\$7,644,090	(\$612,430)
<u>Public Works</u>				
Roads	\$14,465,000	\$12,670,245	\$12,802,256	\$132,011
Bridges	279,200	742,300	291,200	(451,100)
Public Works Total	\$14,744,200	\$13,412,545	\$13,093,456	(\$319,089)
<u>Culture and Recreation</u>	\$762,600	\$2,307,793	\$1,397,350	(\$910,443)
<u>General Government</u>				
County Facilities	\$3,005,458	\$10,218,523	\$1,834,800	(\$8,383,723)
Criminal Justice/Public Safety	0	260,000	4,232,400	3,972,400
Carroll Community College	820,000	300,000	100,000	(200,000)
Libraries/Senior Centers	170,800	290,000	100,000	(190,000)
General Government Total	\$3,996,258	\$11,068,523	\$6,267,200	(\$4,801,323)
Total Appropriations	\$48,310,477	\$52,383,471	\$52,501,956	\$118,485

Capital Fund Appropriations



This chart shows appropriations to the five principal aggregations in the Capital Budget for Fiscal Years 2008 through 2017.

Public Schools includes school construction, renovation, and modernization projects.

Conservation includes agricultural preservation and easement programs, NPDES compliance projects, water development, acquisition of property for other County uses, which may include future roadway easements and public facilities.

Public Works includes projects for the maintenance and construction of roads and bridges.

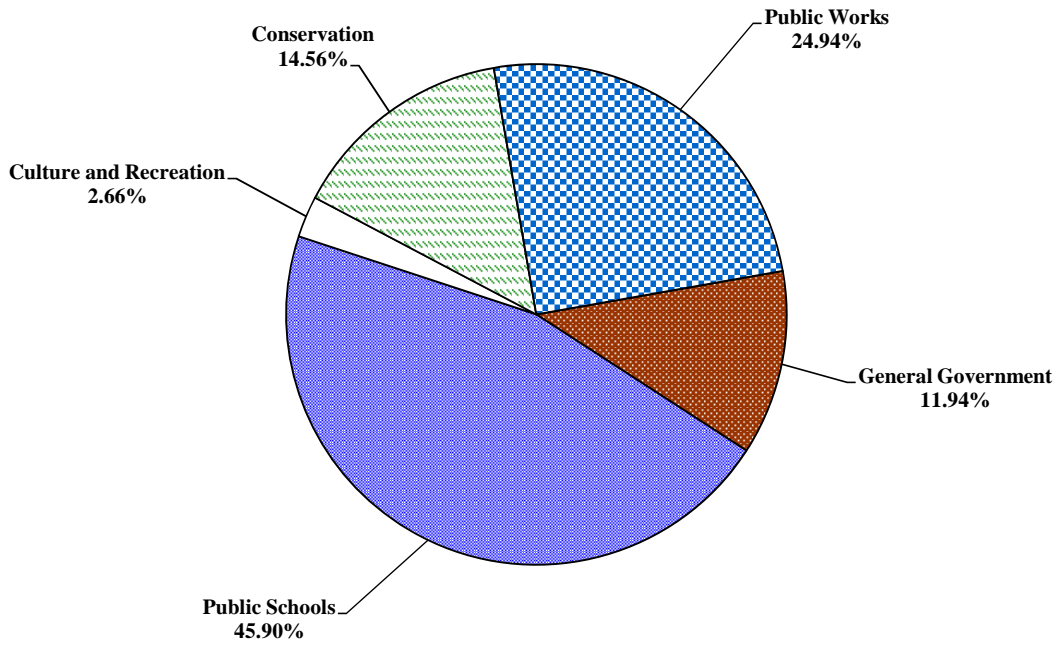
Culture and Recreation includes the purchase of land for parks, development of parks, ballfields, Self-Help projects, park restoration and Union Mills Homestead.

General Government includes County buildings, Public Safety, Community College, County Technology and Carroll County Public Library projects.

Capital Fund Appropriations

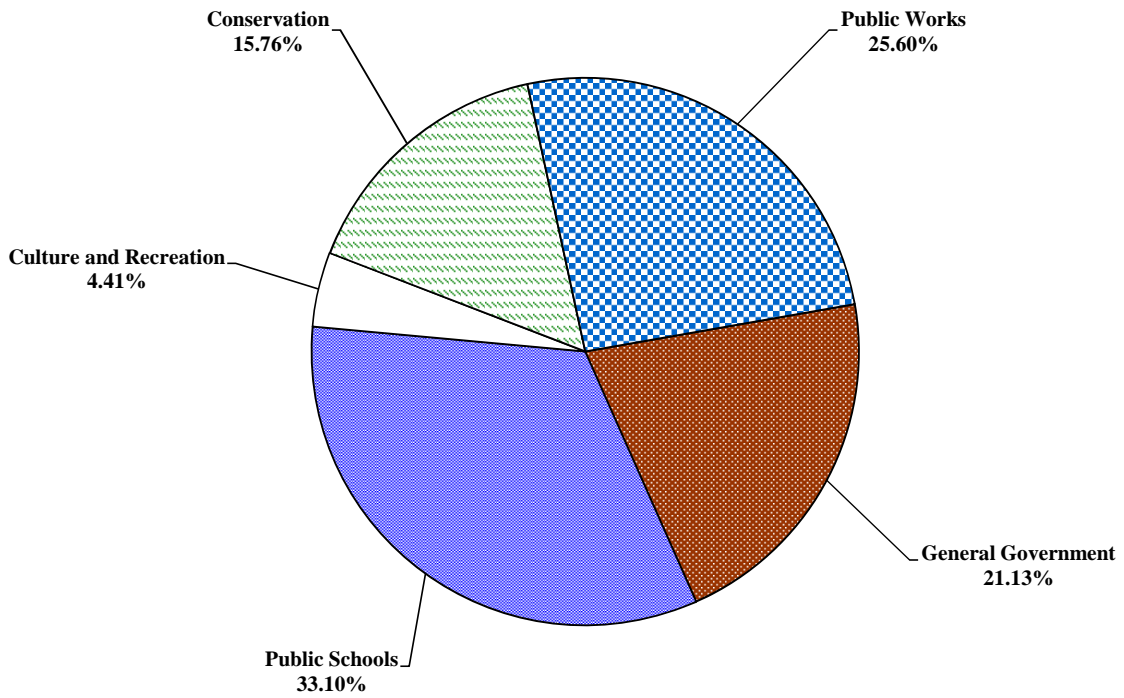
Fiscal Year 2017 Budget

\$52,501,956



Fiscal Year 2016 Budget

\$52,383,471



**COMMUNITY INVESTMENT PLAN - Schedule of Reappropriations
Fiscal Year 2017**

Reappropriations may occur when there are unspent budgeted funds from a completed or cancelled project or when there is an unallocated project that holds funds for a future use.

Capital Fund

Project		Amount/Source		
From	To	Current	Bonds	Other
8508 Road Improvements - Challedon Circle	FY 17 Pavement Management Program		\$56,024.43	
8440 Pavement Management Program	FY 17 Pavement Management Program	\$400,000.00		
8474 Pavement Management Program	FY 17 Pavement Management Program	529,617.49		
		\$929,617.49	\$56,024.43	\$0.00

Community Investment Plan for FISCAL YEAR 2017

	Total 2017	Source of Funding			
		Other	Local Bonds	State	Federal and Other
PUBLIC SCHOOLS					
Francis Scott Key High Roof Replacement	\$3,818,000	\$0	\$1,844,000	\$1,974,000	\$0
Friendship Valley Elementary Roof Replacement	112,000	0	112,000	0	0
Paving	500,000	500,000	0	0	0
Piney Ridge Elementary Roof Replacement	79,000	0	79,000	0	0
Relocatable Classroom Removal	165,000	165,000	0	0	0
South Carroll High Roof Replacement	3,999,450	0	1,779,755	2,219,695	0
Transfer to Operating Budget for BOE Debt Service	11,588,410	11,588,410	0	0	0
Westminster High Electrical Equipment Replacement	60,000	60,000	0	0	0
Westminster High Roof Replacement	3,778,000	0	1,781,000	1,997,000	0
PUBLIC SCHOOLS TOTAL	\$24,099,860	\$12,313,410	\$5,595,755	\$6,190,695	\$0
CONSERVATION AND OPEN SPACE					
Agricultural Land Preservation	\$2,169,800	\$836,500	\$1,333,300	\$0	\$0
Environmental Compliance	75,000	37,500	37,500	0	0
Stormwater Facility Renovation	331,500	0	331,500	0	0
Watershed Assessment and Improvement (NPDES)	5,067,790	0	4,196,790	0	871,000
CONSERVATION AND OPEN SPACE TOTAL	\$7,644,090	\$874,000	\$5,899,090	\$0	\$871,000
PUBLIC WORKS					
- ROADS -					
Highway Safety Improvements	\$30,000	\$0	\$0	\$30,000	\$0
Johnsville Road Sidewalk	290,256	34,691	0	255,565	0
Market Street Extended	63,000	0	63,000	0	0
Pavement Management Program	11,180,000	929,617	10,074,383	176,000	0
Pavement Preservation	1,080,000	0	0	1,080,000	0
Ramp and Sidewalk Upgrades	75,000	0	75,000	0	0
Small Drainage Structures	84,000	0	84,000	0	0
	\$12,802,256	\$964,308	\$10,296,383	\$1,541,565	\$0
- BRIDGES -					
Bridge Inspection and Inventory	\$38,000	\$38,000	\$0	\$0	\$0
Bridge Maintenance and Structural Repairs	53,200	53,200	0	0	0
Hollingsworth Road over Unnamed Tributary	200,000	0	200,000	0	0
	\$291,200	\$91,200	\$200,000	\$0	\$0
PUBLIC WORKS TOTAL	\$13,093,456	\$1,055,508	\$10,496,383	\$1,541,565	\$0
CULTURE AND RECREATION					
Community Self-Help Projects	\$74,000	\$74,000	\$0	\$0	\$0
Deer Park and Sandymount Court Resurfacings	223,150	22,315	0	200,835	0
Park Restoration	109,600	109,600	0	0	0
Tot Lot Replacement	55,000	5,500	0	49,500	0
Town Fund	5,600	5,600	0	0	0
Union Mills Main House Renovations	510,000	180,000	330,000	0	0
Westminster Veterans Memorial Park	420,000	220,000	0	200,000	0
CULTURE AND RECREATION TOTAL	\$1,397,350	\$617,015	\$330,000	\$450,335	\$0
GENERAL GOVERNMENT					
Army Reserve Renovation	\$4,200,000	\$0	\$4,200,000	\$0	\$0
Carroll Community College Systemic Renovations	100,000	0	100,000	0	0
County Building Systemic Renovation	700,000	0	700,000	0	0
County Phone System Replacement	300,000	300,000	0	0	0
County Technology	700,000	700,000	0	0	0
Courthouse Annex Renovation	32,400	0	32,400	0	0
Infrastructure Planning Studies	30,000	30,000	0	0	0
Library Technology Replacements	100,000	100,000	0	0	0
Parking Lot Overlays	79,000	79,000	0	0	0
Records Management	25,800	25,800	0	0	0
GENERAL GOVERNMENT TOTAL	\$6,267,200	\$1,234,800	\$5,032,400	\$0	\$0
GRAND TOTAL	\$52,501,956	\$16,094,733	\$27,353,628	\$8,182,595	\$871,000

BUDGET SUMMARY

COMMUNITY INVESTMENT PLAN FOR FISCAL YEARS 2017 TO 2022

	Fiscal Year						Prior Allocation	Balance to Complete	Total Project Cost
	2017	2018	2019	2020	2021	2022			
PUBLIC SCHOOLS:									
<u>New Construction, Additions, Modernizations</u>									
Career and Technology Center Replacement	\$0	\$65,000	\$4,000,000	\$55,100,000	\$0	\$0	\$0	\$0	\$59,165,000
High School Science Room Renovations	0	1,740,000	1,820,000	0	0	0	0	0	3,560,000
New Construction, Additions, Modernizations Total	\$0	\$1,805,000	\$5,820,000	\$55,100,000	\$0	\$0	\$0	\$0	\$62,725,000
<u>Other Projects Total</u>									
Francis Scott Key High Roof Replacement	\$3,818,000	\$0	\$0	\$0	\$0	\$0	\$0	\$0	\$3,818,000
Friendship Valley Elementary Roof Replacement	112,000	1,602,300	0	0	0	0	0	0	1,714,300
HVAC Improvements and Replacements	0	340,000	5,100,000	6,700,000	6,600,000	665,000	0	0	19,405,000
Paving	500,000	550,000	600,000	650,000	700,000	750,000	0	0	3,750,000
Piney Ridge Elementary Roof Replacement	79,000	1,127,700	0	0	0	0	0	0	1,206,700
Relocatable Classroom Removal	165,000	0	175,000	0	185,000	0	160,000	0	685,000
Roof Repairs	0	170,000	0	180,000	0	190,000	0	0	540,000
Roof Replacements	0	250,000	3,600,000	4,100,000	2,500,000	2,500,000	0	0	12,950,000
South Carroll High Roof Replacement	3,999,450	0	0	0	0	0	283,000	0	4,282,450
Transfer to Operating Budget for BOE Debt Service	11,588,410	11,064,790	10,711,500	10,539,800	11,907,200	13,497,930	0	0	69,309,630
Westminster High Electrical Equipment Replacement	60,000	100,000	900,000	0	0	0	0	0	1,060,000
Westminster High Roof Replacement	3,778,000	0	0	0	0	0	264,000	0	4,042,000
Other Projects Total	\$24,099,860	\$15,204,790	\$21,086,500	\$22,169,800	\$21,892,200	\$17,602,930	\$707,000	\$0	\$122,763,080
PUBLIC SCHOOLS TOTAL	\$24,099,860	\$17,009,790	\$26,906,500	\$77,269,800	\$21,892,200	\$17,602,930	\$707,000	\$0	\$185,488,080
SOURCES OF FUNDING:									
Local Income Tax	\$12,313,410	\$11,849,790	\$11,486,500	\$11,369,800	\$12,792,200	\$14,437,930	\$160,000	\$0	\$74,409,630
Bonds	5,595,755	2,779,850	9,519,000	31,968,000	4,100,000	1,865,000	547,000	0	56,374,605
State	6,190,695	2,380,150	5,901,000	33,932,000	5,000,000	1,300,000	0	0	54,703,845
PUBLIC SCHOOLS TOTAL	\$24,099,860	\$17,009,790	\$26,906,500	\$77,269,800	\$21,892,200	\$17,602,930	\$707,000	\$0	\$185,488,080

COMMUNITY INVESTMENT PLAN FOR FISCAL YEARS 2017 TO 2022

	2017	2018	2019	2020	2021	2022	Prior Allocation	Balance to Complete	Total Project Cost
CONSERVATION AND OPEN SPACE:									
Agricultural Land Preservation	\$2,169,800	\$5,163,700	\$4,210,000	\$5,361,300	\$4,448,300	\$5,511,100	\$0	\$0	\$26,864,200
Environmental Compliance	75,000	75,000	75,000	75,000	75,000	75,000	0	0	450,000
Stormwater Facility Renovation	331,500	331,500	331,500	331,500	331,500	331,500	0	0	1,989,000
Watershed Assessment and Improvement (NPDES)	5,067,790	4,445,770	3,405,000	2,260,000	3,010,000	3,010,000	0	0	21,198,560
CONSERVATION AND OPEN SPACE TOTAL	\$7,644,090	\$10,015,970	\$8,021,500	\$8,027,800	\$7,864,800	\$8,927,600	\$0	\$0	\$50,501,760
SOURCES OF FUNDING:									
Transfer from General Fund	\$37,500	\$37,500	\$37,500	\$37,500	\$37,500	\$37,500	\$0	\$0	\$225,000
Property Tax	806,500	2,800,400	2,846,700	2,998,000	3,085,000	3,147,800	0	0	15,684,400
Bonds	5,899,090	5,742,670	4,649,300	3,738,700	4,712,300	4,712,300	0	0	29,454,360
Ag Transfer Tax	30,000	30,000	30,000	30,000	30,000	30,000	0	0	180,000
Ag. Preservation (MALPF)	0	1,000,000	0	1,000,000	0	1,000,000	0	0	3,000,000
Municipal	871,000	405,400	458,000	223,600	0	0	0	0	1,958,000
CONSERVATION AND OPEN SPACE TOTAL	\$7,644,090	\$10,015,970	\$8,021,500	\$8,027,800	\$7,864,800	\$8,927,600	\$0	\$0	\$50,501,760

COMMUNITY INVESTMENT PLAN FOR FISCAL YEARS 2017 TO 2022

	2017	2018	2019	2020	2021	2022	Prior Allocation	Balance to Complete	Total Project Cost
ROADS:									
Highway Safety Improvements	\$30,000	\$30,000	\$30,000	\$30,000	\$30,000	\$30,000	\$0	\$0	\$180,000
Johnsville Road Sidewalk	290,256	0	0	0	0	0	29,200	0	319,456
Market Street Extended	63,000	0	861,900	0	0	0	1,208,005	0	2,132,905
Pavement Management Program	11,180,000	11,685,000	12,210,000	12,660,000	13,120,000	13,770,000	0	0	74,625,000
Pavement Preservation	1,080,000	1,130,000	1,220,000	1,250,000	1,350,000	1,380,000	0	0	7,410,000
Ramp and Sidewalk Upgrades	75,000	75,000	75,000	75,000	75,000	75,000	0	0	450,000
Small Drainage Structures	84,000	87,000	90,000	93,000	95,000	98,000	0	0	547,000
Storm Drain Rehabilitation	0	0	180,000	180,000	180,000	300,000	0	0	840,000
ROADS TOTAL	\$12,802,256	\$13,007,000	\$14,666,900	\$14,288,000	\$14,850,000	\$15,653,000	\$1,237,205	\$0	\$86,504,361
SOURCES OF FUNDING:									
Transfer from General Fund	\$34,691	\$850,000	\$1,120,000	\$1,150,000	\$1,250,000	\$1,150,000	\$22,045	\$0	\$5,576,736
Property Tax	0	0	0	0	0	0	758,005	0	758,005
Bonds	10,240,359	10,871,000	12,260,900	11,852,000	12,314,000	13,217,000	457,155	0	71,212,414
Reallocated Bonds	56,024	0	0	0	0	0	0	0	56,024
Reallocated GF Transfer	929,617	0	0	0	0	0	0	0	929,617
Highway Administration	176,000	176,000	176,000	176,000	176,000	176,000	0	0	1,056,000
Highway User Revenue	1,110,000	1,110,000	1,110,000	1,110,000	1,110,000	1,110,000	0	0	6,660,000
Grants (MDE, CDBG)	255,565	0	0	0	0	0	0	0	255,565
ROADS TOTAL	\$12,802,256	\$13,007,000	\$14,666,900	\$14,288,000	\$14,850,000	\$15,653,000	\$1,237,205	\$0	\$86,504,361

COMMUNITY INVESTMENT PLAN FOR FISCAL YEARS 2017 TO 2022

	2017	2018	2019	2020	2021	2022	Prior Allocation	Balance to Complete	Total Project Cost
BRIDGES:									
Bear Run Road over Bear Branch	\$0	\$0	\$0	\$0	\$240,000	\$0	\$0	\$1,300,000	\$1,540,000
Bridge Inspection and Inventory	38,000	40,000	42,000	44,000	46,000	48,000	0	0	258,000
Bridge Maintenance and Structural Repairs	53,200	55,900	58,700	61,600	64,700	68,000	0	0	362,100
Cleaning and Painting of Existing Bridge Structural Steel	0	84,700	87,700	92,100	96,800	100,200	0	0	461,500
Gaither Road over South Branch Patapsco River	0	230,000	0	1,898,000	0	0	0	0	2,128,000
Hollingsworth Road over Unnamed Tributary	200,000	0	587,000	0	0	0	0	0	787,000
Stone Chapel Road over Little Pipe Creek	0	709,000	0	0	0	0	207,000	0	916,000
BRIDGES TOTAL	\$291,200	\$1,119,600	\$775,400	\$2,095,700	\$447,500	\$216,200	\$207,000	\$1,300,000	\$6,452,600
SOURCES OF FUNDING:									
Transfer from General Fund	\$91,200	\$180,600	\$188,400	\$197,700	\$207,500	\$216,200	\$0	\$0	\$1,081,600
Bonds	200,000	187,800	587,000	443,600	48,000	0	47,000	260,000	1,773,400
Federal Highway/Bridge	0	751,200	0	1,454,400	192,000	0	160,000	1,040,000	3,597,600
BRIDGES TOTAL	\$291,200	\$1,119,600	\$775,400	\$2,095,700	\$447,500	\$216,200	\$207,000	\$1,300,000	\$6,452,600

COMMUNITY INVESTMENT PLAN FOR FISCAL YEARS 2017 TO 2022

	2017	2018	2019	2020	2021	2022	Prior Allocation	Balance to Complete	Total Project Cost
CULTURE AND RECREATION:									
Bark Hill Park Improvements	\$0	\$0	\$500,000	\$0	\$0	\$0	\$0	\$0	\$500,000
Bear Branch Nature Center Roof Replacement	0	0	0	0	0	287,000	0	0	287,000
Bear Branch Tot Lot	0	119,000	0	0	0	0	0	0	119,000
Community Self-Help Projects	74,000	76,000	78,000	80,000	82,000	84,000	0	0	474,000
Deer Park and Sandymount Court Resurfacings	223,150	0	0	0	0	0	0	0	223,150
Double Pipe Creek Boat Ramp	0	0	0	182,000	0	0	0	0	182,000
Gillis Falls Trail I	0	0	0	0	470,500	0	0	0	470,500
Northwest County Trail Acquisition	0	0	0	0	200,000	0	0	0	200,000
Park Restoration	109,600	113,400	117,200	121,200	125,300	129,500	0	0	716,200
Sports Complex Lighting	0	0	0	370,000	320,000	523,500	0	0	1,213,500
Sports Complex Overlay	0	244,000	0	0	0	0	0	0	244,000
Tot Lot Replacement	55,000	57,750	60,650	63,670	66,850	70,200	0	0	374,120
Town Fund	5,600	6,200	12,200	12,800	13,300	13,800	0	0	63,900
Union Mills Buildings Renovations	0	150,000	0	0	0	0	0	0	150,000
Union Mills Main House Renovations	510,000	0	0	0	0	0	0	0	510,000
Westminster Veterans Memorial Park	420,000	0	500,000	0	0	0	3,407,596	0	4,327,596
CULTURE AND RECREATION TOTAL	\$1,397,350	\$766,350	\$1,268,050	\$829,670	\$1,277,950	\$1,108,000	\$3,407,596	\$0	\$10,054,966
SOURCES OF FUNDING:									
33 Transfer from General Fund	\$397,015	\$225,775	\$213,465	\$257,367	\$227,285	\$263,020	\$100	\$0	\$1,584,027
36 Bonds	330,000	150,000	0	0	0	0	80,168	0	560,168
45 Impact Fee - Parks	220,000	60,000	349,000	90,000	330,000	130,000	605,000	0	1,784,000
69 Program Open Space	450,335	330,575	705,585	482,303	720,665	714,980	2,722,328	0	6,126,771
CULTURE AND RECREATION TOTAL	\$1,397,350	\$766,350	\$1,268,050	\$829,670	\$1,277,950	\$1,108,000	\$3,407,596	\$0	\$10,054,966

COMMUNITY INVESTMENT PLAN FOR FISCAL YEARS 2017 TO 2022

	Fiscal Year						Prior Allocation	Balance to Complete	Total Project Cost
	2017	2018	2019	2020	2021	2022			
GENERAL GOVERNMENT:									
Army Reserve Renovation	\$4,200,000	\$0	\$0	\$0	\$0	\$0	\$1,800,000	\$0	\$6,000,000
Carroll Community College Systemic Renovations	100,000	0	2,654,000	0	0	0	50,000	0	2,804,000
County Building Systemic Renovation	700,000	425,000	0	750,000	775,000	800,000	0	0	3,450,000
County Phone System Replacement	300,000	0	0	0	0	0	950,000	0	1,250,000
County Technology	700,000	721,000	993,000	765,000	788,000	812,000	0	0	4,779,000
Courthouse Annex Renovation	32,400	0	0	0	0	0	210,000	0	242,400
Fleet Lift Replacements	0	0	0	166,000	0	196,000	0	0	362,000
Infrastructure Planning Studies	30,000	30,000	30,000	30,000	30,000	30,000	0	0	180,000
Library Technology Replacements	100,000	100,000	100,000	100,000	100,000	100,000	0	0	600,000
Parking Lot Overlays	79,000	82,000	85,000	89,000	92,000	97,000	0	0	524,000
Records Management	25,800	0	0	0	0	0	436,000	0	461,800
GENERAL GOVERNMENT TOTAL	\$6,267,200	\$1,358,000	\$3,862,000	\$1,900,000	\$1,785,000	\$2,035,000	\$3,446,000	\$0	\$20,653,200
SOURCES OF FUNDING:									
Transfer from General Fund	\$1,234,800	\$933,000	\$1,208,000	\$984,000	\$1,010,000	\$1,039,000	\$608,754	\$0	\$7,017,554
Property Tax	0	0	0	0	0	0	677,246	0	677,246
Bonds	5,032,400	425,000	1,327,000	916,000	775,000	996,000	260,000	0	9,731,400
Reallocated Bonds	0	0	0	0	0	0	1,800,000	0	1,800,000
Reallocated GF Transfer	0	0	0	0	0	0	100,000	0	100,000
MD Higher Ed. Comm.	0	0	1,327,000	0	0	0	0	0	1,327,000
GENERAL GOVERNMENT TOTAL	\$6,267,200	\$1,358,000	\$3,862,000	\$1,900,000	\$1,785,000	\$2,035,000	\$3,446,000	\$0	\$20,653,200

COMMUNITY INVESTMENT PLAN FOR FISCAL YEARS 2017 to 2022

Capital Fund

	Fiscal Year						Prior Allocation	Balance to Complete	Total Project Cost
	2017	2018	2019	2020	2021	2022			
GRAND TOTAL-USES	\$52,501,956	\$43,276,710	\$55,500,350	\$104,410,970	\$48,117,450	\$45,542,730	\$9,004,801	\$1,300,000	\$359,654,967
SOURCE OF FUNDING									
-LOCAL-									
Transfer from General Fund	\$1,795,206	\$2,226,875	\$2,767,365	\$2,626,567	\$2,732,285	\$2,705,720	\$630,899	\$0	\$15,484,917
Local Income Tax	12,313,410	11,849,790	11,486,500	11,369,800	12,792,200	14,437,930	160,000	0	74,409,630
Property Tax	806,500	2,800,400	2,846,700	2,998,000	3,085,000	3,147,800	1,435,251	0	17,119,651
Bonds	27,297,604	20,156,320	28,343,200	48,918,300	21,949,300	20,790,300	1,391,323	260,000	169,106,347
Reallocated Bonds	56,024	0	0	0	0	0	1,800,000	0	1,856,024
Reallocated General Fund Transfer	929,617	0	0	0	0	0	100,000	0	1,029,617
Impact Fee - Parks	220,000	60,000	349,000	90,000	330,000	130,000	605,000	0	1,784,000
Ag Transfer Tax	30,000	30,000	30,000	30,000	30,000	30,000	0	0	180,000
LOCAL TOTAL	\$43,448,361	\$37,123,385	\$45,822,765	\$66,032,667	\$40,918,785	\$41,241,750	\$6,122,473	\$260,000	\$280,970,186
-STATE-									
Highway Administration	\$176,000	\$176,000	\$176,000	\$176,000	\$176,000	\$176,000	\$0	\$0	\$1,056,000
MD Higher Ed. Comm.	0	0	1,327,000	0	0	0	0	0	1,327,000
State School Construction	6,190,695	2,380,150	5,901,000	33,932,000	5,000,000	1,300,000	0	0	54,703,845
Ag Preservation (MALPF) / Rural Legacy	0	1,000,000	0	1,000,000	0	1,000,000	0	0	3,000,000
Highway User Revenue	1,110,000	1,110,000	1,110,000	1,110,000	1,110,000	1,110,000	0	0	6,660,000
Program Open Space	450,335	330,575	705,585	482,303	720,665	714,980	2,722,328	0	6,126,771
STATE TOTAL	\$7,927,030	\$4,996,725	\$9,219,585	\$36,700,303	\$7,006,665	\$4,300,980	\$2,722,328	\$0	\$72,873,616
-FEDERAL-									
Highway/Bridge	\$0	\$751,200	\$0	\$1,454,400	\$192,000	\$0	\$160,000	\$1,040,000	\$3,597,600
FEDERAL TOTAL	\$0	\$751,200	\$0	\$1,454,400	\$192,000	\$0	\$160,000	\$1,040,000	\$3,597,600
-OTHER-									
Municipal Grants	\$871,000	\$405,400	\$458,000	\$223,600	\$0	\$0	\$0	\$0	\$1,958,000
	255,565	0	0	0	0	0	0	0	255,565
OTHER TOTAL	\$1,126,565	\$405,400	\$458,000	\$223,600	\$0	\$0	\$0	\$0	\$2,213,565
GRAND TOTAL SOURCES	\$52,501,956	\$43,276,710	\$55,500,350	\$104,410,970	\$48,117,450	\$45,542,730	\$9,004,801	\$1,300,000	\$359,654,967

PUBLIC SCHOOLS

Overview of Public Schools CIP

The Public Schools Community Investment Plan (CIP) includes school construction, such as additions and modernizations, as well as other school-related projects. For more than a decade, school construction has been primarily funded by Impact Fees, dedicated Income Tax revenue, and State funding.

In September 2012, the Commissioners voted to temporarily reduce the school Impact Fee to zero, and in October 2013 voted to have those fees remain at zero until FY 17. Impact Fees for schools can be used only to build new schools or additions to existing schools to increase capacity and the Commissioners' efforts in past years have nearly eliminated capacity needs.

Developing the school construction plan is a complex process involving the Board of Education's plans, priorities and requests, enrollment projections, redistricting plans, and projected development. Historically, the County has generally provided funding for three-quarters or more of the school CIP. In the current plan, the County is providing 71% of funding.

The Commissioners are providing planned funding in FY 19 – FY 20 to replace the aging Carroll County Career and Technology Center, as well as planned funding in FY 18 – FY 19 to renovate three high school's science rooms to accommodate the growing technology components.

Even with the \$185.5 million included in the plan, all project requests could not be included. In recent years, the Board of Education has identified a number of needs that have no existing or planned funding. High priorities include:

- East Middle School modernization
- Westminster West Middle School modernization
- Cranberry Station Elementary kindergarten addition
- Friendship Valley Elementary kindergarten and PRIDE addition
- Sandymount Elementary kindergarten addition
- Taneytown Elementary School kindergarten addition

Following this overview are copies of the Board of Education's 2016-2025 Educational Facilities Master Plan and the FY 17 State Capital Improvement Plan Budget Request/FY 2018-2022. For additional information on Public School projects, please refer to the individual project pages.

FY 2017 CAPITAL IMPROVEMENT PROGRAM BUDGET REQUEST

Priority			Prior Authorization/Allocation			Fiscal Year 2017 Funding Request				Total Request
State	Local		State	County	Total	State	Request For	County	Request For	
	1	South Carroll HS Roof Replacement	\$ 2,142	\$ 283	\$ 2,425			\$ 1,857	(SR)	\$ 1,857
	2	Westminster HS Roof Replacement	\$ 1,997	\$ 264	\$ 2,261			\$ 1,781	(SR)	\$ 1,781
1	3	Francs Scott Key HS Roof Replacement				\$ 1,974	(SR)	\$ 1,844	(SR)	\$ 3,818
2	4	Friendship Valley ES Roof Replacement				\$ 847	(SR)	\$ 791	(SR)	\$ 1,638
3	5	Piney Ridge ES Roof Replacement				\$ 596	(SR)	\$ 557	(SR)	\$ 1,153
	6	East MS Modernization						\$ 65	(FS)	\$ 65
	7	Sandymount ES HVAC Replacement						\$ 420	(P)	\$ 420
	8	Westminster HS Electrical System Replacement						\$ 100	(P)	\$ 100
	9	Taneytown ES Kindergarten Addition						\$ 110	(P)	\$ 110
	10	Cranberry Station ES Kindergarten Addition						\$ 90	(P)	\$ 90
	11	Paving						\$ 900	(C)	\$ 900
	12	Technology Improvements						\$ 1,310	(C)	\$ 1,310
	13	Relocatable Removal						\$ 165	(C)	\$ 165
	14	Barrier Free Modifications						\$ 50	(C)	\$ 50
			\$ 4,139	\$ 547	\$ 4,686	\$ 3,417		\$ 10,040		\$ 13,457

NOTE: All dollar figures are shown in thousands

- (S) = HVAC Scope Study
- (FS) = PSCP Required Feasibility Study
- (P) = Planning Approval [State] or Planning Funds [County]
- (SR) = Systemic Renovation
- (C) = Construction Funding
- (E) = Furniture & Equipment Funds

FY 2018-2022 CAPITAL IMPROVEMENT PROGRAM PLAN

(\$,000 omitted)

Project Title	FY2018		FY2019		FY2020		FY2021		FY2022		Total
	State	Local	State	Local	State	Local	State	Local	State	Local	
Modernizations											
Westminster East MS Modernization	\$ 3,528		\$ 5,799	\$ 31,435	\$ 5,798						\$ 46,560
CCCTC Replacement School		\$ 65		\$ 7,145	\$ 19,960	\$ 43,592	\$ 19,960	\$ 6,548			\$ 97,270
Westminster West MS Modernization								\$ 70		\$ 4,952	\$ 5,022
Roof Replacements											
Sandymount ES - Roof Replacement	\$ 956	\$ 893									\$ 1,849
North Carroll HS - Roof Replacement	\$ 1,954	\$ 1,827									\$ 3,781
Spring Garden ES - Roof Replacement			\$ 948	\$ 886							\$ 1,834
Carrolltowne ES - Roof Replacement			\$ 903	\$ 843							\$ 1,746
Runnymede ES - Roof Replacement			\$ 1,096	\$ 1,024							\$ 2,120
Winfield ES - Roof Replacement					\$ 1,232	\$ 1,150					\$ 2,382
Robert Moton ES - Roof Replacement					\$ 1,169	\$ 1,092					\$ 2,261
New Windsor MS - Roof Replacement							\$ 1,459	\$ 1,364			\$ 2,823
Oklahoma Road MS - Roof Replacement									\$ 2,041	\$ 1,908	\$ 3,949
HVAC-Replacements											
Sandymount ES - System Replacement	\$ 3,162	\$ 2,458									\$ 5,620
Spring Garden ES - System Replacement		\$ 343	\$ 2,594	\$ 2,018							\$ 4,955
Winfield ES - System Replacement				\$ 471	\$ 3,557	\$ 2,766					\$ 6,794
New Windsor MS - System Replacement						\$ 599	\$ 4,531	\$ 3,522			\$ 8,652
Oklahoma Road MS - System Replacement								\$ 633	\$ 4,782	\$ 3,718	\$ 9,133
Linton Springs ES - System Replacement										\$ 500	\$ 500
Kindergarten Additions											
Taneytown ES Kindergarten Addition	\$ 934	\$ 826									\$ 1,760
Cranberry Station ES Kindergarten Addition	\$ 745	\$ 657									\$ 1,402
Friendship Valley ES Kindergarten Addition		\$ 179	\$ 783	\$ 1,995							\$ 2,957
Sandymount ES Kindergarten Addition		\$ 92	\$ 783	\$ 647							\$ 1,522
Science Room Renovation											
North Carroll High	\$ 865	\$ 875									\$ 1,740
Westminster High	\$ 865	\$ 875									\$ 1,740
South Carroll High			\$ 449	\$ 461							\$ 910
Liberty High			\$ 449	\$ 461							\$ 910
Annual Requests											
Paving		\$ 950		\$ 1,000		\$ 1,050		\$ 1,100		\$ 1,150	\$ 5,250
Technology Improvements		\$ 700		\$ 905		\$ 700		\$ 850		\$ 1,605	\$ 4,760
Roofing Improvements		\$ 170				\$ 180				\$ 190	\$ 540
Relocatable Classroom Movement				\$ 175		\$ 60		\$ 185			\$ 420
Barrier Free Modifications		\$ 50		\$ 50		\$ 50		\$ 50		\$ 50	\$ 250
Electrical Service Upgrades											
Westminster High Electrical Equipment Replacement	\$ 531	\$ 369									\$ 900
Sykesville Middle Electrical Equipment Replacement				\$ 75	\$ 443	\$ 307					\$ 825
Fire Alarm Replacement											
North Carroll High Fire Alarm Replacement		\$ 35	\$ 207	\$ 143							\$ 385
Window Replacements											
South Carroll High Window Replacement	\$ 150		\$ 885	\$ 615							\$ 1,650
Westminster High Window Replacement				\$ 150	\$ 885	\$ 615					\$ 1,650
	\$ 13,690	\$ 11,364	\$ 14,896	\$ 50,499	\$ 33,044	\$ 52,161	\$ 25,950	\$ 14,322	\$ 6,823	\$ 14,073	\$ 236,822

CARROLL COUNTY PUBLIC SCHOOLS TEN YEAR FACILITIES MASTER PLAN CALENDAR

CAPACITY	COMPLETION DATE	FISCAL YEARS										NOTES	
		16	17	18	19	20	21	22	23	24	25		
Charles Carroll Elementary Closure Close Charles Carroll Elementary and redistrict students into adjacent schools	Aug. 2016	R	O										Redistricting options will be presented to the Board of Education in September. Public Hearings will be held on the closing and redistrictin options during the 2015-16 school year.

R = Redistricting Process

O = Students occupy schools based on new boundaries

CARROLL COUNTY PUBLIC SCHOOLS TEN YEAR FACILITIES MASTER PLAN CALENDAR

MODERNIZATIONS	COMPLETION DATE	FISCAL YEARS										NOTES
		16	17	18	19	20	21	22	23	24	25	
<p>East Middle Modernization This project involves the modernization of East Middle School. The three story portion of the building facing Longwell Avenue was built in 1936 to replace the original Westminster High School. Additions were constructed in 1950 and 1964, and the entire building was renovated to be a middle school in 1975.</p>	Aug. 2020		FS	P	C	C	O					
<p>New Career & Technology Center (Replacement) This project involves the design and construction of a new Career & Technology Center to replace the aging facility. In addition to providing a modern school facility to meet the current curriculum, it will also provide space for additional programs that are currently housed in relocatable classrooms.</p>	Aug. 2024			FS	P	C	C	O				
<p>West Middle Modernization Due to the fact that William Winchester Elementary and West Middle share the same site, the modernizations of these facilities should be planned jointly.</p>	Aug. 2026						FS	P	C	C	O	
<p>William Winchester Elementary Modernization Due to the fact that William Winchester Elementary and West Middle share the same site, the modernizations of these facilities should be planned jointly.</p>	Aug. 2026						FS		P	C	C	
<p>Westminster High Modernization Due to the large investment made in the HVAC system at the school, a limited renovation targeting the instructional deficiencies may be a possibility for this school.</p>											FS	

FS = Feasibility Study
P = Planning
C= Construction

CARROLL COUNTY PUBLIC SCHOOLS TEN YEAR FACILITIES MASTER PLAN CALENDAR

INSTRUCTIONAL PROGRAM	COMPLETION DATE	FISCAL YEARS										NOTES
		16	17	18	19	20	21	22	23	24	25	
Taneytown Kindergarten Addition This addition is needed to accommodate full day Kindergarten	Aug. 2017		P	C								
Cranberry Station Kindergarten Addition This addition is needed to accommodate full day Kindergarten	Aug. 2017		P	C								
Friendship Valley Kindergarten Addition This addition is needed to accommodate full day Kindergarten	Aug. 2018			P	C							
Sandymount Kindergarten Addition This addition is needed to accommodate full day Kindergarten	Aug. 2018			P	C							
North Carroll High Science Room Renovations This project involves 6 original science rooms that have not been renovated.	Aug. 2019				P	C						
Westminster High Science Room Renovations* This project involves 6 original science rooms that have not been renovated.	Aug. 2019				P	C						
South Carroll High Science Room Renovations This project involves 2 original science rooms that have not been renovated.	Aug. 2020					P	C					
Liberty High Science Room Renovations This project involves 4 original science rooms that have not been renovated.	Aug. 2020					P	C					

P = Planning
 C= Construction

CARROLL COUNTY PUBLIC SCHOOLS TEN YEAR FACILITIES MASTER PLAN CALENDAR

CAPITAL RENEWAL PROJECTS	COMPLETION DATE	FISCAL YEARS										NOTES
		16	17	18	19	20	21	22	23	24	25	
Roof Replacement Projects												
Manchester Elementary	Aug. 2015	C										
Mechanicsville Elementary	Aug. 2015	C										
Carroll County Career & Technology Center	Aug. 2016	C										
Westminster Elementary	Aug. 2016	P	C									
South Carroll High	Aug. 2016	P	C									
Westminster High	Aug. 2016	P	C									
Francis Scott Key High	Aug. 2016		P	C								
Friendship Valley Elementary	Aug. 2018		P	C								
Piney Ridge Elementary	Aug. 2019		P	C								
Sandymount Elementary	Aug. 2017			P	C							HVAC Project 2018
North Carroll High	Aug. 2021			P	C							
Spring Garden Elementary	Aug. 2018				P	C						HVAC Project 2019
Carrolltowne Elementary	Aug. 2020				P	C						
Runnymede Elementary	Aug. 2020				P	C						
Winfield Elementary	Aug. 2019					P	C					HVAC Project 2020
Robert Moton Elementary	Aug. 2021					P	C					
New Windsor Middle	Aug. 2022						P	C				HVAC Project 2021
Oklahoma Road Middle	Aug. 2022							P	C			HVAC Project 2022
Elmer Wolfe Elementary	Aug. 2023								P	C		
Cranberry Station Elementary	Aug. 2023								P	C		
Linton Springs Elementary	Aug. 2023									P	C	HVAC Project 2023
Shiloh Middle	Aug. 2024										P	
HVAC Replacement Projects												
Manchester Elementary	Aug. 2015	C										
Sandymount Elementary	Aug. 2017		P	C								Roof Project
Spring Garden Elementary	Aug. 2018			P	C							Roof Project
Winfield Elementary	Aug. 2019				P	C						Roof Project
New Windsor Middle	Aug. 2020					P	C					Roof Project
Oklahoma Road Middle	Aug. 2021						P	C				Roof Project
Linton Springs Elementary	Aug. 2022							P	C			Roof Project
South Carroll High	Aug. 2023								P	C		
Eldersburg Elementary	Aug. 2024									P	C	

P = Planning
C = Construction

CARROLL COUNTY PUBLIC SCHOOLS TEN YEAR FACILITIES MASTER PLAN CALENDAR

CAPITAL RENEWAL PROJECTS	COMPLETION DATE	FISCAL YEARS										NOTES
		16	17	18	19	20	21	22	23	24	25	
Electrical System Replacement/Upgrades												
Westminster High	Aug. 2016		P	C								
Sykesville Middle	Aug. 2017				P	C						
Fire Alarm Replacement												
North Carroll High	Aug. 2017			P	C							
Window Replacement												
South Carroll High	Aug. 2018			P	C							
Westminster High	Aug. 2019				P	C						
Paving Replacement	On-going	C	C	C	C	C	C	C	C	C	C	
Technology Improvements	On-going	C	C	C	C	C	C	C	C	C	C	

P = Planning

C = Construction

COMMUNITY INVESTMENT PLAN FOR FISCAL YEARS 2017 TO 2022

	Fiscal Year						Prior Allocation	Balance to Complete	Total Project Cost
	2017	2018	2019	2020	2021	2022			
PUBLIC SCHOOLS:									
<u>New Construction, Additions, Modernizations</u>									
Career and Technology Center Replacement	\$0	\$65,000	\$4,000,000	\$55,100,000	\$0	\$0	\$0	\$0	\$59,165,000
High School Science Room Renovations	0	1,740,000	1,820,000	0	0	0	0	0	3,560,000
New Construction, Additions, Modernizations Total	\$0	\$1,805,000	\$5,820,000	\$55,100,000	\$0	\$0	\$0	\$0	\$62,725,000
<u>Other Projects Total</u>									
Francis Scott Key High Roof Replacement	\$3,818,000	\$0	\$0	\$0	\$0	\$0	\$0	\$0	\$3,818,000
Friendship Valley Elementary Roof Replacement	112,000	1,602,300	0	0	0	0	0	0	1,714,300
HVAC Improvements and Replacements	0	340,000	5,100,000	6,700,000	6,600,000	665,000	0	0	19,405,000
Paving	500,000	550,000	600,000	650,000	700,000	750,000	0	0	3,750,000
Piney Ridge Elementary Roof Replacement	79,000	1,127,700	0	0	0	0	0	0	1,206,700
Relocatable Classroom Removal	165,000	0	175,000	0	185,000	0	160,000	0	685,000
Roof Repairs	0	170,000	0	180,000	0	190,000	0	0	540,000
Roof Replacements	0	250,000	3,600,000	4,100,000	2,500,000	2,500,000	0	0	12,950,000
South Carroll High Roof Replacement	3,999,450	0	0	0	0	0	283,000	0	4,282,450
Transfer to Operating Budget for BOE Debt Service	11,588,410	11,064,790	10,711,500	10,539,800	11,907,200	13,497,930	0	0	69,309,630
Westminster High Electrical Equipment Replacement	60,000	100,000	900,000	0	0	0	0	0	1,060,000
Westminster High Roof Replacement	3,778,000	0	0	0	0	0	264,000	0	4,042,000
Other Projects Total	\$24,099,860	\$15,204,790	\$21,086,500	\$22,169,800	\$21,892,200	\$17,602,930	\$707,000	\$0	\$122,763,080
PUBLIC SCHOOLS TOTAL	\$24,099,860	\$17,009,790	\$26,906,500	\$77,269,800	\$21,892,200	\$17,602,930	\$707,000	\$0	\$185,488,080
SOURCES OF FUNDING:									
Local Income Tax	\$12,313,410	\$11,849,790	\$11,486,500	\$11,369,800	\$12,792,200	\$14,437,930	\$160,000	\$0	\$74,409,630
Bonds	5,595,755	2,779,850	9,519,000	31,968,000	4,100,000	1,865,000	547,000	0	56,374,605
State	6,190,695	2,380,150	5,901,000	33,932,000	5,000,000	1,300,000	0	0	54,703,845
PUBLIC SCHOOLS TOTAL	\$24,099,860	\$17,009,790	\$26,906,500	\$77,269,800	\$21,892,200	\$17,602,930	\$707,000	\$0	\$185,488,080

Career and Technology Center Replacement

District Location: 3

Robin Hooper, Management and Budget Project Coordinator (410) 386-2082

Proj #

This project provides planned funding for the design and construction of a new Career and Technology Center to accommodate 515 students. This new building will replace the current Carroll County Career and Technology Center (CCCTC) built in 1971.

This project and potential operating impacts will be evaluated as the scope of the project is more fully defined and developed.

	FY 17	FY 18	FY 19	FY 20	FY 21	FY 22	Prior Allocation	Balance to Complete	Total Project Cost
Engineering/Design		65,000	4,000,000						4,065,000
Land Acquisition									0
Site Work									0
Construction				55,100,000					55,100,000
Equipment/Furnishings									0
Other									0
EXPENDITURES									
TOTAL	0	65,000	4,000,000	55,100,000	0	0	0	0	59,165,000
SOURCES OF FUNDS									
Transfer from General Fund									0
Local Income Tax		65,000							65,000
Bonds			4,000,000	26,000,000					30,000,000
State				29,100,000					29,100,000
PROJECTED OPERATING IMPACTS	0	0	0	0	0	0			

High School Science Room Renovations

Robin Hooper, Management and Budget Project Coordinator (410) 386-2082

Proj #

This project provides planned funding for projects that are part of the Look of the Future High School Science Classroom State initiative. This involves the renovation of aging science classrooms to accommodate the Carroll County Public Schools' technology component into these renovated science laboratory spaces. A large number of high school science classrooms were renovated in the 1990's as part of this initiative. The projects contained in the plan include the remaining unrenovated high school science classrooms.

The following projects are planned:

- FY 18 - Westminster High (6 classrooms)
- FY 19 - South Carroll High (4 classrooms)
- FY 19 - Liberty High (4 classrooms)

	FY 17	FY 18	FY 19	FY 20	FY 21	FY 22	Prior Allocation	Balance to Complete	Total Project Cost
Engineering/Design		100,000	110,000						210,000
Land Acquisition									0
Site Work									0
Construction		1,430,000	1,490,000						2,920,000
Equipment/Furnishings		115,000	120,000						235,000
Other		95,000	100,000						195,000

EXPENDITURES

TOTAL	0	1,740,000	1,820,000	0	0	0	0	0	3,560,000
--------------	----------	------------------	------------------	----------	----------	----------	----------	----------	------------------

SOURCES OF FUNDS

Transfer from General Fund									0
Property Tax									0
Bonds		875,000	922,000						1,797,000
State		865,000	898,000						1,763,000

PROJECTED OPERATING IMPACTS	0	0	0	0	0	0
------------------------------------	----------	----------	----------	----------	----------	----------

Francis Scott Key High Roof Replacement

District Location: 1

Robin Hooper, Management and Budget Project Coordinator (410) 386-2082

Proj #

This project provides funding to replace the existing 1993 single-ply roof with a built-up roof. Single-ply roofs have an expected lifespan of 15 years. The replacement roof of 135,987 square feet is expected to last 30 years.

	FY 17	FY 18	FY 19	FY 20	FY 21	FY 22	Prior Allocation	Balance to Complete	Total Project Cost
Engineering/Design	261,000								261,000
Land Acquisition									0
Site Work									0
Construction	3,264,000								3,264,000
Equipment/Furnishings									0
Other	293,000								293,000
EXPENDITURES									
TOTAL	3,818,000	0	0	0	0	0	0	0	3,818,000
SOURCES OF FUNDS									
Transfer from General Fund									0
Local Income Tax									0
Bonds	1,844,000								1,844,000
State	1,974,000								1,974,000
PROJECTED OPERATING IMPACTS	0	0	0	0	0	0			

Friendship Valley Elementary Roof Replacement

District Location: 3

Robin Hooper, Management and Budget Project Coordinator (410) 386-2082

Proj #

This projects provides funding to replace the existing 1992 single-ply roof with a built-up roof. Single-ply roofs have an expected lifespan of 15 years. The replacement roof of 58,349 square feet is expected to last 30 years.

	FY 17	FY 18	FY 19	FY 20	FY 21	FY 22	Prior Allocation	Balance to Complete	Total Project Cost
Engineering/Design	112,000								112,000
Land Acquisition									0
Site Work									0
Construction		1,470,000							1,470,000
Equipment/Furnishings									0
Other		132,300							132,300
EXPENDITURES									
TOTAL	112,000	1,602,300	0	0	0	0	0	0	1,714,300
SOURCES OF FUNDS									
Transfer from General Fund									0
Property Tax									0
Bonds	112,000	712,950							824,950
State		889,350							889,350
PROJECTED OPERATING IMPACTS	0	0	0	0	0	0			

HVAC Improvements and Replacements

Robin Hooper, Management and Budget Project Coordinator (410) 386-2082

9974

This project provides planned funding for the replacement of aging heating, ventilation, and air conditioning (HVAC) systems in schools. This project also includes funding for scope studies performed one year prior to construction. Projects starting in the near term are budgeted as separate items. Funding is planned in this project for future HVAC improvements or replacements not yet identified as specific projects.

Future projects in the Board of Education's Facility Master Plan include:

- Sandymount Elementary system replacement
- Spring Garden Elementary system replacement
- Winfield Elementary system replacement
- Oklahoma Road Middle system replacement
- Linton Springs Elementary system replacement

County funding for this project is contingent on receiving State funding and potential school closings.

	FY 17	FY 18	FY 19	FY 20	FY 21	FY 22	Prior Allocation	Balance to Complete	Total Project Cost
Engineering/Design		340,000	500,000	500,000	500,000	665,000			2,505,000
Land Acquisition									0
Site Work									0
Construction			4,600,000	6,200,000	6,100,000				16,900,000
Equipment/Furnishings									0
Other									0
EXPENDITURES									
TOTAL	0	340,000	5,100,000	6,700,000	6,600,000	665,000	0	0	19,405,000
SOURCES OF FUNDS									
Transfer from General Fund									0
Property Tax									0
Bonds		340,000	2,500,000	4,000,000	2,900,000	665,000			10,405,000
State			2,600,000	2,700,000	3,700,000				9,000,000
PROJECTED OPERATING IMPACTS	0	0	0	0	0	0			

Piney Ridge Elementary Roof Replacement

District Location: 4

Robin Hooper, Management and Budget Project Coordinator (410) 386-2082

Proj #

This project provides funding to replace the existing 1991 single-ply roof with a built-up roof. Single-ply roofs have an expected lifespan of 15 years. The replacement roof of 41,078 square feet is expected to last 30 years.

	FY 17	FY 18	FY 19	FY 20	FY 21	FY 22	Prior Allocation	Balance to Complete	Total Project Cost
Engineering/Design	79,000								79,000
Land Acquisition									0
Site Work									0
Construction		1,035,300							1,035,300
Equipment/Furnishings									0
Other		92,400							92,400
EXPENDITURES									
TOTAL	79,000	1,127,700	0	0	0	0	0	0	1,206,700
SOURCES OF FUNDS									
Transfer from General Fund									0
Property Tax									0
Bonds	79,000	501,900							580,900
State		625,800							625,800
PROJECTED OPERATING IMPACTS	0	0	0	0	0	0			

Relocatable Classroom Removal

Robin Hooper, Management and Budget Project Coordinator (410) 386-2082

9745

This project provides funding for the removal of relocatable classrooms from schools where they are no longer needed. An evaluation of the condition and utilization of the existing relocatable classroom inventory was performed last year. The Board of Education currently has an inventory of 37 relocatable classroom buildings. Planned funding will address demolition of approximately 60 - 70% of the inventory.

Projected operating impacts include a reduction of utilities and maintenance.

	FY 17	FY 18	FY 19	FY 20	FY 21	FY 22	Prior Allocation	Balance to Complete	Total Project Cost
Engineering/Design									0
Land Acquisition									0
Site Work									0
Construction	165,000		175,000		185,000		160,000		685,000
Equipment/Furnishings									0
Other									0
EXPENDITURES									
TOTAL	165,000	0	175,000	0	185,000	0	160,000	0	685,000
SOURCES OF FUNDS									
Transfer from General Fund									0
Local Income Tax	165,000		175,000		185,000		160,000		685,000
Bonds									0
State									0
PROJECTED OPERATING IMPACTS	0	(150,000)	(150,000)	(310,000)	(310,000)	(480,000)			

Roof Repairs

Robin Hooper, Management and Budget Project Coordinator (410) 386-2082

9746

This project provides ongoing funding for minor repairs to roofs. Funding is planned to address emergencies, provide the maintenance necessary to maintain the integrity of the roof systems, and to extend the useful life of the roof.

	FY 17	FY 18	FY 19	FY 20	FY 21	FY 22	Prior Allocation	Balance to Complete	Total Project Cost
Engineering/Design									0
Land Acquisition									0
Site Work									0
Construction		170,000		180,000		190,000			540,000
Equipment/Furnishings									0
Other									0
EXPENDITURES									
TOTAL	0	170,000	0	180,000	0	190,000	0	0	540,000
SOURCES OF FUNDS									
Transfer from General Fund									0
Local Income Tax		170,000		180,000		190,000			540,000
Property Tax									0
Bonds									0
PROJECTED OPERATING IMPACTS	0	0	0	0	0	0			

South Carroll High Roof Replacement

District Location: 5

Robin Hooper, Management and Budget Project Coordinator (410) 386-2082

8581

This project provides funding to replace the existing 1992 single-ply roof with a built-up roof. Single-ply roofs have an expected lifespan of 15 years. The replacement roof of 166,411 square feet is expected to last 30 years.

	FY 17	FY 18	FY 19	FY 20	FY 21	FY 22	Prior Allocation	Balance to Complete	Total Project Cost
Engineering/Design							283,000		283,000
Land Acquisition									0
Site Work									0
Construction	3,720,150								3,720,150
Equipment/Furnishings									0
Other	279,300								279,300
EXPENDITURES									
TOTAL	3,999,450	0	0	0	0	0	283,000	0	4,282,450
SOURCES OF FUNDS									
Transfer from General Fund									0
Local Income Tax									0
Bonds	1,779,755						283,000		2,062,755
State	2,219,695								2,219,695
PROJECTED OPERATING IMPACTS	0	0	0	0	0	0			

Transfer to Operating Budget for BOE Debt Service

Robin Hooper, Management and Budget Project Coordinator (410) 386-2082

9001

A percentage of the Local Income Tax revenue is dedicated to school construction and appropriated directly into the Capital Fund. A portion of these dedicated funds are transferred to the General Fund to pay debt service related to school construction projects. Due to the transfer from the Capital Fund to the General Fund, this funding is counted twice in the total budget summary.

	FY 17	FY 18	FY 19	FY 20	FY 21	FY 22	Prior Allocation	Balance to Complete	Total Project Cost
Engineering/Design									0
Land Acquisition									0
Site Work									0
Construction									0
Equipment/Furnishings									0
Other	11,588,410	11,064,790	10,711,500	10,539,800	11,907,200	13,497,930			69,309,630
EXPENDITURES									
TOTAL	11,588,410	11,064,790	10,711,500	10,539,800	11,907,200	13,497,930	0	0	69,309,630
SOURCES OF FUNDS									
Transfer from General Fund									0
Local Income Tax	11,588,410	11,064,790	10,711,500	10,539,800	11,907,200	13,497,930			69,309,630
Property Tax									0
Bonds									0
PROJECTED OPERATING IMPACTS	0	0	0	0	0	0			0

Westminster High Roof Replacement

District Location: 3

Robin Hooper, Management and Budget Project Coordinator (410) 386-2082

8583

This project provides funding to replace the existing 1993 single-ply roof with a built-up roof. Single-ply roofs have an expected lifespan of 15 years. The replacement roof of 137,593 square feet is expected to last 30 years.

	FY 17	FY 18	FY 19	FY 20	FY 21	FY 22	Prior Allocation	Balance to Complete	Total Project Cost
Engineering/Design							264,000		264,000
Land Acquisition									0
Site Work									0
Construction	3,778,000								3,778,000
Equipment/Furnishings									0
Other									0
EXPENDITURES									
TOTAL	3,778,000	0	0	0	0	0	264,000	0	4,042,000
SOURCES OF FUNDS									
Transfer from General Fund									0
Local Income Tax									0
Bonds	1,781,000						264,000		2,045,000
State	1,997,000								1,997,000
PROJECTED OPERATING IMPACTS	0	0	0	0	0	0			

CONSERVATION
AND
OPEN SPACE

Overview of Conservation and Open Space CIP

The FY 17 – 22 Conservation and Open Space CIP includes funding for land preservation and water resources. Approximately \$36.0 million is planned for the Agricultural Preservation Program in both the Capital and Operating budgets and is funded with a combination of dedicated Property Tax revenue, bonds, Agricultural Transfer Tax revenue and State participation. Property Tax funding is included to allow for the acquisition of easements through Installment Purchase Agreements and for the payment of interest to landowners.

The FY 17 – 22 CIP continues funding to maintain the County's permit associated with the Federal National Pollutant Discharge Elimination System (NPDES) program. The 2005 – 2010 permit required a total of 10 percent of the County's impervious surface be remediated. The County and the eight municipalities have entered into a memorandum of agreement to combine the municipalities and County into one permit. The new permit was issued for 2015 – 2020 and will also be linked to the Watershed Implementation Plan of the Chesapeake Bay Total Maximum Daily Load (TMDL). The Chesapeake Bay TMDL will set requirements for improving water quality by placing limits on allowable pollutants in bodies of water. The funding levels required for assessment of the watersheds, installation of remediation projects, and post-monitoring efforts to meet the Chesapeake Bay TMDL's have not been clearly identified.

To remain compliant with the NPDES permit, Stormwater Facility Restoration was established to keep stormwater management facilities working properly and to extend their useful life.

For additional information on these or other Conservation and Open Space projects, please refer to the individual project pages.

COMMUNITY INVESTMENT PLAN FOR FISCAL YEARS 2017 TO 2022

	2017	2018	2019	2020	2021	2022	Prior Allocation	Balance to Complete	Total Project Cost
CONSERVATION AND OPEN SPACE:									
Agricultural Land Preservation	\$2,169,800	\$5,163,700	\$4,210,000	\$5,361,300	\$4,448,300	\$5,511,100	\$0	\$0	\$26,864,200
Environmental Compliance	75,000	75,000	75,000	75,000	75,000	75,000	0	0	450,000
Stormwater Facility Renovation	331,500	331,500	331,500	331,500	331,500	331,500	0	0	1,989,000
Watershed Assessment and Improvement (NPDES)	5,067,790	4,445,770	3,405,000	2,260,000	3,010,000	3,010,000	0	0	21,198,560
CONSERVATION AND OPEN SPACE TOTAL	\$7,644,090	\$10,015,970	\$8,021,500	\$8,027,800	\$7,864,800	\$8,927,600	\$0	\$0	\$50,501,760
SOURCES OF FUNDING:									
Transfer from General Fund	\$37,500	\$37,500	\$37,500	\$37,500	\$37,500	\$37,500	\$0	\$0	\$225,000
Property Tax	806,500	2,800,400	2,846,700	2,998,000	3,085,000	3,147,800	0	0	15,684,400
Bonds	5,899,090	5,742,670	4,649,300	3,738,700	4,712,300	4,712,300	0	0	29,454,360
Ag Transfer Tax	30,000	30,000	30,000	30,000	30,000	30,000	0	0	180,000
Ag. Preservation (MALPF)	0	1,000,000	0	1,000,000	0	1,000,000	0	0	3,000,000
Municipal	871,000	405,400	458,000	223,600	0	0	0	0	1,958,000
CONSERVATION AND OPEN SPACE TOTAL	\$7,644,090	\$10,015,970	\$8,021,500	\$8,027,800	\$7,864,800	\$8,927,600	\$0	\$0	\$50,501,760

Agricultural Land Preservation

Sheree Lima, Management and Budget Project Coordinator (410) 386-2082

9007

This project provides ongoing funding for the Carroll County Agricultural Land Preservation program. The program provides an opportunity for landowners to make a long-term commitment to agriculture by offering financial incentives in exchange for property development rights. Preserving farmland with permanent easements helps to maintain the rural character of Carroll County and enables agriculture to remain a viable industry.

The County offers two payment options to the landowners: Installment Purchase Agreement (IPA) or lump sum. The IPA option pays the landowner for the easement over a 20-year period. The lump sum option pays for the easement at the time of settlement. The Maryland Agricultural Land Preservation Foundation (MALPF), a lump sum payment program, is jointly funded by the State of Maryland and Carroll County.

Generally 2.25% of the Property Tax revenue is dedicated to the Agricultural Land Preservation Program and is appropriated in the Capital Fund for easement purchases and in the General Fund for interest payments to landowners in the Debt Service - Agricultural Preservation budget. Appropriations in FY 17 have been reduced to draw down on the existing balance.

The appropriations are listed in the charts below. The Total is for easement purchases, the Projected Operating Impacts are interest payments appropriated to the General Fund, and the Total Appropriation for Ag Pres includes costs for both the lump sum and IPA option.

	FY 17	FY 18	FY 19	FY 20	FY 21	FY 22	Prior Allocation	Balance to Complete	Total Project Cost
Engineering/Design									0
Land Acquisition	2,169,800	5,163,700	4,210,000	5,361,300	4,448,300	5,511,100			26,864,200
Site Work									0
Construction									0
Equipment/Furnishings									0
Other									0
EXPENDITURES									

TOTAL	2,169,800	5,163,700	4,210,000	5,361,300	4,448,300	5,511,100	0	0	26,864,200
--------------	------------------	------------------	------------------	------------------	------------------	------------------	----------	----------	-------------------

SOURCES OF FUNDS									
Property Tax	806,500	2,800,400	2,846,700	2,998,000	3,085,000	3,147,800			15,684,400
Bonds	1,333,300	1,333,300	1,333,300	1,333,300	1,333,300	1,333,300			7,999,800
Ag Transfer Tax	30,000	30,000	30,000	30,000	30,000	30,000			180,000
Ag. Preservation (MALPF)	0	1,000,000	0	1,000,000	0	1,000,000			3,000,000

PROJECTED OPERATING IMPACTS						
	1,437,800	1,487,500	1,538,700	1,519,300	1,572,800	1,626,400

Total Appropriation-IPA	284,410	962,336	978,078	1,029,520	1,059,100	1,080,452			5,393,896
Total Appropriation-Lump Sum	552,090	1,868,064	1,898,622	1,998,480	2,055,900	2,097,348			10,470,504
Total Appropriation-MALPF	1,333,300	2,333,300	1,333,300	2,333,300	1,333,300	2,333,300			10,999,800

Total Appropriation for Ag Pres	3,607,600	6,651,200	5,748,700	6,880,600	6,021,100	7,137,500			36,046,700
--	------------------	------------------	------------------	------------------	------------------	------------------	--	--	-------------------

Stormwater Facility Renovation

Sheree Lima, Management and Budget Project Coordinator (410) 386-2082

8584

This project provides ongoing funding for a long-term plan for renovation of County-owned stormwater management facilities. The plan is to evaluate and repair five to ten facilities per year over a 30-year period. The funding will be used for pipe replacement, erosion repairs, replacement of filter media, and other repairs to extend the useful life of the facility and assure compliance with the National Pollution Discharge Elimination System.

	FY 17	FY 18	FY 19	FY 20	FY 21	FY 22	Prior Allocation	Balance to Complete	Total Project Cost
Engineering/Design	63,000	63,000	63,000	63,000	63,000	63,000			378,000
Land Acquisition									0
Site Work									0
Construction	268,500	268,500	268,500	268,500	268,500	268,500			1,611,000
Equipment/Furnishings									0
Other									0
EXPENDITURES									
TOTAL	331,500	331,500	331,500	331,500	331,500	331,500	0	0	1,989,000
SOURCES OF FUNDS									
Transfer from General Fund									0
Local Income Tax									0
Property Tax									0
Bonds	331,500	331,500	331,500	331,500	331,500	331,500			1,989,000
PROJECTED OPERATING IMPACTS	0	0	0	0	0	0			

Watershed Assessment and Improvement (NPDES)

Sheree Lima, Management and Budget Project Coordinator (410) 386-2082

9920

This project provides ongoing funding to comply with the Federal Clean Water Act. The Act requires the County to secure a permit under the National Pollutant Discharge Elimination System (NPDES) for storm sewer systems. The permit requires the County to map and assess the condition of the storm sewer systems and of the watersheds that discharge into them. The County and the eight municipalities have entered into a memorandum of agreement (MOA) to obtain a joint NPDES permit to address stormwater issues. Under the joint permit, issued in FY 15, the County is required to mitigate impervious surface runoff. As part of the MOA, the County will manage the construction of mitigation projects on behalf of the municipalities. The municipalities will provide funding to the County equivalent to 20% of the construction cost of municipal impervious acres.

	FY 17	FY 18	FY 19	FY 20	FY 21	FY 22	Prior Allocation	Balance to Complete	Total Project Cost
Engineering/Design		105,000	70,000	80,000	130,000	130,000			515,000
Land Acquisition									0
Site Work									0
Construction	5,067,790	4,340,770	3,335,000	2,180,000	2,880,000	2,880,000			20,683,560
Equipment/Furnishings									0
Other									0
EXPENDITURES									

TOTAL	5,067,790	4,445,770	3,405,000	2,260,000	3,010,000	3,010,000	0	0	21,198,560
--------------	------------------	------------------	------------------	------------------	------------------	------------------	----------	----------	-------------------

SOURCES OF FUNDS									
Transfer from General Fund									0
Property Tax									0
Bonds	4,196,790	4,040,370	2,947,000	2,036,400	3,010,000	3,010,000			19,240,560
Municipal	871,000	405,400	458,000	223,600					1,958,000

PROJECTED OPERATING IMPACTS									
	0	0	0	0	0	0			0

PUBLIC WORKS

Overview of Public Works CIP

The Public Works FY 17 – 22 CIP includes two separate sections: Roads and Bridges.

Johnsville Road Sidewalk project will provide a connection to Eldersburg Elementary School, Liberty High School, residential neighborhoods, and the commercial corridor along MD 32 (Sykesville Road) via Bartholow Road. This project will be 80 percent funded for design and construction costs by the Safe Routes to School Program, administered by the Maryland Department of Transportation.

Approximately \$82 million is included in the FY 17 – 22 CIP to maintain roads throughout the County. Approximately thirty-five percent of the County's road network are considered mainline or arterial roads. These roads typically carry a higher traffic volume. Sixty-five percent are lower volume roadways, including neighborhood roads. Typical repair strategies include: patching, overlay, mill and overlay, full depth reclamation and reconstruction.

Also included is ongoing bridge maintenance and replacement/repairs for four bridges.

For additional information on these or other Public Works projects, please refer to the individual project pages.

ROADS

COMMUNITY INVESTMENT PLAN FOR FISCAL YEARS 2017 TO 2022

	2017	2018	2019	2020	2021	2022	Prior Allocation	Balance to Complete	Total Project Cost
ROADS:									
Highway Safety Improvements	\$30,000	\$30,000	\$30,000	\$30,000	\$30,000	\$30,000	\$0	\$0	\$180,000
Johnsville Road Sidewalk	290,256	0	0	0	0	0	29,200	0	319,456
Market Street Extended	63,000	0	861,900	0	0	0	1,208,005	0	2,132,905
Pavement Management Program	11,180,000	11,685,000	12,210,000	12,660,000	13,120,000	13,770,000	0	0	74,625,000
Pavement Preservation	1,080,000	1,130,000	1,220,000	1,250,000	1,350,000	1,380,000	0	0	7,410,000
Ramp and Sidewalk Upgrades	75,000	75,000	75,000	75,000	75,000	75,000	0	0	450,000
Small Drainage Structures	84,000	87,000	90,000	93,000	95,000	98,000	0	0	547,000
Storm Drain Rehabilitation	0	0	180,000	180,000	180,000	300,000	0	0	840,000
ROADS TOTAL	\$12,802,256	\$13,007,000	\$14,666,900	\$14,288,000	\$14,850,000	\$15,653,000	\$1,237,205	\$0	\$86,504,361
SOURCES OF FUNDING:									
Transfer from General Fund	\$34,691	\$850,000	\$1,120,000	\$1,150,000	\$1,250,000	\$1,150,000	\$22,045	\$0	\$5,576,736
Property Tax	0	0	0	0	0	0	758,005	0	758,005
Bonds	10,240,359	10,871,000	12,260,900	11,852,000	12,314,000	13,217,000	457,155	0	71,212,414
Reallocated Bonds	56,024	0	0	0	0	0	0	0	56,024
Reallocated GF Transfer	929,617	0	0	0	0	0	0	0	929,617
Highway Administration	176,000	176,000	176,000	176,000	176,000	176,000	0	0	1,056,000
Highway User Revenue	1,110,000	1,110,000	1,110,000	1,110,000	1,110,000	1,110,000	0	0	6,660,000
Grants (MDE, CDBG)	255,565	0	0	0	0	0	0	0	255,565
ROADS TOTAL	\$12,802,256	\$13,007,000	\$14,666,900	\$14,288,000	\$14,850,000	\$15,653,000	\$1,237,205	\$0	\$86,504,361

Highway Safety Improvements

Heidi K. Pepin, Senior Budget Analyst (410) 386-2082

9674

This project provides ongoing funding to address roads and road intersections with a history of frequent or severe accidents, significant potential for accidents, or sites with inadequate levels of service. Among the possible improvements are minor changes in intersection geometry, turn lanes, signing additions or upgrades, traffic calming measures, and pavement marking upgrades.

	FY 17	FY 18	FY 19	FY 20	FY 21	FY 22	Prior Allocation	Balance to Complete	Total Project Cost
Engineering/Design									0
Land Acquisition									0
Site Work									0
Construction	30,000	30,000	30,000	30,000	30,000	30,000			180,000
Equipment/Furnishings									0
Other									0
EXPENDITURES									

TOTAL	30,000	30,000	30,000	30,000	30,000	30,000	0	0	180,000
--------------	---------------	---------------	---------------	---------------	---------------	---------------	----------	----------	----------------

SOURCES OF FUNDS									
Transfer from General Fund									0
Local Income Tax									0
Property Tax									0
Highway User Revenue	30,000	30,000	30,000	30,000	30,000	30,000			180,000

PROJECTED OPERATING IMPACTS						
	0	0	0	0	0	0

Johnsville Road Sidewalk

District Location: 5

Heidi K. Pepin, Senior Budget Analyst (410) 386-2082

8587

Length: Approximately 790 feet

Limits: Opposite Victor Drive to Bartholow Road

This project provides funding for construction of a sidewalk along Johnsville Road in Freedom. The project will provide sidewalk connections to Eldersburg Elementary School, Liberty High School, residential neighborhoods, and the commercial corridor along MD 32 (Sykesville Road) via Bartholow Road. Eighty percent of design and construction costs are being funded by the Safe Routes to School Program, administered by the Maryland Department of Transportation.

	FY 17	FY 18	FY 19	FY 20	FY 21	FY 22	Prior Allocation	Balance to Complete	Total Project Cost
Engineering/Design							29,200		29,200
Land Acquisition									0
Site Work									0
Construction									0
Equipment/Furnishings									0
Other	290,256								290,256
EXPENDITURES									

TOTAL	290,256	0	0	0	0	0	29,200	0	319,456
--------------	----------------	----------	----------	----------	----------	----------	---------------	----------	----------------

SOURCES OF FUNDS									
Transfer from General Fund	34,691						22,045		56,736
Property Tax									0
Bonds							7,155		7,155
Grants (MDE, CDBG)	255,565								255,565

PROJECTED OPERATING IMPACTS						
	0	0	0	0	0	0

Pavement Management Program

Heidi K. Pepin, Senior Budget Analyst (410) 386-2082

Proj #

This project provides ongoing funding for the maintenance, repair or rehabilitation of the County's 900 miles of paved roads. A pavement management software program is used to collect road condition information and to recommend the most cost-effective repair. Repair strategies include: patching, overlay, mill and overlay, full-depth reclamation, and reconstruction. Drainage structures will be replaced or added where necessary.

Approximately thirty-five percent of the County's road network is considered mainline or collector and arterial roads. These roads typically carry a higher traffic volume. Sixty-five percent are lower volume roads, including neighborhood roads.

	FY 17	FY 18	FY 19	FY 20	FY 21	FY 22	Prior Allocation	Balance to Complete	Total Project Cost
Engineering/Design	100,000	105,000	110,000	115,000	120,000	125,000			675,000
Land Acquisition									0
Site Work									0
Construction	10,570,000	11,050,000	11,550,000	11,970,000	12,400,000	13,020,000			70,560,000
Equipment/Furnishings									0
Other	510,000	530,000	550,000	575,000	600,000	625,000			3,390,000
EXPENDITURES									
TOTAL	11,180,000	11,685,000	12,210,000	12,660,000	13,120,000	13,770,000	0	0	74,625,000

SOURCES OF FUNDS									
Transfer from General Fund		800,000	800,000	800,000	800,000	800,000			4,000,000
Bonds	10,018,359	10,709,000	11,234,000	11,684,000	12,144,000	12,794,000			68,583,359
Reallocated Bonds	56,024								56,024
Reallocated GF Transfer	929,617								929,617
Highway Administration	176,000	176,000	176,000	176,000	176,000	176,000			1,056,000

PROJECTED OPERATING IMPACTS									
	0	0	0	0	0	0			0

Pavement Preservation

Heidi K. Pepin, Senior Budget Analyst (410) 386-2082

Proj #

This project provides ongoing funding to place a maintenance seal coat, such as microsurface, on various roads. Pavement preservation is applied to roads while they are still in good condition and before the onset of serious damage. Annual funding addresses approximately 30-35 miles.

	FY 17	FY 18	FY 19	FY 20	FY 21	FY 22	Prior Allocation	Balance to Complete	Total Project Cost
Engineering/Design									0
Land Acquisition									0
Site Work									0
Construction	1,080,000	1,130,000	1,220,000	1,250,000	1,350,000	1,380,000			7,410,000
Equipment/Furnishings									0
Other									0
EXPENDITURES									

TOTAL	1,080,000	1,130,000	1,220,000	1,250,000	1,350,000	1,380,000	0	0	7,410,000
--------------	------------------	------------------	------------------	------------------	------------------	------------------	----------	----------	------------------

SOURCES OF FUNDS									
Transfer from General Fund		50,000	140,000	170,000	270,000	300,000			930,000
Local Income Tax									0
Property Tax									0
Highway User Revenue	1,080,000	1,080,000	1,080,000	1,080,000	1,080,000	1,080,000			6,480,000

PROJECTED OPERATING IMPACTS									
	0	0	0	0	0	0			0

Ramp and Sidewalk Upgrades

Heidi K. Pepin, Senior Budget Analyst (410) 386-2082

Proj #

This project provides funding to upgrade or replace non-compliant sidewalk ramps for ADA accessibility. Non-compliant ramps and sidewalks are also addressed through the Pavement Management program. As part of this process, A Self-Evaluation of Pedestrian Facilities Within County Rights-of-Way has been completed for review.

This project allows for acceleration of the replacement and upgrade of:
 66.5 miles of sidewalk within the County right-of-way
 855 curb ramps at various intersections
 3,048 driveways and entrances considered part of the sidewalk network

	FY 17	FY 18	FY 19	FY 20	FY 21	FY 22	Prior Allocation	Balance to Complete	Total Project Cost
Engineering/Design									0
Land Acquisition									0
Site Work	7,500	7,500	7,500	7,500	7,500	7,500			45,000
Construction	60,000	60,000	60,000	60,000	60,000	60,000			360,000
Equipment/Furnishings									0
Other	7,500	7,500	7,500	7,500	7,500	7,500			45,000
EXPENDITURES									
TOTAL	75,000	75,000	75,000	75,000	75,000	75,000	0	0	450,000
SOURCES OF FUNDS									
Transfer from General Fund									0
Local Income Tax									0
Property Tax									0
Bonds	75,000	75,000	75,000	75,000	75,000	75,000			450,000
PROJECTED OPERATING IMPACTS	0	0	0	0	0	0			

Small Drainage Structures

Heidi K. Pepin, Senior Budget Analyst (410) 386-2082

9847

This project provides ongoing funding to repair or replace deteriorated drainage structures including culvert pipes, headwalls, and ancillary drainage features. Some recently completed project sites include Salem Bottom Road pipe culvert replacement, Piney Run Court drainage system, and White Rock Road culvert replacement/repairs.

The Department of Public Works is working toward including all pipe culverts and drainage structures into the Geographic Information System (GIS). Once the locations are identified and mapped, field condition assessments can be made to help determine the most cost effective approach in replacing and repairing these drainage structures.

	FY 17	FY 18	FY 19	FY 20	FY 21	FY 22	Prior Allocation	Balance to Complete	Total Project Cost
Engineering/Design									0
Land Acquisition									0
Site Work									0
Construction	84,000	87,000	90,000	93,000	95,000	98,000			547,000
Equipment/Furnishings									0
Other									0
EXPENDITURES									

TOTAL	84,000	87,000	90,000	93,000	95,000	98,000	0	0	547,000
--------------	---------------	---------------	---------------	---------------	---------------	---------------	----------	----------	----------------

SOURCES OF FUNDS									
Transfer from General Fund									0
Local Income Tax									0
Property Tax									0
Bonds	84,000	87,000	90,000	93,000	95,000	98,000			547,000

PROJECTED OPERATING IMPACTS									
	0	0	0	0	0	0			0

Storm Drain Rehabilitation

Heidi K. Pepin, Senior Budget Analyst (410) 386-2082

Proj #

This project, previously included as Storm Drain Inspections, provides planned funding to gather video camera data of the older metal storm drain pipes to assess the condition and determine if repairs or replacements are needed. Funding is included in FY 22 to begin needed repairs or replacement of existing storm drain pipes and structures.

The County maintains about 180 miles (or 950,000 feet) of storm drain infrastructure, mostly located in neighborhoods where curbing and inlets exist. Many of the storm drain systems were constructed in the late 1960s and 1970s and may be reaching the end of their useful life.



Photograph of a deteriorated metal pipe.

	FY 17	FY 18	FY 19	FY 20	FY 21	FY 22	Prior Allocation	Balance to Complete	Total Project Cost
Engineering/Design			180,000	180,000	180,000	50,000			590,000
Land Acquisition									0
Site Work									0
Construction						250,000			250,000
Equipment/Furnishings									0
Other									0
EXPENDITURES									

TOTAL	0	0	180,000	180,000	180,000	300,000	0	0	840,000
--------------	----------	----------	----------------	----------------	----------------	----------------	----------	----------	----------------

SOURCES OF FUNDS									
Transfer from General Fund			180,000	180,000	180,000	50,000			590,000
Local Income Tax									0
Property Tax									0
Bonds						250,000			250,000

PROJECTED OPERATING IMPACTS									
	0	0	0	0	0	0			

BRIDGES

COMMUNITY INVESTMENT PLAN FOR FISCAL YEARS 2017 TO 2022

	2017	2018	2019	2020	2021	2022	Prior Allocation	Balance to Complete	Total Project Cost
BRIDGES:									
Bear Run Road over Bear Branch	\$0	\$0	\$0	\$0	\$240,000	\$0	\$0	\$1,300,000	\$1,540,000
Bridge Inspection and Inventory	38,000	40,000	42,000	44,000	46,000	48,000	0	0	258,000
Bridge Maintenance and Structural Repairs	53,200	55,900	58,700	61,600	64,700	68,000	0	0	362,100
Cleaning and Painting of Existing Bridge Structural Steel	0	84,700	87,700	92,100	96,800	100,200	0	0	461,500
Gaither Road over South Branch Patapsco River	0	230,000	0	1,898,000	0	0	0	0	2,128,000
Hollingsworth Road over Unnamed Tributary	200,000	0	587,000	0	0	0	0	0	787,000
Stone Chapel Road over Little Pipe Creek	0	709,000	0	0	0	0	207,000	0	916,000
BRIDGES TOTAL	\$291,200	\$1,119,600	\$775,400	\$2,095,700	\$447,500	\$216,200	\$207,000	\$1,300,000	\$6,452,600
SOURCES OF FUNDING:									
Transfer from General Fund	\$91,200	\$180,600	\$188,400	\$197,700	\$207,500	\$216,200	\$0	\$0	\$1,081,600
Bonds	200,000	187,800	587,000	443,600	48,000	0	47,000	260,000	1,773,400
Federal Highway/Bridge	0	751,200	0	1,454,400	192,000	0	160,000	1,040,000	3,597,600
BRIDGES TOTAL	\$291,200	\$1,119,600	\$775,400	\$2,095,700	\$447,500	\$216,200	\$207,000	\$1,300,000	\$6,452,600

Bear Run Road over Bear Branch

District Location: 1

Heidi K. Pepin, Senior Budget Analyst (410) 386-2082

Proj #

Functional Classification: Local
 Average Daily Traffic: 388
 Bridge Number: CL261



This project provides planned funding to replace the existing three-cell-culvert structure, located in central Carroll County, west of Westminster. The type of structure will be determined based on an alternatives analysis.

This project qualifies for Federal aid funding, which covers 80 percent of the engineering, administrative, and construction costs.

	FY 17	FY 18	FY 19	FY 20	FY 21	FY 22	Prior Allocation	Balance to Complete	Total Project Cost
Engineering/Design					240,000				240,000
Land Acquisition									0
Site Work								100,000	100,000
Construction								1,015,000	1,015,000
Equipment/Furnishings									0
Other								185,000	185,000
EXPENDITURES									

TOTAL	0	0	0	0	240,000	0	0	1,300,000	1,540,000
--------------	----------	----------	----------	----------	----------------	----------	----------	------------------	------------------

SOURCES OF FUNDS									
Transfer from General Fund									0
Local Income Tax									0
Bonds					48,000			260,000	308,000
Federal Highway/Bridge					192,000			1,040,000	1,232,000

PROJECTED OPERATING IMPACTS						
	0	0	0	0	0	0

Bridge Inspection and Inventory

Heidi K. Pepin, Senior Budget Analyst (410) 386-2082

9684

This project provides ongoing funding for the inspection of 21 small structures that do not qualify for Federal funds. The 21 small structures are inspected on the same two-year cycle as the 132 major County-maintained structures. The project includes biennial field inspections as well as completion and submission of inspection reports to the County.

	FY 17	FY 18	FY 19	FY 20	FY 21	FY 22	Prior Allocation	Balance to Complete	Total Project Cost
Engineering/Design	38,000	40,000	42,000	44,000	46,000	48,000			258,000
Land Acquisition									0
Site Work									0
Construction									0
Equipment/Furnishings									0
Other									0
EXPENDITURES									
TOTAL	38,000	40,000	42,000	44,000	46,000	48,000	0	0	258,000
SOURCES OF FUNDS									
Transfer from General Fund	38,000	40,000	42,000	44,000	46,000	48,000			258,000
Local Income Tax									0
Property Tax									0
Bonds									0
PROJECTED OPERATING IMPACTS	0	0	0	0	0	0			

Bridge Maintenance and Structural Repairs

Heidi K. Pepin, Senior Budget Analyst (410) 386-2082

9882

This project provides ongoing funding for preventive maintenance and small repairs to County-maintained bridges including deck joint replacements, structural steel repairs, concrete patching, sediment removal, stream channel stabilization, traffic barrier replacement, and approach roadway repairs.

Recent projects include seal replacements on six bridges and repairs to the millrace on Starner's Dam Road.

	FY 17	FY 18	FY 19	FY 20	FY 21	FY 22	Prior Allocation	Balance to Complete	Total Project Cost
Engineering/Design									0
Land Acquisition									0
Site Work									0
Construction	53,200	55,900	58,700	61,600	64,700	68,000			362,100
Equipment/Furnishings									0
Other									0
EXPENDITURES									
TOTAL	53,200	55,900	58,700	61,600	64,700	68,000	0	0	362,100
SOURCES OF FUNDS									
Transfer from General Fund	53,200	55,900	58,700	61,600	64,700	68,000			362,100
Local Income Tax									0
Property Tax									0
Bonds									0
PROJECTED OPERATING IMPACTS	0	0	0	0	0	0			0

Cleaning and Painting of Existing Bridge Structural Steel

Heidi K. Pepin, Senior Budget Analyst (410) 386-2082

9686

This project provides ongoing funding for cleaning and painting of existing structural steel. Cleaning and painting slows deterioration and extends the useful life of steel structures.

Cleaning and painting the structural steel on the following bridges was completed in 2015:

- McKinstry's Mill Road over Little Pipe Creek
- Mumma Ford Road over Monocacy River
- Winters Church Road over Little Pipe Creek
- Grimville Road over Gillis Falls
- Woodbine Road over South Branch Patapsco River

The funding amount included in each year covers engineering and 20 percent of the construction.

	FY 17	FY 18	FY 19	FY 20	FY 21	FY 22	Prior Allocation	Balance to Complete	Total Project Cost
Engineering/Design		18,700	19,700	20,700	21,800	22,900			103,800
Land Acquisition									0
Site Work									0
Construction		66,000	68,000	71,400	75,000	77,300			357,700
Equipment/Furnishings									0
Other									0
EXPENDITURES									
TOTAL	0	84,700	87,700	92,100	96,800	100,200	0	0	461,500
SOURCES OF FUNDS									
Transfer from General Fund		84,700	87,700	92,100	96,800	100,200			461,500
Local Income Tax									0
Property Tax									0
Bonds									0
PROJECTED OPERATING IMPACTS	0	0	0	0	0	0			

Gaither Road over South Branch Patapsco River

District Location: border of 4 and 5

Heidi K. Pepin, Senior Budget Analyst (410) 386-2082

Proj #

Functional Classification: Minor Collector
 Average Daily Traffic: 1,190
 Bridge Number: CL 313



This project provides planned funding to replace the existing steel truss bridge, located in southern Carroll County on the Howard County border, with a new structure. The type of structure will be determined based on an alternatives analysis.

This project qualifies for Federal aid funding, which covers 80 percent of the engineering, administrative, and construction costs.

	FY 17	FY 18	FY 19	FY 20	FY 21	FY 22	Prior Allocation	Balance to Complete	Total Project Cost
Engineering/Design		230,000							230,000
Land Acquisition				5,000					5,000
Site Work				150,000					150,000
Construction				1,503,000					1,503,000
Equipment/Furnishings									0
Other				240,000					240,000
EXPENDITURES									

TOTAL	0	230,000	0	1,898,000	0	0	0	0	2,128,000
--------------	----------	----------------	----------	------------------	----------	----------	----------	----------	------------------

SOURCES OF FUNDS									
Transfer from General Fund									0
Local Income Tax									0
Bonds		46,000		443,600					489,600
Federal Highway/Bridge		184,000		1,454,400					1,638,400

PROJECTED OPERATING IMPACTS									
	0	0	0	0	0	0			0

Hollingsworth Road over Unnamed Tributary

District Location: 2

Heidi K. Pepin, Senior Budget Analyst (410) 386-2082

Proj #

Functional Classification: Rural Local
 Average Daily Traffic: 1,114
 Bridge Number: CL348



This project provides funding to replace the existing bridge, located in eastern Carroll County near the Baltimore County line, west of Glen Falls Road. The existing structure is a steel beam bridge with a timber deck on stone abutments. The type of structure will be determined based on an alternatives analysis. The structure width and waterway opening will be evaluated as part of the analysis.

	FY 17	FY 18	FY 19	FY 20	FY 21	FY 22	Prior Allocation	Balance to Complete	Total Project Cost
Engineering/Design	200,000								200,000
Land Acquisition			8,000						8,000
Site Work			48,000						48,000
Construction			478,000						478,000
Equipment/Furnishings									0
Other			53,000						53,000
EXPENDITURES									
TOTAL	200,000	0	587,000	0	0	0	0	0	787,000
SOURCES OF FUNDS									
Transfer from General Fund									0
Local Income Tax									0
Property Tax									0
Bonds	200,000		587,000						787,000
PROJECTED OPERATING IMPACTS	0	0	0	0	0	0			

Stone Chapel Road over Little Pipe Creek

District Location: 3

Heidi K. Pepin, Senior Budget Analyst (410) 386-2082

8588

Functional Classification: Minor Collector
 Average Daily Traffic: 3,950
 Bridge Number: CL 363



This project provides planned funding to rehabilitate the existing bridge, located outside of Westminster, near State Road MD 31. The scope of the rehabilitation will be determined during the preliminary engineering phase.

This project qualifies for Federal aid funding, which will cover 80 percent of the engineering, administrative, and construction costs.

	FY 17	FY 18	FY 19	FY 20	FY 21	FY 22	Prior Allocation	Balance to Complete	Total Project Cost
Engineering/Design							200,000		200,000
Land Acquisition							7,000		7,000
Site Work		54,000							54,000
Construction		540,000							540,000
Equipment/Furnishings									0
Other		115,000							115,000
EXPENDITURES									

TOTAL	0	709,000	0	0	0	0	207,000	0	916,000
--------------	----------	----------------	----------	----------	----------	----------	----------------	----------	----------------

SOURCES OF FUNDS									
Transfer from General Fund									0
Local Income Tax									0
Bonds		141,800					47,000		188,800
Federal Highway/Bridge		567,200					160,000		727,200

PROJECTED OPERATING IMPACTS						
	0	0	0	0	0	0

CULTURE
AND
RECREATION

Overview of Culture and Recreation CIP

The Culture and Recreation portion of the FY 17 – 22 CIP provides facilities for passive (natural park areas) and active (ballfields) recreational opportunities. The primary sources of funding for recreation projects are Impact Fees and Program Open Space (POS) funding. Impact Fees are charged to the developers of new homes in Carroll County to partially offset the cost of providing recreation facilities to serve those new homes. POS funding is provided as a portion of the State Real Estate Transfer Tax for the acquisition and development of park facilities. Culture and Recreation projects include Recreation and Parks and the Union Mills Homestead.

Funding is provided in the FY 17 – 22 CIP for the replacement of three tot lots: Deer Park, Freedom Park and Hashawha. Repair of the tennis and basketball courts at Sandymount and Deer Park, ballfield improvements at Bark Hill Park, lighting replacements at the Sports Complex and a roof replacement for Bear Branch Nature Center are all projects that maintain our infrastructure, and are all funded primarily through the use of Program Open Space dollars.

Projects funded through both Impact Fees and Program Open Space include a trail in the Gillis Falls area and construction of Westminster Veterans Memorial Park, a new active park planned to have ballfields, a playground, pavilions, and a walking trail.

Union Mills Homestead has funding for two projects to restore all buildings located at the site: the Main House in FY 17 and all others in FY 18.

The FY 17 – 22 CIP continues to fund Self-Help projects. These projects are cooperative ventures between local community groups and the County, and enable the County's Recreation Councils to define and design projects to enhance park facilities countywide.

For additional information on Culture and Recreation projects, please refer to the individual project pages.

COMMUNITY INVESTMENT PLAN FOR FISCAL YEARS 2017 TO 2022

	2017	2018	2019	2020	2021	2022	Prior Allocation	Balance to Complete	Total Project Cost
CULTURE AND RECREATION:									
Bark Hill Park Improvements	\$0	\$0	\$500,000	\$0	\$0	\$0	\$0	\$0	\$500,000
Bear Branch Nature Center Roof Replacement	0	0	0	0	0	287,000	0	0	287,000
Bear Branch Tot Lot	0	119,000	0	0	0	0	0	0	119,000
Community Self-Help Projects	74,000	76,000	78,000	80,000	82,000	84,000	0	0	474,000
Deer Park and Sandymount Court Resurfacings	223,150	0	0	0	0	0	0	0	223,150
Double Pipe Creek Boat Ramp	0	0	0	182,000	0	0	0	0	182,000
Gillis Falls Trail I	0	0	0	0	470,500	0	0	0	470,500
Northwest County Trail Acquisition	0	0	0	0	200,000	0	0	0	200,000
Park Restoration	109,600	113,400	117,200	121,200	125,300	129,500	0	0	716,200
Sports Complex Lighting	0	0	0	370,000	320,000	523,500	0	0	1,213,500
Sports Complex Overlay	0	244,000	0	0	0	0	0	0	244,000
Tot Lot Replacement	55,000	57,750	60,650	63,670	66,850	70,200	0	0	374,120
Town Fund	5,600	6,200	12,200	12,800	13,300	13,800	0	0	63,900
Union Mills Buildings Renovations	0	150,000	0	0	0	0	0	0	150,000
Union Mills Main House Renovations	510,000	0	0	0	0	0	0	0	510,000
Westminster Veterans Memorial Park	420,000	0	500,000	0	0	0	3,407,596	0	4,327,596
CULTURE AND RECREATION TOTAL	\$1,397,350	\$766,350	\$1,268,050	\$829,670	\$1,277,950	\$1,108,000	\$3,407,596	\$0	\$10,054,966
SOURCES OF FUNDING:									
33 Transfer from General Fund	\$397,015	\$225,775	\$213,465	\$257,367	\$227,285	\$263,020	\$100	\$0	\$1,584,027
36 Bonds	330,000	150,000	0	0	0	0	80,168	0	560,168
45 Impact Fee - Parks	220,000	60,000	349,000	90,000	330,000	130,000	605,000	0	1,784,000
69 Program Open Space	450,335	330,575	705,585	482,303	720,665	714,980	2,722,328	0	6,126,771
CULTURE AND RECREATION TOTAL	\$1,397,350	\$766,350	\$1,268,050	\$829,670	\$1,277,950	\$1,108,000	\$3,407,596	\$0	\$10,054,966

Bark Hill Park Improvements

District Location: 1

Lynn Karr, Budget Analyst (410) 386-2082

Proj #

This project provides planned funding for improvements to Bark Hill Park located on Peace N Plenty Drive in Union Bridge. Project includes a playground, a 20' x 30' pavilion, picnic tables, field renovations, an ADA compliant walkway, and expansion of the existing parking lot and landscaping.

Project is contingent on receiving State funding.

	FY 17	FY 18	FY 19	FY 20	FY 21	FY 22	Prior Allocation	Balance to Complete	Total Project Cost
Engineering/Design									0
Land Acquisition									0
Site Work									0
Construction			500,000						500,000
Equipment/Furnishings									0
Other									0
EXPENDITURES									
TOTAL	0	0	500,000	0	0	0	0	0	500,000
SOURCES OF FUNDS									
Transfer from General Fund									0
Local Income Tax									0
Impact Fee - Parks			240,000						240,000
Program Open Space			260,000						260,000
PROJECTED OPERATING IMPACTS	0	0	0	0	0	0			0

Bear Branch Nature Center Roof Replacement

District Location: 1

Lynn Karr, Budget Analyst (410) 386-2082

Proj #

This project provides planned funding to replace the Bear Branch Nature Center roof. Bear Branch is located within the Hashawha Environmental Center on John Owings Road, north of Westminster. Scope of the project includes replacing the existing shingle roof, installed in 1991, with a standing seam roof having a life expectancy of 50 years.

Project is contingent on receiving State funding.

	FY 17	FY 18	FY 19	FY 20	FY 21	FY 22	Prior Allocation	Balance to Complete	Total Project Cost
Engineering/Design						15,500			15,500
Land Acquisition									0
Site Work									0
Construction						258,000			258,000
Equipment/Furnishings									0
Other						13,500			13,500
EXPENDITURES									
TOTAL	0	0	0	0	0	287,000	0	0	287,000
SOURCES OF FUNDS									
Transfer from General Fund						28,700			28,700
Local Income Tax									0
Impact Fee - Parks									0
Program Open Space						258,300			258,300
PROJECTED OPERATING IMPACTS	0	0	0	0	0	0			0

Bear Branch Tot Lot

District Location: 1

Lynn Karr, Budget Analyst (410) 386-2082

Proj #

This project provides planned funding for playground equipment consistent with the natural environment of Bear Branch Nature Center and surroundings. Bear Branch is located within the Hashawha Environmental Center on John Owings Road, north of Westminster. Included is poured-in-place rubberized safety surfacing.

Project is contingent on receiving State funding.

	FY 17	FY 18	FY 19	FY 20	FY 21	FY 22	Prior Allocation	Balance to Complete	Total Project Cost
Engineering/Design									0
Land Acquisition									0
Site Work									0
Construction		119,000							119,000
Equipment/Furnishings									0
Other									0
EXPENDITURES									
TOTAL	0	119,000	0	0	0	0	0	0	119,000
SOURCES OF FUNDS									
Transfer from General Fund									0
Local Income Tax									0
Impact Fee - Parks		60,000							60,000
Program Open Space		59,000							59,000
PROJECTED OPERATING IMPACTS	0	0	0	0	0	0			0

Community Self-Help Projects

Lynn Karr, Budget Analyst (410) 386-2082

9735

This project provides ongoing funding for the Self-Help program developed by the Board of County Commissioners in an effort to create community interest and involvement in recreational facilities throughout Carroll County. It has enabled communities to help themselves with recreational programs they define and design. Typical projects include ballfield renovations, pavilions, storage sheds and improvements to existing facilities. Individual projects may not exceed \$20,000 and can receive up to 75% funding from Community Self-Help, up to 85% if it includes volunteer labor. The remaining cost of the project is provided by the community.

	FY 17	FY 18	FY 19	FY 20	FY 21	FY 22	Prior Allocation	Balance to Complete	Total Project Cost
Engineering/Design									0
Land Acquisition									0
Site Work									0
Construction	74,000	76,000	78,000	80,000	82,000	84,000			474,000
Equipment/Furnishings									0
Other									0
EXPENDITURES									
TOTAL	74,000	76,000	78,000	80,000	82,000	84,000	0	0	474,000
SOURCES OF FUNDS									
Transfer from General Fund	74,000	76,000	78,000	80,000	82,000	84,000			474,000
Local Income Tax									0
Impact Fee - Parks									0
Program Open Space									0
PROJECTED OPERATING IMPACTS	0	0	0	0	0	0			0

Double Pipe Creek Boat Ramp

District Location: 1

Lynn Karr, Budget Analyst (410) 386-2082

Proj #

This project provides planned funding to create an accessible entrance into the Double Pipe Creek waterway. Double Pipe Creek Park, located on Keysville Road between Detour and the Frederick County line, has a pavilion, playground and basketball court, and is part of a ten-mile water trail. This project includes a poured concrete staircase and ramp.

Project is contingent on receiving State funding.

	FY 17	FY 18	FY 19	FY 20	FY 21	FY 22	Prior Allocation	Balance to Complete	Total Project Cost
Engineering/Design				33,000					33,000
Land Acquisition									0
Site Work									0
Construction				140,000					140,000
Equipment/Furnishings									0
Other				9,000					9,000
EXPENDITURES									
TOTAL	0	0	0	182,000	0	0	0	0	182,000
SOURCES OF FUNDS									
Transfer from General Fund									0
Local Income Tax									0
Impact Fee - Parks				90,000					90,000
Program Open Space				92,000					92,000
PROJECTED OPERATING IMPACTS	0	0	0	0	0	0			

Gillis Falls Trail I

District Location: 4

Lynn Karr, Budget Analyst (410) 386-2082

Proj #

This project provides planned funding to establish a 5,700 foot compacted stone pedestrian trail connecting Salt Box Park to Flag Marsh Road near the Equestrian Center, located northeast of Mt. Airy. This section of trail will require a boardwalk in several areas and the installation of a pre-engineered bridge to cross the existing stream and to traverse the marshy areas.

Project is contingent on receiving State funding.

Projected operating impacts include general maintenance.

	FY 17	FY 18	FY 19	FY 20	FY 21	FY 22	Prior Allocation	Balance to Complete	Total Project Cost
Engineering/Design					28,700				28,700
Land Acquisition									0
Site Work									0
Construction					412,000				412,000
Equipment/Furnishings									0
Other					29,800				29,800

EXPENDITURES

TOTAL	0	0	0	0	470,500	0	0	0	470,500
--------------	----------	----------	----------	----------	----------------	----------	----------	----------	----------------

SOURCES OF FUNDS

Transfer from General Fund									0
Local Income Tax									0
Impact Fee - Parks					150,000				150,000
Program Open Space					320,500				320,500

PROJECTED OPERATING IMPACTS	0	0	0	0	3,100	3,200			
------------------------------------	----------	----------	----------	----------	--------------	--------------	--	--	--

Sports Complex Lighting

District Location: 1 and 3

Lynn Karr, Budget Analyst (410) 386-2082

Proj #

This project provides planned funding to upgrade the existing lights and add lighting fixtures to the fields at the Carroll County Sports Complex, located on Route 97 north of Westminster. Funding in FY 20 is for replacement lights on softball/baseball fields #1, #2 and #3. FY 21 funding is for new lights on soccer field #1 and an additional electric panel. FY 22 funding is for new lights on softball/baseball fields # 4 and #5.

Project is contingent on receiving State funding.

Operating impacts are for electricity costs.

	FY 17	FY 18	FY 19	FY 20	FY 21	FY 22	Prior Allocation	Balance to Complete	Total Project Cost
Engineering/Design									0
Land Acquisition									0
Site Work									0
Construction				352,000	304,000	497,500			1,153,500
Equipment/Furnishings									0
Other				18,000	16,000	26,000			60,000
EXPENDITURES									
TOTAL	0	0	0	370,000	320,000	523,500	0	0	1,213,500
SOURCES OF FUNDS									
Transfer from General Fund				37,000					37,000
Local Income Tax									0
Impact Fee - Parks					80,000	130,000			210,000
Program Open Space				333,000	240,000	393,500			966,500
PROJECTED OPERATING IMPACTS	0	0	0	0	(3,375)	3,000			

Sports Complex Overlay

District Location: 1 and 3

Lynn Karr, Budget Analyst (410) 386-2082

Proj #

This project provides planned funding to overlay the existing paved road and parking areas at Carroll County Sports Complex, located on Route 97 north of Westminster. Since the Complex opened in 1989, no resurfacing of existing road and parking areas has been done. Approximately 75,000 people attend programs and activities annually and demand for this facility remains high. This heavy usage has created deterioration of the drive and parking areas.

Project is contingent on receiving State funding.

	FY 17	FY 18	FY 19	FY 20	FY 21	FY 22	Prior Allocation	Balance to Complete	Total Project Cost
Engineering/Design									0
Land Acquisition									0
Site Work									0
Construction		244,000							244,000
Equipment/Furnishings									0
Other									0
EXPENDITURES									
TOTAL	0	244,000	0	0	0	0	0	0	244,000
SOURCES OF FUNDS									
Transfer from General Fund		24,400							24,400
Local Income Tax									0
Impact Fee - Parks									0
Program Open Space		219,600							219,600
PROJECTED OPERATING IMPACTS	0	0	0	0	0	0			0

Tot Lot Replacement

Lynn Karr, Budget Analyst (410) 386-2082

9925

This project provides ongoing funding to replace tot lots. The cost includes installation of the tot lot structure, border, and surfacing.

The following tot lot structures are scheduled for replacement in the FY 17 - 22 Community Investment Plan:

- FY 18 - Deer Park
- FY 20 - Freedom Park
- FY 22 - Hashawha

Project is contingent on receiving State funding.

	FY 17	FY 18	FY 19	FY 20	FY 21	FY 22	Prior Allocation	Balance to Complete	Total Project Cost
Engineering/Design									0
Land Acquisition									0
Site Work									0
Construction	55,000	57,750	60,650	63,670	66,850	70,200			374,120
Equipment/Furnishings									0
Other									0
EXPENDITURES									

TOTAL	55,000	57,750	60,650	63,670	66,850	70,200	0	0	374,120
--------------	---------------	---------------	---------------	---------------	---------------	---------------	----------	----------	----------------

SOURCES OF FUNDS									
Transfer from General Fund	5,500	5,775	6,065	6,367	6,685	7,020			37,412
Local Income Tax									0
Impact Fee - Parks									0
Program Open Space	49,500	51,975	54,585	57,303	60,165	63,180			336,708

PROJECTED OPERATING IMPACTS									
	0	0	0	0	0	0			0

Town Fund

Lynn Karr, Budget Analyst (410) 386-2082

9736

This project provides ongoing funding to towns within the County for 5% of their Program Open Space (POS) projects. Every year since the early 1970s, the State has made Program Open Space funds available to the towns for development of municipal parks. Up to 90% of the cost of the municipal projects may be reimbursed through POS funding. The County contribution shown below is to cover 5% of the total cost of the projects to the approved municipalities. The remaining 5%, as well as any cost overruns, are the responsibility of the towns.

	FY 17	FY 18	FY 19	FY 20	FY 21	FY 22	Prior Allocation	Balance to Complete	Total Project Cost
Engineering/Design									0
Land Acquisition									0
Site Work									0
Construction	5,600	6,200	12,200	12,800	13,300	13,800			63,900
Equipment/Furnishings									0
Other									0
EXPENDITURES									
TOTAL	5,600	6,200	12,200	12,800	13,300	13,800	0	0	63,900
SOURCES OF FUNDS									
Transfer from General Fund	5,600	6,200	12,200	12,800	13,300	13,800			63,900
Local Income Tax									0
Impact Fee - Parks									0
Program Open Space									0
PROJECTED OPERATING IMPACTS	0	0	0	0	0	0			

Union Mills Buildings Renovations

District Location: 1

Lynn Karr, Budget Analyst (410) 386-2082

Proj #

This project provides planned funding for building renovations at Union Mills Homestead based on an historic structures report completed spring 2015. The report evaluated the condition of, and detailed renovations for, all buildings located at the Homestead. Planned renovations and improvements include:

- Bark Shed Roof Replacement and Renovations
- Tannery Roof Replacement
- Grist Mill Renovations
- Miller's House Renovations

	FY 17	FY 18	FY 19	FY 20	FY 21	FY 22	Prior Allocation	Balance to Complete	Total Project Cost
Engineering/Design									0
Land Acquisition									0
Site Work		150,000							150,000
Construction									0
Equipment/Furnishings									0
Other									0
EXPENDITURES									
TOTAL	0	150,000	0	0	0	0	0	0	150,000
SOURCES OF FUNDS									
Transfer from General Fund									0
Local Income Tax									0
Property Tax									0
Bonds		150,000							150,000
PROJECTED OPERATING IMPACTS	0	0	0	0	0	0			

Union Mills Main House Renovations

District Location: 1

Lynn Karr, Budget Analyst (410) 386-2082

Proj #

This project provides funding for repair to the Main House at Union Mills Homestead. Renovations and improvements are based on an historic structures report completed spring 2015. The report evaluated the condition of, and detailed necessary repairs for, all buildings located at the Homestead. Planned renovations and improvements for the Main House include:

- Roof Replacement
- Air Circulation System
- Ceiling, Plaster and Paint Renovations
- Wildlife Decontamination and Prevention

	FY 17	FY 18	FY 19	FY 20	FY 21	FY 22	Prior Allocation	Balance to Complete	Total Project Cost
Engineering/Design									0
Land Acquisition									0
Site Work									0
Construction	510,000								510,000
Equipment/Furnishings									0
Other									0
EXPENDITURES									

TOTAL	510,000	0	0	0	0	0	0	0	510,000
--------------	----------------	----------	----------	----------	----------	----------	----------	----------	----------------

SOURCES OF FUNDS									
Transfer from General Fund	180,000								180,000
Local Income Tax									0
Property Tax									0
Bonds	330,000								330,000

PROJECTED OPERATING IMPACTS						
	0	0	0	0	0	0

Westminster Veterans Memorial Park

District Location: 3

Lynn Karr, Budget Analyst (410) 386-2082

8175

This project provides funding for the design, engineering, and construction of a 32-acre parcel in the Westminster area into a new active park. Design includes three multi-purpose fields, playground, pavilion, one-mile walking trail, and parking areas. Included in FY 19 is funding for park equipment.

Project is contingent on receiving State funding.

Projected operating impacts include mowing, trash removal and general maintenance.

	FY 17	FY 18	FY 19	FY 20	FY 21	FY 22	Prior Allocation	Balance to Complete	Total Project Cost
Engineering/Design							200,000		200,000
Land Acquisition							1,207,596		1,207,596
Site Work									0
Construction	420,000						2,000,000		2,420,000
Equipment/Furnishings			500,000						500,000
Other									0
EXPENDITURES									
TOTAL	420,000	0	500,000	0	0	0	3,407,596	0	4,327,596
SOURCES OF FUNDS									
Transfer from General Fund							100		100
Local Income Tax									0
Impact Fee - Parks	220,000		109,000				605,000		934,000
Program Open Space	200,000		391,000				2,722,328		3,313,328
PROJECTED OPERATING IMPACTS	0	42,470	43,750	45,060	43,650	46,400			

GENERAL GOVERNMENT

Overview of General Government CIP

The General Government portion of the Community Investment Plan (CIP) addresses capital projects that do not specifically fit in one of the other five categories: Culture and Recreation, Public Works, Board of Education, Conservation and Open Space, and Enterprise Funds. General Government projects are typically related to Public Safety 911, Carroll Community College, Carroll County Public Library, Sheriff's Office, Technology Services, Senior Centers, and other County facilities.

Included in the FY 17 – 22 CIP is funding for technology improvements for the County Government and for Carroll County Public Library, and systemic improvements and renovations for County facilities, including roofs, HVAC components, and parking lots.

In FY 17, additional funding is included for renovations at the former Army Reserve building, and in FY 19, a project is included for systemic renovations at Carroll Community College, including fire alarm upgrades and HVAC replacements.

For additional information on General Government projects, please refer to the individual project pages.

COMMUNITY INVESTMENT PLAN FOR FISCAL YEARS 2017 TO 2022

	Fiscal Year						Prior Allocation	Balance to Complete	Total Project Cost
	2017	2018	2019	2020	2021	2022			
GENERAL GOVERNMENT:									
Army Reserve Renovation	\$4,200,000	\$0	\$0	\$0	\$0	\$0	\$1,800,000	\$0	\$6,000,000
Carroll Community College Systemic Renovations	100,000	0	2,654,000	0	0	0	50,000	0	2,804,000
County Building Systemic Renovation	700,000	425,000	0	750,000	775,000	800,000	0	0	3,450,000
County Phone System Replacement	300,000	0	0	0	0	0	950,000	0	1,250,000
County Technology	700,000	721,000	993,000	765,000	788,000	812,000	0	0	4,779,000
Courthouse Annex Renovation	32,400	0	0	0	0	0	210,000	0	242,400
Fleet Lift Replacements	0	0	0	166,000	0	196,000	0	0	362,000
Infrastructure Planning Studies	30,000	30,000	30,000	30,000	30,000	30,000	0	0	180,000
Library Technology Replacements	100,000	100,000	100,000	100,000	100,000	100,000	0	0	600,000
Parking Lot Overlays	79,000	82,000	85,000	89,000	92,000	97,000	0	0	524,000
Records Management	25,800	0	0	0	0	0	436,000	0	461,800
GENERAL GOVERNMENT TOTAL	\$6,267,200	\$1,358,000	\$3,862,000	\$1,900,000	\$1,785,000	\$2,035,000	\$3,446,000	\$0	\$20,653,200
SOURCES OF FUNDING:									
Transfer from General Fund	\$1,234,800	\$933,000	\$1,208,000	\$984,000	\$1,010,000	\$1,039,000	\$608,754	\$0	\$7,017,554
Property Tax	0	0	0	0	0	0	677,246	0	677,246
Bonds	5,032,400	425,000	1,327,000	916,000	775,000	996,000	260,000	0	9,731,400
Reallocated Bonds	0	0	0	0	0	0	1,800,000	0	1,800,000
Reallocated GF Transfer	0	0	0	0	0	0	100,000	0	100,000
MD Higher Ed. Comm.	0	0	1,327,000	0	0	0	0	0	1,327,000
GENERAL GOVERNMENT TOTAL	\$6,267,200	\$1,358,000	\$3,862,000	\$1,900,000	\$1,785,000	\$2,035,000	\$3,446,000	\$0	\$20,653,200

Army Reserve Renovation

District Location: 3

Heidi K. Pepin, Senior Budget Analyst (410) 386-2082

8592

The project provides funding for renovations to the former Army Reserve building, located on Malcolm Drive in Westminster, including roof replacement and hazardous materials mitigation of the 14,000 square foot area in order to create additional space for the Sheriff's Office.

	FY 17	FY 18	FY 19	FY 20	FY 21	FY 22	Prior Allocation	Balance to Complete	Total Project Cost
Engineering/Design							500,000		500,000
Land Acquisition									0
Site Work									0
Construction	4,200,000						1,300,000		5,500,000
Equipment/Furnishings									0
Other									0
EXPENDITURES									
TOTAL	4,200,000	0	0	0	0	0	1,800,000	0	6,000,000
SOURCES OF FUNDS									
Transfer from General Fund									0
Property Tax									0
Bonds	4,200,000								4,200,000
Reallocated Bonds							1,800,000		1,800,000
PROJECTED OPERATING IMPACTS	0	0	0	0	0	0			

Carroll Community College Systemic Renovations

District Location: 3

Heidi K. Pepin, Senior Budget Analyst (410) 386-2082

8517

This project provides funding for systemic improvements and renovations to Carroll Community College facilities including heating, ventilation, and air conditioning systems. It is anticipated the State will provide 50 percent of the total funding for this project. Listed below are projects in priority order:

- Fire Alarm upgrades
- Main "A" Building boiler replacements
- Chiller replacements

	FY 17	FY 18	FY 19	FY 20	FY 21	FY 22	Prior Allocation	Balance to Complete	Total Project Cost
Engineering/Design	100,000						50,000		150,000
Land Acquisition									0
Site Work			531,000						531,000
Construction									0
Equipment/Furnishings			2,123,000						2,123,000
Other									0
EXPENDITURES									
TOTAL	100,000	0	2,654,000	0	0	0	50,000	0	2,804,000
SOURCES OF FUNDS									
Transfer from General Fund									0
Local Income Tax									0
Bonds	100,000		1,327,000				50,000		1,477,000
MD Higher Ed. Comm.			1,327,000						1,327,000
PROJECTED OPERATING IMPACTS	0	0	0	0	0	0			

County Building Systemic Renovations

Heidi K. Pepin, Senior Budget Analyst (410) 386-2082

9954

This project provides ongoing funding for systemic improvements and renovations to County facilities including roofing, heating, ventilation, and air conditioning systems. In FY 19, a separate project, Carroll Community College Systemic Renovations, is planned. Listed below are projects in priority order:

- County Office Building Roof
- Maintenance Center Chiller
- Citizen Services (Distillery Building) AC unit
- Health Department Rooftop Units
- County Office Building Rooftop Units
- Eldersburg Library HVAC System
- Maintenance Center Boiler
- Historic Courthouse HVAC System

	FY 17	FY 18	FY 19	FY 20	FY 21	FY 22	Prior Allocation	Balance to Complete	Total Project Cost
Engineering/Design									0
Land Acquisition									0
Site Work									0
Construction	700,000	425,000		750,000	775,000	800,000			3,450,000
Equipment/Furnishings									0
Other									0
EXPENDITURES									

TOTAL	700,000	425,000	0	750,000	775,000	800,000	0	0	3,450,000
--------------	----------------	----------------	----------	----------------	----------------	----------------	----------	----------	------------------

SOURCES OF FUNDS									
Transfer from General Fund									0
Local Income Tax									0
Property Tax									0
Bonds	700,000	425,000		750,000	775,000	800,000			3,450,000

PROJECTED OPERATING IMPACTS									
	0	0	0	0	0	0			0

County Phone System Replacement

Chizuko Godwin, Budget Analyst (410) 386-2082

8412

This project provides funding to replace the existing County government phone system, installed in 1998, with a new Voice Over Internet Protocol (VOIP) system. Included is the replacement of telephones incompatible with VOIP technology and cabling necessary for upgrade.

Operating impacts are for maintenance.

	FY 17	FY 18	FY 19	FY 20	FY 21	FY 22	Prior Allocation	Balance to Complete	Total Project Cost
Engineering/Design									0
Land Acquisition									0
Site Work									0
Construction									0
Equipment/Furnishings	300,000						950,000		1,250,000
Other									0
EXPENDITURES									
TOTAL	300,000	0	0	0	0	0	950,000	0	1,250,000
SOURCES OF FUNDS									
Transfer from General Fund	300,000						272,754		572,754
Local Income Tax									0
Property Tax							577,246		577,246
Reallocated GF Transfer							100,000		100,000
PROJECTED OPERATING IMPACTS	0	18,100	19,000	20,000	21,000	22,000			

County Technology

Chizuko Godwin, Budget Analyst (410) 386-2082

9648

This project provides ongoing funding for systematic replacement of County government information and communication systems including computers, servers, printers, and network infrastructure.

Included in the plan are the following:

- Storage Area Network (SAN)
- Virtual Servers and Back-Up System Upgrades
- Audio Video Suite for Circuit Court
- Court Smart for Circuit Court

Projected operating impacts include maintenance costs and software support.

	FY 17	FY 18	FY 19	FY 20	FY 21	FY 22	Prior Allocation	Balance to Complete	Total Project Cost
Engineering/Design									0
Land Acquisition									0
Site Work									0
Construction									0
Equipment/Furnishings	700,000	721,000	993,000	765,000	788,000	812,000			4,779,000
Other									0
EXPENDITURES									
TOTAL	700,000	721,000	993,000	765,000	788,000	812,000	0	0	4,779,000
SOURCES OF FUNDS									
Transfer from General Fund	700,000	721,000	993,000	765,000	788,000	812,000			4,779,000
Local Income Tax									0
Property Tax									0
MD Higher Ed. Comm.									0
PROJECTED OPERATING IMPACTS	0	16,000	16,800	17,640	36,520	38,346			

Courthouse Annex Renovation

District Location: 3

Sheree Lima, Management and Budget Project Coordinator (410) 386-2082

8589

This project provides funding for renovations to 1,200 square feet at the Courthouse Annex. The State's Attorney's Office will be moving from the Courthouse Annex and the vacated space will be renovated for use by the Circuit Court. The space will be occupied by the Court Administrator, Drug Court and Volunteer Community Services.

	FY 17	FY 18	FY 19	FY 20	FY 21	FY 22	Prior Allocation	Balance to Complete	Total Project Cost
Engineering/Design							19,000		19,000
Land Acquisition									0
Site Work									0
Construction							140,000		140,000
Equipment/Furnishings							32,000		32,000
Other	32,400						19,000		51,400
EXPENDITURES									
TOTAL	32,400	0	0	0	0	0	210,000	0	242,400
SOURCES OF FUNDS									
Transfer from General Fund									0
Local Income Tax									0
Property Tax									0
Bonds	32,400						210,000		242,400
PROJECTED OPERATING IMPACTS	0	0	0	0	0	0			

Fleet Lift Replacements

District Location: 3

Heidi K. Pepin, Senior Budget Analyst (410) 386-2082

9956

This project provides planned funding to continue the replacement of aging vehicle lifts at the maintenance facility. There are nine lifts in total, five above ground and four below ground. This project will replace below-ground lifts originally installed in 2006 and 2008. Additional lifts are scheduled for replacement outside of the six-year plan.

	FY 17	FY 18	FY 19	FY 20	FY 21	FY 22	Prior Allocation	Balance to Complete	Total Project Cost
Engineering/Design									0
Land Acquisition									0
Site Work									0
Construction									0
Equipment/Furnishings				166,000		196,000			362,000
Other									0
EXPENDITURES									
TOTAL	0	0	0	166,000	0	196,000	0	0	362,000
SOURCES OF FUNDS									
Transfer from General Fund									0
Local Income Tax									0
Property Tax									0
Bonds				166,000		196,000			362,000
PROJECTED OPERATING IMPACTS	0	0	0	0	0	0			

Infrastructure Planning Studies

District Location:

Sheree Lima, Management and Budget Project Coordinator (410) 386-2082

9701

This project provides ongoing funding to perform studies needed to develop infrastructure projects. Studies may include feasibility, impact, and conceptual design. Initial planned studies include a conceptual design study for sidewalks and/or trails near William Winchester Elementary and Westminster West Middle schools to Englar Road and a transportation study focusing on a continuous roadway connection from MD 97 (south of MD 140) to MD 31.

	FY 17	FY 18	FY 19	FY 20	FY 21	FY 22	Prior Allocation	Balance to Complete	Total Project Cost
Engineering/Design	30,000	30,000	30,000	30,000	30,000	30,000			180,000
Land Acquisition									0
Site Work									0
Construction									0
Equipment/Furnishings									0
Other									0
EXPENDITURES									
TOTAL	30,000	30,000	30,000	30,000	30,000	30,000	0	0	180,000
SOURCES OF FUNDS									
Transfer from General Fund	30,000	30,000	30,000	30,000	30,000	30,000			180,000
Local Income Tax									0
Property Tax									0
Bonds									0
PROJECTED OPERATING IMPACTS	0	0	0	0	0	0			

Library Technology Replacements

Evan Cook, Budget Analyst (410) 386-2082

9822

This project provides ongoing funding for the systematic replacement of computer equipment, network devices, and printers at ed at the Carroll County Public Library.

	FY 17	FY 18	FY 19	FY 20	FY 21	FY 22	Prior Allocation	Balance to Complete	Total Project Cost
Engineering/Design									0
Land Acquisition									0
Site Work									0
Construction									0
Equipment/Furnishings	100,000	100,000	100,000	100,000	100,000	100,000			600,000
Other									0
EXPENDITURES									
TOTAL	100,000	100,000	100,000	100,000	100,000	100,000	0	0	600,000
SOURCES OF FUNDS									
Transfer from General Fund	100,000	100,000	100,000	100,000	100,000	100,000			600,000
Local Income Tax									0
Property Tax									0
Bonds									0
PROJECTED OPERATING IMPACTS	0	0	0	0	0	0			

Parking Lot Overlays

Heidi K. Pepin, Senior Budget Analyst (410) 386-2082

9921

This ongoing project provides funding to overlay parking lots at County facilities. Listed below are projects in priority order that will be accomplished in the six-year plan:

- Community College Learning Resource Center
- Vietnam War Memorial
- Historic Courthouse Circle
- Taneytown Library
- North Street Lot
- Ascension Church Adjacent Lot
- County Office Building - Upper Section

	FY 17	FY 18	FY 19	FY 20	FY 21	FY 22	Prior Allocation	Balance to Complete	Total Project Cost
Engineering/Design									0
Land Acquisition									0
Site Work									0
Construction	79,000	82,000	85,000	89,000	92,000	97,000			524,000
Equipment/Furnishings									0
Other									0
EXPENDITURES									
TOTAL	79,000	82,000	85,000	89,000	92,000	97,000	0	0	524,000
SOURCES OF FUNDS									
Transfer from General Fund	79,000	82,000	85,000	89,000	92,000	97,000			524,000
Local Income Tax									0
Property Tax									0
Bonds									0
PROJECTED OPERATING IMPACTS	0	0	0	0	0	0			

Records Management

Chizuko Godwin, Budget Analyst (410) 386-2082

8274

This project provides funding for a records management system to be implemented throughout Carroll County Government. Documents are scanned and retained in an electronic format; historical documents are reviewed for retention, indexed, then scanned for electronic storage. Goals of this project are to reduce hard copy records through electronic compression and storage, and to provide records management for disaster recovery.

	FY 17	FY 18	FY 19	FY 20	FY 21	FY 22	Prior Allocation	Balance to Complete	Total Project Cost
Engineering/Design									0
Land Acquisition									0
Site Work									0
Construction									0
Equipment/Furnishings	25,800						436,000		461,800
Other									0
EXPENDITURES									
TOTAL	25,800	0	0	0	0	0	436,000	0	461,800
SOURCES OF FUNDS									
Transfer from General Fund	25,800						336,000		361,800
Local Income Tax									0
Property Tax							100,000		100,000
Bonds									0
PROJECTED OPERATING IMPACTS	0	0	0	0	0	0			

ENTERPRISE FUNDS

Overview of Enterprise Funds CIP

Enterprise Funds are used to account for operations that are financed and operated in a manner similar to private businesses. Carroll County has six enterprise funds: Carroll County Regional Airport, Fiber Network, Firearms Facility, Solid Waste, Septage, and Utilities (Water and Sewer). There are no projects for the Firearms Facility or Septage.

Solid Waste

The Solid Waste Enterprise Fund includes the County's landfill and recycling programs. The CIP includes projects to address landfill gas and groundwater remediation efforts at all the County's landfills.

Utilities

The Bureau of Utilities operates the Freedom Sewer, Freedom Water, the Hampstead Sewer, and several other small water and sewer systems. Projects can generally be divided into those intended to improve the existing system, such as looping projects that improve flows and equalize pressure, and those intended to provide for increased demand. Included in the FY 17 – 22 CIP is \$3.6 million for a relief sewer project, and \$1.1 million for five pump station rehabilitation or upgrade projects.

For additional information on these or other Enterprise Fund projects, please refer to the individual project pages.

COMMUNITY INVESTMENT PLAN FOR FISCAL YEARS 2017 TO 2022

	2017	2018	2019	2020	2021	2022	Prior Allocation	Balance to Complete	Total Project Cost
AIRPORT ENTERPRISE:									
Grounds and Maintenance Equipment	\$25,000	\$25,000	\$25,000	\$25,000	\$25,000	\$25,000	\$0	\$0	\$150,000
AIRPORT ENTERPRISE TOTAL	\$25,000	\$25,000	\$25,000	\$25,000	\$25,000	\$25,000	\$0	\$0	\$150,000
SOURCES OF FUNDING:									
Enterprise Fund - Airport	\$25,000	\$25,000	\$25,000	\$25,000	\$25,000	\$25,000	\$0	\$0	\$150,000
AIRPORT ENTERPRISE TOTAL	\$25,000	\$25,000	\$25,000	\$25,000	\$25,000	\$25,000	\$0	\$0	\$150,000

COMMUNITY INVESTMENT PLAN FOR FISCAL YEARS 2017 TO 2022

	Fiscal Year						Prior Allocation	Balance to Complete	Total Project Cost
	2017	2018	2019	2020	2021	2022			
FIBER NETWORK ENTERPRISE:									
Equipment Replacement	\$0	\$0	\$100,000	\$100,000	\$100,000	\$100,000	\$1,100,000	\$0	\$1,500,000
FIBER NETWORK ENTERPRISE TOTAL	\$0	\$0	\$100,000	\$100,000	\$100,000	\$100,000	\$1,100,000	\$0	\$1,500,000
SOURCES OF FUNDING:									
Enterprise Fund - Fiber	\$0	\$0	\$100,000	\$100,000	\$100,000	\$100,000	\$1,100,000	\$0	\$1,500,000
FIBER NETWORK ENTERPRISE TOTAL	\$0	\$0	\$100,000	\$100,000	\$100,000	\$100,000	\$1,100,000	\$0	\$1,500,000

COMMUNITY INVESTMENT PLAN FOR FISCAL YEARS 2017 TO 2022

	2017	2018	2019	2020	2021	2022	Prior Allocation	Balance to Complete	Total Project Cost
SOLID WASTE ENTERPRISE:									
Bark Hill Remediation and Maintenance	\$5,000	\$5,000	\$5,000	\$5,000	\$5,000	\$5,000	\$0	\$0	\$30,000
Hodges Remediation and Maintenance	5,000	5,000	5,000	5,000	5,000	5,000	0	0	30,000
Hoods Mill Remediation and Maintenance	40,000	40,000	40,000	40,000	40,000	0	0	0	200,000
Northern Landfill Remediation	55,000	55,000	55,000	55,000	55,000	55,000	0	0	330,000
SOLID WASTE ENTERPRISE TOTAL	\$105,000	\$105,000	\$105,000	\$105,000	\$105,000	\$65,000	\$0	\$0	\$590,000
SOURCES OF FUNDING:									
Enterprise Fund - Solid Waste	\$105,000	\$105,000	\$105,000	\$105,000	\$105,000	\$65,000	\$0	\$0	\$590,000
SOLID WASTE ENTERPRISE TOTAL	\$105,000	\$105,000	\$105,000	\$105,000	\$105,000	\$65,000	\$0	\$0	\$590,000

COMMUNITY INVESTMENT PLAN FOR FISCAL YEARS 2017 TO 2022

	2017	2018	2019	2020	2021	2022	Prior Allocation	Balance to Complete	Total Project Cost
UTILITIES ENTERPRISE:									
Freedom District Relief Sewer No.10 (Sykesville Interceptor)	\$525,500	\$2,696,200	\$0	\$0	\$0	\$0	\$405,300	\$0	\$3,627,000
Hydrant Replacements	118,000	124,000	130,000	137,000	143,000	150,150	0	0	802,150
Patapsco Valley Pump Station Upgrade	0	0	0	0	0	356,400	0	0	356,400
Piney Run Pump Station Improvements	60,000	0	0	0	0	0	305,000	0	365,000
Pleasant Valley WWTP Rehabilitation	0	0	0	0	0	825,000	0	0	825,000
Roberts Field Pump Station Rehabilitation	198,000	0	0	0	0	0	0	0	198,000
Sewer Main Rehabilitation	433,000	455,000	477,100	501,000	526,000	553,000	0	0	2,945,100
Sewer Manhole Rehabilitation	222,000	233,000	245,000	258,000	271,000	285,000	0	0	1,514,000
South Carroll WWTP Rehabilitation	0	0	0	0	0	566,500	0	0	566,500
Standby Generator Replacement	133,350	151,000	0	192,000	211,000	39,000	0	0	726,350
Stone Manor Pump Station Rehabilitation	302,500	0	0	0	0	0	0	0	302,500
Tank Painting, Repair and Rehabilitation	275,000	322,000	1,000,000	350,000	424,000	450,000	0	0	2,821,000
Town of Sykesville Streetscape Water and Sewer Upgrades	550,000	0	0	5,145,000	0	0	0	0	5,695,000
Town of Sykesville Water and Sewer Upgrades	0	0	0	0	900,000	1,475,000	0	8,900,000	11,275,000
Water Main Loops	335,000	352,000	370,000	389,000	408,000	428,000	489,000	800,000	3,571,000
Water Main Valve Replacements	241,500	254,000	266,000	280,000	293,500	308,000	0	0	1,643,000
Water Meters	865,000	590,000	620,000	650,000	683,000	717,000	0	0	4,125,000
Water Service Line Replacement	235,000	246,750	259,000	272,000	285,600	300,000	0	0	1,598,350
Water/Sewer Studies	0	0	0	100,000	0	0	400,000	0	500,000
Waters Edge Pump Station Rehabilitation	0	260,000	0	0	0	0	0	0	260,000
West Hampstead Collector Sewer Main Upgrade/Repair	1,697,400	0	0	0	0	0	147,600	0	1,845,000
Winfield Pump Station Upgrade	0	0	0	0	0	181,500	0	0	181,500
UTILITIES ENTERPRISE TOTAL	\$6,191,250	\$5,683,950	\$3,367,100	\$8,274,000	\$4,145,100	\$6,634,550	\$1,746,900	\$9,700,000	\$45,742,850
SOURCES OF FUNDING:									
Transfer from General Fund	\$0	\$0	\$0	\$0	\$50,000	\$748,000	\$0	\$0	\$798,000
Utilities User Fees	5,665,750	2,987,750	3,367,100	3,369,000	3,195,100	4,411,550	1,341,600	800,000	25,137,850
Maintenance Fee	85,255	437,839	0	4,905,000	900,000	1,475,000	65,817	8,900,000	16,768,911
Area Connection Charges	440,245	2,258,361	0	0	0	0	339,483	0	3,038,089
UTILITIES ENTERPRISE TOTAL	\$6,191,250	\$5,683,950	\$3,367,100	\$8,274,000	\$4,145,100	\$6,634,550	\$1,746,900	\$9,700,000	\$45,742,850

AIRPORT
ENTERPRISE FUND

COMMUNITY INVESTMENT PLAN FOR FISCAL YEARS 2017 TO 2022

	2017	2018	2019	2020	2021	2022	Prior Allocation	Balance to Complete	Total Project Cost
AIRPORT ENTERPRISE:									
Grounds and Maintenance Equipment	\$25,000	\$25,000	\$25,000	\$25,000	\$25,000	\$25,000	\$0	\$0	\$150,000
AIRPORT ENTERPRISE TOTAL	\$25,000	\$25,000	\$25,000	\$25,000	\$25,000	\$25,000	\$0	\$0	\$150,000
SOURCES OF FUNDING:									
Enterprise Fund - Airport	\$25,000	\$25,000	\$25,000	\$25,000	\$25,000	\$25,000	\$0	\$0	\$150,000
AIRPORT ENTERPRISE TOTAL	\$25,000	\$25,000	\$25,000	\$25,000	\$25,000	\$25,000	\$0	\$0	\$150,000

Grounds and Maintenance Equipment

District Location: 3

Evan Cook, Budget Analyst (410) 386-2082

6818

This project provides ongoing funding for airport grounds and maintenance equipment. The Federal Aviation Administration (FAA) has approved the use of rental revenues that are collected from the properties that were jointly purchased by the Airport and the FAA.

	FY 17	FY 18	FY 19	FY 20	FY 21	FY 22	Prior Allocation	Balance to Complete	Total Project Cost
Engineering/Design									0
Land Acquisition									0
Site Work									0
Construction									0
Equipment/Furnishings	25,000	25,000	25,000	25,000	25,000	25,000			150,000
Other									0
EXPENDITURES									
TOTAL	25,000	25,000	25,000	25,000	25,000	25,000	0	0	150,000
SOURCES OF FUNDS									
Transfer from General Fund									0
Property Tax									0
Bonds									0
Enterprise Fund - Airport	25,000	25,000	25,000	25,000	25,000	25,000			150,000
PROJECTED OPERATING IMPACTS	0	0	0	0	0	0			0

FIBER NETWORK
ENTERPRISE FUND

COMMUNITY INVESTMENT PLAN FOR FISCAL YEARS 2017 TO 2022

	Fiscal Year						Prior Allocation	Balance to Complete	Total Project Cost
	2017	2018	2019	2020	2021	2022			
FIBER NETWORK ENTERPRISE:									
Equipment Replacement	\$0	\$0	\$100,000	\$100,000	\$100,000	\$100,000	\$1,100,000	\$0	\$1,500,000
FIBER NETWORK ENTERPRISE TOTAL	\$0	\$0	\$100,000	\$100,000	\$100,000	\$100,000	\$1,100,000	\$0	\$1,500,000
SOURCES OF FUNDING:									
Enterprise Fund - Fiber	\$0	\$0	\$100,000	\$100,000	\$100,000	\$100,000	\$1,100,000	\$0	\$1,500,000
FIBER NETWORK ENTERPRISE TOTAL	\$0	\$0	\$100,000	\$100,000	\$100,000	\$100,000	\$1,100,000	\$0	\$1,500,000

Equipment Replacement

Chizuko Godwin, Budget Analyst 410-386-2082

6602

This project provides ongoing funding for the replacement of equipment for the Carroll County Public Network. Construction of the Network began in 2006 and was completed in 2013. In addition to the 112 miles of backbone fiber, 33 miles of laterals have been built and over 100 sites have been brought onto the network.

Operating impacts include ongoing maintenance support for equipment purchased in FY 15.

	FY 17	FY 18	FY 19	FY 20	FY 21	FY 22	Prior Allocation	Balance to Complete	Total Project Cost
Engineering/Design									
Land Acquisition									
Site Work									
Construction									
Equipment/Furnishings			100,000	100,000	100,000	100,000	1,100,000		1,500,000
Other									
EXPENDITURES									
TOTAL	0	0	100,000	100,000	100,000	100,000	1,100,000	0	1,500,000
SOURCES OF FUNDS									
Transfer from General Fund									
Local Income Tax									
Property Tax									
Enterprise Fund - Fiber			100,000	100,000	100,000	100,000	1,100,000		1,500,000
PROJECTED OPERATING IMPACTS	0	55,000	56,600	58,300	60,000	61,200			

**SOLID WASTE
ENTERPRISE FUND**

COMMUNITY INVESTMENT PLAN FOR FISCAL YEARS 2017 TO 2022

	2017	2018	2019	2020	2021	2022	Prior Allocation	Balance to Complete	Total Project Cost
SOLID WASTE ENTERPRISE:									
Bark Hill Remediation and Maintenance	\$5,000	\$5,000	\$5,000	\$5,000	\$5,000	\$5,000	\$0	\$0	\$30,000
Hodges Remediation and Maintenance	5,000	5,000	5,000	5,000	5,000	5,000	0	0	30,000
Hoods Mill Remediation and Maintenance	40,000	40,000	40,000	40,000	40,000	0	0	0	200,000
Northern Landfill Remediation	55,000	55,000	55,000	55,000	55,000	55,000	0	0	330,000
SOLID WASTE ENTERPRISE TOTAL	\$105,000	\$105,000	\$105,000	\$105,000	\$105,000	\$65,000	\$0	\$0	\$590,000
SOURCES OF FUNDING:									
Enterprise Fund - Solid Waste	\$105,000	\$105,000	\$105,000	\$105,000	\$105,000	\$65,000	\$0	\$0	\$590,000
SOLID WASTE ENTERPRISE TOTAL	\$105,000	\$105,000	\$105,000	\$105,000	\$105,000	\$65,000	\$0	\$0	\$590,000

Bark Hill Remediation and Maintenance

District Location: 1

Sheree Lima, Management and Budget Project Coordinator (410) 386-2082

6537

This project provides ongoing funding to maintain the Bark Hill closed landfill. The Environmental Protection Agency requires a landfill be monitored and maintained for a minimum of thirty years after closing. This funding is used to control the movement and proper handling of the gas and groundwater around the landfill, as well as needed repairs to the site. Prior to FY 16, funding for this project was included in the Closed Landfill project.

	FY 17	FY 18	FY 19	FY 20	FY 21	FY 22	Prior Allocated	Balance to Complete	Total Project Cost
Engineering/Design									0
Land Acquisition									0
Site Work									0
Construction	5,000	5,000	5,000	5,000	5,000	5,000			30,000
Equipment/Furnishings									0
Other									0
EXPENDITURES									
TOTAL	5,000	5,000	5,000	5,000	5,000	5,000	0	0	30,000
SOURCES OF FUNDS									
Transfer from General Fund									0
Property Tax									0
Bonds									0
Enterprise Fund - Solid Waste	5,000	5,000	5,000	5,000	5,000	5,000			30,000
PROJECTED OPERATING IMPACTS	0	0	0	0	0	0			0

Hodges Remediation and Maintenance

District Location: 5

Sheree Lima, Management and Budget Project Coordinator (410) 386-2082

6538

This project provides ongoing funding to maintain the Hodges closed landfill. The Environmental Protection Agency requires a landfill be monitored and maintained for a minimum of thirty years after closing. This funding is used to control the movement and proper handling of the gas and groundwater around the landfills, as well as needed repairs to the site.

	FY 17	FY 18	FY 19	FY 20	FY 21	FY 22	Prior Allocated	Balance to Complete	Total Project Cost
Engineering/Design									0
Land Acquisition									0
Site Work									0
Construction	5,000	5,000	5,000	5,000	5,000	5,000			30,000
Equipment/Furnishings									0
Other									0
EXPENDITURES									
TOTAL	5,000	5,000	5,000	5,000	5,000	5,000	0	0	30,000
SOURCES OF FUNDS									
Transfer from General Fund									0
Property Tax									0
Bonds									0
Enterprise Fund - Solid Waste	5,000	5,000	5,000	5,000	5,000	5,000			30,000
PROJECTED OPERATING IMPACTS	0	0	0	0	0	0			

Hoods Mill Remediation and Maintenance

District Location: 4

Sheree Lima, Management and Budget Project Coordinator (410) 386-2082

6520

This project provides ongoing funding to maintain the closed Hoods Mill Landfill. The Environmental Protection Agency requires a landfill be monitored and maintained for a minimum of thirty years after closing. This funding is used for controlling the movement and proper handling of the gas and groundwater around the landfill and maintenance to the site.

	FY 17	FY 18	FY 19	FY 20	FY 21	FY 22	Prior Allocated	Balance to Complete	Total Project Cost
Engineering/Design									0
Land Acquisition									0
Site Work									0
Construction	40,000	40,000	40,000	40,000	40,000				200,000
Equipment/Furnishings									0
Other									0
EXPENDITURES									
TOTAL	40,000	40,000	40,000	40,000	40,000	0	0	0	200,000
SOURCES OF FUNDS									
Transfer from General Fund									0
Local Income Tax									0
Bonds									0
Enterprise Fund - Solid Waste	40,000	40,000	40,000	40,000	40,000				200,000
PROJECTED OPERATING IMPACTS	0	0	0	0	0	0			0

Northern Landfill Remediation

District Location: 2

Sheree Lima, Management and Budget Project Coordinator (410) 386-2082

6521

This project provides ongoing funding to test and control the movement, collection, and proper handling of the gas and groundwater at the landfill. Landfill gas and water around the landfill are regulated by the Maryland Department of the Environment.

	FY 17	FY 18	FY 19	FY 20	FY 21	FY 22	Prior Allocated	Balance to Complete	Total Project Cost
Engineering/Design									0
Land Acquisition									0
Site Work									0
Construction	55,000	55,000	55,000	55,000	55,000	55,000			330,000
Equipment/Furnishings									0
Other									0
EXPENDITURES									
TOTAL	55,000	55,000	55,000	55,000	55,000	55,000	0	0	330,000
SOURCES OF FUNDS									
Transfer from General Fund									0
Property Tax									0
Bonds									0
Enterprise Fund - Solid Waste	55,000	55,000	55,000	55,000	55,000	55,000			330,000
PROJECTED OPERATING IMPACTS	0	0	0	0	0	0			0

UTILITIES
ENTERPRISE FUND

COMMUNITY INVESTMENT PLAN FOR FISCAL YEARS 2017 TO 2022

	2017	2018	2019	2020	2021	2022	Prior Allocation	Balance to Complete	Total Project Cost
UTILITIES ENTERPRISE:									
Freedom District Relief Sewer No.10 (Sykesville Interceptor)	\$525,500	\$2,696,200	\$0	\$0	\$0	\$0	\$405,300	\$0	\$3,627,000
Hydrant Replacements	118,000	124,000	130,000	137,000	143,000	150,150	0	0	802,150
Patapsco Valley Pump Station Upgrade	0	0	0	0	0	356,400	0	0	356,400
Piney Run Pump Station Improvements	60,000	0	0	0	0	0	305,000	0	365,000
Pleasant Valley WWTP Rehabilitation	0	0	0	0	0	825,000	0	0	825,000
Roberts Field Pump Station Rehabilitation	198,000	0	0	0	0	0	0	0	198,000
Sewer Main Rehabilitation	433,000	455,000	477,100	501,000	526,000	553,000	0	0	2,945,100
Sewer Manhole Rehabilitation	222,000	233,000	245,000	258,000	271,000	285,000	0	0	1,514,000
South Carroll WWTP Rehabilitation	0	0	0	0	0	566,500	0	0	566,500
Standby Generator Replacement	133,350	151,000	0	192,000	211,000	39,000	0	0	726,350
Stone Manor Pump Station Rehabilitation	302,500	0	0	0	0	0	0	0	302,500
Tank Painting, Repair and Rehabilitation	275,000	322,000	1,000,000	350,000	424,000	450,000	0	0	2,821,000
Town of Sykesville Streetscape Water and Sewer Upgrades	550,000	0	0	5,145,000	0	0	0	0	5,695,000
Town of Sykesville Water and Sewer Upgrades	0	0	0	0	900,000	1,475,000	0	8,900,000	11,275,000
Water Main Loops	335,000	352,000	370,000	389,000	408,000	428,000	489,000	800,000	3,571,000
Water Main Valve Replacements	241,500	254,000	266,000	280,000	293,500	308,000	0	0	1,643,000
Water Meters	865,000	590,000	620,000	650,000	683,000	717,000	0	0	4,125,000
Water Service Line Replacement	235,000	246,750	259,000	272,000	285,600	300,000	0	0	1,598,350
Water/Sewer Studies	0	0	0	100,000	0	0	400,000	0	500,000
Waters Edge Pump Station Rehabilitation	0	260,000	0	0	0	0	0	0	260,000
West Hampstead Collector Sewer Main Upgrade/Repair	1,697,400	0	0	0	0	0	147,600	0	1,845,000
Winfield Pump Station Upgrade	0	0	0	0	0	181,500	0	0	181,500
UTILITIES ENTERPRISE TOTAL	\$6,191,250	\$5,683,950	\$3,367,100	\$8,274,000	\$4,145,100	\$6,634,550	\$1,746,900	\$9,700,000	\$45,742,850
SOURCES OF FUNDING:									
Transfer from General Fund	\$0	\$0	\$0	\$0	\$50,000	\$748,000	\$0	\$0	\$798,000
Utilities User Fees	5,665,750	2,987,750	3,367,100	3,369,000	3,195,100	4,411,550	1,341,600	800,000	25,137,850
Maintenance Fee	85,255	437,839	0	4,905,000	900,000	1,475,000	65,817	8,900,000	16,768,911
Area Connection Charges	440,245	2,258,361	0	0	0	0	339,483	0	3,038,089
UTILITIES ENTERPRISE TOTAL	\$6,191,250	\$5,683,950	\$3,367,100	\$8,274,000	\$4,145,100	\$6,634,550	\$1,746,900	\$9,700,000	\$45,742,850

Hydrant Replacements

Robin Hooper, Management and Budget Project Coordinator (410) 386-2082

6359

This project provides ongoing funding to replace the County's 900 hydrants. The annual allocation for this project funds the replacement of approximately 25 hydrants.

	FY 17	FY 18	FY 19	FY 20	FY 21	FY 22	Prior Allocation	Balance to Complete	Total Project Cost
Engineering/Design									0
Land Acquisition									0
Site Work									0
Construction									0
Equipment/Furnishings	118,000	124,000	130,000	137,000	143,000	150,150			802,150
Other									0
EXPENDITURES									
TOTAL	118,000	124,000	130,000	137,000	143,000	150,150	0	0	802,150
SOURCES OF FUNDS									
Transfer from General Fund									0
Utilities User Fees	118,000	124,000	130,000	137,000	143,000	150,150			802,150
Maintenance Fee									0
Area Connection Charges									0
PROJECTED OPERATING IMPACTS	0	0	0	0	0	0			0

Patapsco Valley Pump Station Upgrade

District Location: 5

Robin Hooper, Management and Budget Project Coordinator (410) 386-2082

Proj #

This project provides planned funding to rehabilitate the Patapsco Valley Pump Station, built in 2000, with new pumps, controls, grinder, generator, roofing, bypass valving, fencing and paving repairs.

	FY 17	FY 18	FY 19	FY 20	FY 21	FY 22	Prior Allocation	Balance to Complete	Total Project Cost
Engineering/Design									0
Land Acquisition									0
Site Work									0
Construction						324,000			324,000
Equipment/Furnishings									0
Other						32,400			32,400
EXPENDITURES									
TOTAL	0	0	0	0	0	356,400	0	0	356,400
SOURCES OF FUNDS									
Transfer from General Fund									0
Utilities User Fees						356,400			356,400
Maintenance Fee									0
Area Connection Charges									0
PROJECTED OPERATING IMPACTS	0	0	0	0	0	0			

Piney Run Pump Station Improvements

District Location: 5

Robin Hooper, Management and Budget Project Coordinator (410) 386-2082

6436

This project provides funding for improvements to Piney Run Pump Station. The existing pumps are experiencing mechanical problems. Modifications will be made to the pump station to install larger heavy-duty pumps in order to handle the current and projected flows.

	FY 17	FY 18	FY 19	FY 20	FY 21	FY 22	Prior Allocation	Balance to Complete	Total Project Cost
Engineering/Design									0
Land Acquisition									0
Site Work									0
Construction	30,000						305,000		335,000
Equipment/Furnishings									0
Other	30,000								30,000
EXPENDITURES									
TOTAL	60,000	0	0	0	0	0	305,000	0	365,000
SOURCES OF FUNDS									
Transfer from General Fund									0
Utilities User Fees	60,000						305,000		365,000
Maintenance Fee									0
Area Connection Charges									0
PROJECTED OPERATING IMPACTS	0	0	0	0	0	0			0

Pleasant Valley WWTP Rehabilitation

District Location: 1

Robin Hooper, Management and Budget Project Coordinator (410) 386-2082

Proj #

This project provides planned funding for the rehabilitation of the Pleasant Valley Wastewater Treatment Facility, which was put in service in 1997. The scope will include replacement of pumps, blowers and a generator, as well as electrical and control upgrades, painting of the sequence batch reactor tanks, and other site improvements.

	FY 17	FY 18	FY 19	FY 20	FY 21	FY 22	Prior Allocation	Balance to Complete	Total Project Cost
Engineering/Design									0
Land Acquisition									0
Site Work									0
Construction						750,000			750,000
Equipment/Furnishings									0
Other						75,000			75,000
EXPENDITURES									
TOTAL	0	0	0	0	0	825,000	0	0	825,000
SOURCES OF FUNDS									
Transfer from General Fund									0
Utilities User Fees						825,000			825,000
Maintenance Fee									0
Area Connection Charges									0
PROJECTED OPERATING IMPACTS	0	0	0	0	0	0			

Sewer Main Rehabilitation

Robin Hooper, Management and Budget Project Coordinator (410) 386-2082

6421

This project provides ongoing funding for the lining and/or pipe bursting of the sanitary sewer mains. Lining the pipes increases the life of the sewer mains by sealing the joints and cracks and stopping tree roots and inflow and infiltration from damaging the system. Pipe bursting is a trenchless method for replacement of sewer pipes.

	FY 17	FY 18	FY 19	FY 20	FY 21	FY 22	Prior Allocation	Balance to Complete	Total Project Cost
Engineering/Design									0
Land Acquisition									0
Site Work									0
Construction	393,000	413,000	433,000	455,000	478,000	502,000			2,674,000
Equipment/Furnishings									0
Other	40,000	42,000	44,100	46,000	48,000	51,000			271,100
EXPENDITURES									
TOTAL	433,000	455,000	477,100	501,000	526,000	553,000	0	0	2,945,100
SOURCES OF FUNDS									
Transfer from General Fund									0
Utilities User Fees	433,000	455,000	477,100	501,000	526,000	553,000			2,945,100
Maintenance Fee									0
Area Connection Charges									0
PROJECTED OPERATING IMPACTS	0	0	0	0	0	0			0

Sewer Manhole Rehabilitation

Robin Hooper, Management and Budget Project Coordinator (410) 386-2082

6403

This project provides ongoing funding to rehabilitate the Freedom area's 3,000 sanitary sewer manholes and Hampstead's 1,000 sanitary sewer manholes. The funding for this project will address 40 - 60 manholes annually. Repair strategies include foam injection rehabilitation, structure rehabilitation through spray-on lining, the addition of manhole risers to raise the top of structures above-ground level to 100-year floodplain elevations, and replacement of existing manhole covers with sealed structures.

	FY 17	FY 18	FY 19	FY 20	FY 21	FY 22	Prior Allocation	Balance to Complete	Total Project Cost
Engineering/Design									0
Land Acquisition									0
Site Work									0
Construction	222,000	233,000	245,000	258,000	271,000	285,000			1,514,000
Equipment/Furnishings									0
Other									0
EXPENDITURES									
TOTAL	222,000	233,000	245,000	258,000	271,000	285,000	0	0	1,514,000
SOURCES OF FUNDS									
Transfer from General Fund									0
Utilities User Fees	222,000	233,000	245,000	258,000	271,000	285,000			1,514,000
Maintenance Fee									0
Area Connection Charges									0
PROJECTED OPERATING IMPACTS	0	0	0	0	0	0			0

South Carroll WWTP Rehabilitation

District Location: 5

Robin Hooper, Management and Budget Project Coordinator (410) 386-2082

Proj #

This project provides planned funding for the rehabilitation of the South Carroll Wastewater Treatment Facility, which was put in service in 1992. The scope will include replacement of pumps, blowers and a generator, as well as electrical and control upgrades, painting of the sequence batch reactor tanks, and other site improvements.

	FY 17	FY 18	FY 19	FY 20	FY 21	FY 22	Prior Allocation	Balance to Complete	Total Project Cost
Engineering/Design									0
Land Acquisition									0
Site Work									0
Construction						515,000			515,000
Equipment/Furnishings									0
Other						51,500			51,500
EXPENDITURES									
TOTAL	0	0	0	0	0	566,500	0	0	566,500
SOURCES OF FUNDS									
Transfer from General Fund						566,500			566,500
Utilities User Fees									0
Maintenance Fee									0
Area Connection Charges									0
PROJECTED OPERATING IMPACTS	0	0	0	0	0	0			0

Standby Generator Replacement

Robin Hooper, Management and Budget Project Coordinator (410) 386-2082

Proj #

This project provides funding for replacement of the standby generator fleet. Currently, there are a total of 24 standby generators at the wastewater pumping stations and wastewater treatment plants and a total of 4 at the water treatment facilities and water tanks. The standby generators are critical to continue providing water and sewer service should a power failure occur.

	FY 17	FY 18	FY 19	FY 20	FY 21	FY 22	Prior Allocation	Balance to Complete	Total Project Cost
Engineering/Design									0
Land Acquisition									0
Site Work									0
Construction									0
Equipment/Furnishings	133,350	151,000		192,000	211,000	39,000			726,350
Other									0
EXPENDITURES									
TOTAL	133,350	151,000	0	192,000	211,000	39,000	0	0	726,350
SOURCES OF FUNDS									
Transfer from General Fund					50,000				50,000
Utilities User Fees	133,350	151,000		192,000	161,000	39,000			676,350
Maintenance Fee									0
Area Connection Charges									0
PROJECTED OPERATING IMPACTS	0	0	0	0	0	0			

Stone Manor Pump Station Rehabilitation

District Location: 5

Robin Hooper, Management and Budget Project Coordinator (410) 386-2082

6437

This project provides planned funding to rehabilitate the Stone Manor Pump Station, which was built in 1997, with new pumps and controls, roofing, a generator, and upgrade of the electrical system.

	FY 17	FY 18	FY 19	FY 20	FY 21	FY 22	Prior Allocation	Balance to Complete	Total Project Cost
Engineering/Design									0
Land Acquisition									0
Site Work									0
Construction									0
Equipment/Furnishings	275,000								275,000
Other	27,500								27,500
EXPENDITURES									
TOTAL	302,500	0	0	0	0	0	0	0	302,500
SOURCES OF FUNDS									
Transfer from General Fund									0
Utilities User Fees	302,500								302,500
Maintenance Fee									0
Area Connection Charges									0
PROJECTED OPERATING IMPACTS	0	0	0	0	0	0			0

Town of Sykesville Streetscape Water and Sewer Upgrades

District Location: 5

Robin Hooper, Management and Budget Project Coordinator (410) 386-2082

6431

This project provides funding to replace the water and sewer infrastructure on Maryland Route 851. This project will coincide with the Town of Sykesville Streetscape project.

	FY 17	FY 18	FY 19	FY 20	FY 21	FY 22	Prior Allocation	Balance to Complete	Total Project Cost
Engineering/Design	550,000								550,000
Land Acquisition									0
Site Work									0
Construction				3,675,000					3,675,000
Equipment/Furnishings									0
Other				1,470,000					1,470,000
EXPENDITURES									
TOTAL	550,000	0	0	5,145,000	0	0	0	0	5,695,000
SOURCES OF FUNDS									
Transfer from General Fund									0
Enterprise Fund - Utilities	550,000			240,000					790,000
Maintenance Fee				4,905,000					4,905,000
Area Connection Charges									0
PROJECTED OPERATING IMPACTS	0	0	0	0	0	0			0

Town of Sykesville Water and Sewer Upgrades

District Location: 5

Robin Hooper, Management and Budget Project Coordinator (410) 386-2082

Proj #

This project provides planned funding to rehabilitate or replace the cast iron water mains and clay sanitary sewer lines in the Town of Sykesville. The Bureau of Utilities operates and maintains both the water and sewer lines in the Town, which are between 50 and 90 years old. The aging condition of lines has led to water and sanitary sewer breaks, affecting both businesses and residents. Engineering for the project is expected to start in FY 21 with construction to begin in FY 22 and continue through FY 30.

	FY 17	FY 18	FY 19	FY 20	FY 21	FY 22	Prior Allocation	Balance to Complete	Total Project Cost
Engineering/Design					900,000				900,000
Land Acquisition									0
Site Work									0
Construction						1,475,000		8,900,000	10,375,000
Equipment/Furnishings									0
Other									0
EXPENDITURES									
TOTAL	0	0	0	0	900,000	1,475,000	0	8,900,000	11,275,000
SOURCES OF FUNDS									
Transfer from General Fund									0
Utilities User Fees									0
Maintenance Fee					900,000	1,475,000		8,900,000	11,275,000
Area Connection Charges									0
PROJECTED OPERATING IMPACTS	0	0	0	0	0	0			0

Water Main Loops

District Location: 5

Robin Hooper, Management and Budget Project Coordinator (410) 386-2082

6425

This project provides funding to connect various water mains in the Freedom area to provide adequate looping in the Freedom water system. Looping of water mains is the connection of dead ends of two separate water lines. Connecting these lines improves water flow throughout the system, provides for fire flow improvements, and helps maintain and improve water quality.

Projects include:

- Calvert Way and Dale Drive 8" loop (925')
- Kennard Court and Lawrence Court 8" loop (510')
- Sussex Court and Breckenridge Court 8" loop (1,650')
- Brunswick Drive and Woodridge Lane 8" loop (1,050')
- Slacks Road from Quad Lane to Macbeth Way 8" loop (1,150')
- Oklahoma Avenue (Sykesville) from Main Street to end on Oklahoma Avenue 8" loop (1,300')
- Ronsdale Road to Linton Road 8" loop (1,640')

	FY 17	FY 18	FY 19	FY 20	FY 21	FY 22	Prior Allocation	Balance to Complete	Total Project Cost
Engineering/Design/Insp.									0
Land Acquisition									0
Site Work									0
Construction	335,000	352,000	370,000	389,000	408,000	428,000	489,000	800,000	3,571,000
Equipment/Furnishings									0
Other									0
EXPENDITURES									

TOTAL	335,000	352,000	370,000	389,000	408,000	428,000	489,000	800,000	3,571,000
--------------	----------------	----------------	----------------	----------------	----------------	----------------	----------------	----------------	------------------

SOURCES OF FUNDS									
Transfer from General Fund									0
Utilities User Fees	335,000	352,000	370,000	389,000	408,000	428,000	489,000	800,000	3,571,000
Maintenance Fee									0
Area Connection Charges									0

PROJECTED OPERATING IMPACTS									
	0	0	0	0	0	0			0

Water Main Valve Replacements

Robin Hooper, Management and Budget Project Coordinator (410) 386-2082

6428

This project provides ongoing funding to replace the County's water line valves and blow-off valves. Water line valves are needed to shut off lines in the event of water main breaks or new tapplings into the system. Blow-off valves allow for waterline flushing to reduce the buildup of sediment and stagnant water. The planned annual allocation will fund approximately 40 valve replacements.

	FY 17	FY 18	FY 19	FY 20	FY 21	FY 22	Prior Allocation	Balance to Complete	Total Project Cost
Engineering/Design									0
Land Acquisition									0
Site Work									0
Construction	241,500	254,000	266,000	280,000	293,500	308,000			1,643,000
Equipment/Furnishings									0
Other									0
EXPENDITURES									
TOTAL	241,500	254,000	266,000	280,000	293,500	308,000	0	0	1,643,000
SOURCES OF FUNDS									
Transfer from General Fund									0
Utilities User Fees	241,500	254,000	266,000	280,000	293,500	308,000			1,643,000
Maintenance Fee									0
Area Connection Charges									0
PROJECTED OPERATING IMPACTS	0	0	0	0	0	0			0

Water Meters

Robin Hooper, Management and Budget Project Coordinator (410) 386-2082

6311

This project provides ongoing funding for the upgrade and replacement of the 10,000 existing meters. The upgrade will include software and hardware equipment that will enable staff to collect meter readings while driving by homes and could also include replacement of the vault and/or conversion from curb-stop-type water house connections to meter vault-type connections. The conversion to meter vaults would move the meter from inside private houses to a vault located in the County right-of-way to allow easier maintenance and meter readings.

	FY 17	FY 18	FY 19	FY 20	FY 21	FY 22	Prior Allocation	Balance to Complete	Total Project Cost
Engineering/Design									0
Land Acquisition									0
Site Work									0
Construction	865,000	590,000	620,000	650,000	683,000	717,000			4,125,000
Equipment/Furnishings									0
Other									0
EXPENDITURES									
TOTAL	865,000	590,000	620,000	650,000	683,000	717,000	0	0	4,125,000
SOURCES OF FUNDS									
Transfer from General Fund									0
Utilities User Fees	865,000	590,000	620,000	650,000	683,000	717,000			4,125,000
Maintenance Fee									0
Area Connection Charges									0
PROJECTED OPERATING IMPACTS	0	0	0	0	0	0			0

Water Service Line Replacement

District Location: 5

Robin Hooper, Management and Budget Project Coordinator (410) 386-2082

6429

This project provides ongoing funding to replace water service lines in the Freedom area of the County. The service lines vary in length, but typically average 50 to 75 feet. The annual allocation for this project funds the replacement of approximately 50-60 water service lines each year.

	FY 17	FY 18	FY 19	FY 20	FY 21	FY 22	Prior Allocation	Balance to Complete	Total Project Cost
Engineering/Design									0
Land Acquisition									0
Site Work									0
Construction	235,000	246,750	259,000	272,000	285,600	300,000			1,598,350
Equipment/Furnishings									0
Other									0
EXPENDITURES									
TOTAL	235,000	246,750	259,000	272,000	285,600	300,000	0	0	1,598,350
SOURCES OF FUNDS									
Transfer from General Fund									0
Utilities User Fees	235,000	246,750	259,000	272,000	285,600	300,000			1,598,350
Maintenance Fee									0
Area Connection Charges									0
PROJECTED OPERATING IMPACTS	0	0	0	0	0	0			

Water/Sewer Studies

Robin Hooper, Management and Budget Project Coordinator (410) 386-2082

6385

This project provides planned funding for a study of the Freedom water distribution system and of the Freedom and Hampstead sewer collection systems. The studies performed will include asset conditions, expected life, capacity conditions, breaches in system, etc. The study will also become a platform for follow-up studies to keep the study up to date for the budgeting and maintenance scheduling.

	FY 17	FY 18	FY 19	FY 20	FY 21	FY 22	Prior Allocation	Balance to Complete	Total Project Cost
Engineering/Design				100,000			400,000		500,000
Land Acquisition									0
Site Work									0
Construction									0
Equipment/Furnishings									0
Other									0
EXPENDITURES									
TOTAL	0	0	0	100,000	0	0	400,000	0	500,000
SOURCES OF FUNDS									
Transfer from General Fund									0
Local Income Tax									0
Utilities User Fees				100,000			400,000		500,000
Maintenance Fee									0
PROJECTED OPERATING IMPACTS	0	0	0	0	0	0			

Waters Edge Pump Station Rehabilitation

District Location: 5

Robin Hooper, Management and Budget Project Coordinator (410) 386-2082

Proj #

This project provides planned funding to rehabilitate the Waters Edge Pump Station, which was built in 2001, with new pump assembly, roofing, updated electric controls, grinder, paving and fencing.

	FY 17	FY 18	FY 19	FY 20	FY 21	FY 22	Prior Allocation	Balance to Complete	Total Project Cost
Engineering/Design									0
Land Acquisition									0
Site Work									0
Construction									0
Equipment/Furnishings		235,000							235,000
Other		25,000							25,000
EXPENDITURES									
TOTAL	0	260,000	0	0	0	0	0	0	260,000
SOURCES OF FUNDS									
Transfer from General Fund									0
Utilities User Fees		260,000							260,000
Maintenance Fee									0
Area Connection Charges									0
PROJECTED OPERATING IMPACTS	0	0	0	0	0	0			0

West Hampstead Collector Sewer Main Upgrade/Repair

District Location: 2

Robin Hooper, Management and Budget Project Coordinator (410) 386-2082

6426

This project provides funding for the upgrade, repair and/or replacement of the clay sewer main serving Carroll Street, Houcksville Road, Gill Avenue, and Shiloh Road on the west side of the Town of Hampstead. The main was originally constructed in 1968.

	FY 17	FY 18	FY 19	FY 20	FY 21	FY 22	Prior Allocation	Balance to Complete	Total Project Cost
Engineering/Design							147,600		147,600
Land Acquisition									0
Site Work	73,800								73,800
Construction	1,476,000								1,476,000
Equipment/Furnishings									0
Other	147,600								147,600
EXPENDITURES									
TOTAL	1,697,400	0	0	0	0	0	147,600	0	1,845,000
SOURCES OF FUNDS									
Transfer from General Fund									0
Utilities User Fees	1,697,400						147,600		1,845,000
Maintenance Fee									0
Area Connection Charges									0
PROJECTED OPERATING IMPACTS	0	0	0	0	0	0			

Winfield Pump Station Upgrade

District Location: 5

Robin Hooper, Management and Budget Project Coordinator (410) 386-2082

Proj #

This project provides planned funding to rehabilitate the Winfield Pump Station, which was built in 1993, with new pumps, control systems, roofing, generator, bypass valving, and paving. This pump station was built by the Board of Education specifically for Winfield Elementary School on Salem Bottom Road.

	FY 17	FY 18	FY 19	FY 20	FY 21	FY 22	Prior Allocation	Balance to Complete	Total Project Cost
Engineering/Design									0
Land Acquisition									0
Site Work									0
Construction									0
Equipment/Furnishings						165,000			165,000
Other						16,500			16,500
EXPENDITURES									
TOTAL	0	0	0	0	0	181,500	0	0	181,500
SOURCES OF FUNDS									
Transfer from General Fund						181,500			181,500
Utilities User Fees									0
Maintenance Fee									0
Area Connection Charges									0
PROJECTED OPERATING IMPACTS	0	0	0	0	0	0			

GLOSSARY

GLOSSARY OF TERMS

AGRICULTURE TRANSFER TAX Tax on the sale of property located within an area zoned for agriculture; proceeds are used to help fund the Agricultural Land Preservation Program.

APPROPRIATION The County's legal authorization to spend a specific amount of money for a particular purpose during a fiscal period.

BALANCED BUDGET A budget in which total expenditures equal total revenues. By State Law, the County's budget must be balanced.

BOND An investment grade interest-bearing certificate of indebtedness sold by the County or another governmental agency to generate funds. The bond guarantees payment of the original investment plus interest by a specified date or dates in the future. Bonds typically involve long-term indebtedness to pay for capital projects.

BONDED DEBT The total amount owed by the County as a result of the sale of general obligation or other bonds guaranteed by the County Government.

BUREAU A sub-unit within a department with its own budget. For example, the Bureau of Accounting is a bureau within the Department of the Comptroller.

CAPITAL BUDGET This budget funds major construction and improvement projects such as schools, bridges, and roads.

COMMUNITY INVESTMENT PLAN (CIP) A six-year plan showing anticipated capital projects and required funding.

DEBT SERVICE The annual payment of principal and interest on the County's bonded debt.

DEPARTMENT A County agency or office consisting of one or more bureaus. Examples are the Department of Economic Development and the Department of Public Works.

DISTRICT LOCATION The location of a project based on the five voting population districts within Carroll County.

ENTERPRISE FUND A fund established to account for the financing of certain self-supporting services provided by the County government. The services generate their own revenues from fees, charges, and other receipts. Carroll County presently has six enterprise funds: one to operate Sewer and/or Water facilities, one to operate the Septage facility, one that manages the Solid Waste and recycling efforts, one for the operations of the Airport, one for the Fiber Network, and one for the Firearms Facility.

FISCAL YEAR A twelve-month period of time to which the annual operating and capital budgets apply. Carroll County's fiscal year commences July 1st and ends the following June 30th.

FUND A separate budget/accounting entity with its own revenues and appropriations. The general fund, for example, covers most of the daily operations of the County agencies and is funded by a variety of taxes and other revenues.

GRANT A contribution of assets (usually cash) from one governmental unit (typically the State or Federal government) or other organization to another. The contribution is usually provided in support of a particular public function, project or program.

IMPACT FEES Charges imposed upon additional development for capital infrastructure improvements that must be provided by the local government to serve the new structures.

OPERATING BUDGET The annual budget, which supports the day-to-day operations of County agencies.

OPERATING IMPACTS The operating budget impacts that will be incurred as a result of project implementation. Examples include utilities, maintenance, and personnel costs.

PAYGO A fiscal policy by which capital projects are funded with current revenue rather than long-term or bonded debt. In Carroll County, in addition to transfer to capital, other sources of current revenue are appropriated directly to the capital budget: property tax devoted to capital, local income tax devoted to capital, fund balance appropriation, bond interest and impact fees.

PROGRAM OPEN SPACE A State program that helps finance investment in park facilities and land.

RESERVE FOR CONTINGENCIES Funds budgeted to provide for unforeseen expenses or emergencies that arise during the fiscal year.

REVENUES Monies received by the County to support its budget and enable the employees to provide service needed by the public. Property taxes, building permits and receipts from State and Federal sources are examples. By law, revenues must meet or exceed appropriations.

SEMI-AUTONOMOUS AGENCIES Agencies of the County which are not subject to full County appropriation authority due to State Law, such as Carroll Community College, Carroll County Public Library, Health Department, the Board of Education and the Carroll County Volunteer Emergency Services Association.

INDEX

Index

Agricultural Land Preservation.....	71
Airport Summary Page	147
Airport Title Page	145
Appointed Officials.....	4
Army Reserve Renovation.....	125
Bark Hill Park Improvements	105
Bark Hill Remediation and Maintenance.....	156
Bear Branch Nature Center Roof Replacement.....	106
Bear Branch Tot Lot	107
Bear Run Road over Bear Branch.....	94
Board of County Commissioners Title Page	1
Board of County Commissioners.....	3
Bridge Inspection and Inventory.....	95
Bridge Maintenance and Structural Repairs	96
Bridges Comparison.....	10
Bridges Summary Page.....	93
Bridges Title Page.....	91
Budget Summary Title Page	31
Capital Budget Summary Title Page.....	17
Capital Fund Appropriations – Charts	27
Capital Fund Appropriations – Graph.....	26
Capital Fund Revenues – Charts.....	23
Capital Fund Revenues – Graph	22
Career and Technology Center Replacement	52
Carroll Community College Systemic Renovations	126
Cleaning and Painting of Existing Bridge Structural Steel.....	97
Community Investment Plan for Fiscal Year 17.....	29
Community Self-Help Projects	108
Comparison of Preliminary Recommended to Request Title Page	5
Conservation and Open Space Comparison.....	9
Conservation and Open Space Overview	69
Conservation and Open Space Summary Page.....	70
Conservation and Open Space Title Page.....	67
County Building Systemic Renovations	127
County Phone System Replacement	128
County Technology.....	129
Courthouse Annex Renovation	130
Culture and Recreation Comparison.....	11
Culture and Recreation Overview.....	103
Culture and Recreation Summary Page	104
Culture and Recreation Title Page	101
Deer Park and Sandymount Court Resurfacing	109
Double Pipe Creek Boat Ramp.....	110

Enterprise Fund – Utilities	15
Enterprise Funds – Airport, Fiber Network and Solid Waste	14
Enterprise Funds Overview Page	139
Enterprise Funds Title Page	137
Environmental Compliance	72
Equipment Replacement	152
Fiber Network Summary Page	151
Fiber Network Title Page	149
Fleet Lift Replacements	131
Francis Scott Key High Roof Replacement	54
Freedom District Relief Sewer No. 10 (Sykesville Interceptor)	164
Friendship Valley Elementary Roof Replacement	55
FY 15 – FY 17 All Funds Appropriations Summary	20
FY 15 – FY 17 All Funds Revenue Summary	19
FY 15 – FY 17 Capital Fund Appropriations Expanded	25
FY 15 – FY 17 Capital Fund Appropriations	24
FY 15 – FY 17 Capital Fund Revenues	21
FY 17 – FY 22 Community Investment Plan	33
FY 17 Schedule of Reappropriations	28
FY 2017 Capital Improvement Program Budget Request	44
FY 2018 – 2022 Capital Improvement Program Plan	45
Gaither Road over South Branch Patapsco River	98
General Government Comparison	12
General Government Overview Page	123
General Government Summary Page	124
General Government Title Page	121
Gillis Falls Trail I	111
Glossary Title Page	187
Glossary	189
Grounds and Maintenance Equipment	148
High School Science Room Renovations	53
Highway Safety Improvements	82
Hodges Remediation and Maintenance	157
Hollingsworth Road over Unnamed Tributary	99
Hoods Mill Remediation and Maintenance	158
HVAC Improvements and Replacements	56
Hydrant Replacements	165
Index Title Page	191
Index	193
Infrastructure Planning Studies	132
Johnsville Road Sidewalk	83
Library Technology Replacements	133
Market Street Extended	84
Northern Landfill Remediation	159
Northwest County Trail Acquisition	112
Park Restoration	113
Parking Lot Overlays	134
Patapsco Valley Pump Station Upgrade	166
Pavement Management Program	85

Pavement Preservation.....	86
Paving	57
Piney Ridge Elementary Roof Replacement.....	58
Piney Run Pump Station Improvements	167
Pleasant Valley WWTP Rehabilitation.....	168
Public Schools Comparison	7
Public Schools Overview	43
Public Schools Summary Page	51
Public Schools Title Page	41
Public Works Overview	77
Public Works Title Page	75
Ramp and Sidewalk Upgrades	87
Records Management.....	135
Relocatable Classroom Removal	59
Roads Comparison	10
Roads Summary Page	81
Roads Title Page	79
Roberts Field Pump Station Rehabilitation.....	169
Roof Repairs	60
Roof Replacements	61
Sewer Main Rehabilitation	170
Sewer Manhole Rehabilitation.....	171
Small Drainage Structures	88
Solid Waste Summary Page.....	155
Solid Waste Title Page.....	153
South Carroll High Roof Replacement.....	62
South Carroll WWTP Rehabilitation	172
Sports Complex Lighting.....	114
Sports Complex Overlay.....	115
Standby Generator Replacement.....	173
Stone Chapel Road over Little Pipe Creek	100
Stone Manor Pump Station Rehabilitation	174
Storm Drain Rehabilitation	89
Stormwater Facility Renovation	73
Tank Painting, Repair, and Rehabilitation.....	175
Ten Year Facilities Master Plan.....	46
Tot Lot Replacement.....	116
Town Fund.....	117
Town of Sykesville Streetscape Water and Sewer Upgrades	176
Town of Sykesville Water and Sewer Upgrades	177
Transfer to Operating Budget for BOE Debt Service.....	63
Union Mills Building Renovations	118
Union Mills Main House Renovations	119
Utilities Summary Page	163
Utilities Title Page	161
Water Main Loops	178
Water Main Valve Replacements	179
Water Meters.....	180
Water Service Line Replacement.....	181

Water/Sewer Studies	182
Waters Edge Pump Station Rehabilitation.....	183
Watershed Assessment and Improvement (NPDES)	74
West Hampstead Collector Sewer Main Upgrade / Repair	184
Westminster High Electrical Equipment Replacement.....	64
Westminster High Roof Replacement	65
Westminster Veterans Memorial Park	120
Winfield Pump Station Upgrade	185