


Carroll County Maryland



Community Investment Plan
Preliminary Recommended
Fiscal Years 2018-2023



PRODUCED BY

The Department of Management and Budget

Ted Zaleski..... Director
Deborah Effingham..... Chief, Bureau of Budget
Sheree Lima Management and Budget Project Coordinator
Heidi Pepin..... Management and Budget Project Coordinator
Lynn Karr..... Senior Management and Budget Analyst
Evan Cook Management and Budget Analyst
Judy Flickinger..... Management and Budget Analyst
Chizuko Godwin Management and Budget Analyst

Special thanks to the staff in Production and Distribution

Accessibility

The Americans with Disability Act applies to the Carroll County Government and its programs, services, activities and facilities. If you have questions, suggestions, or complaints, please contact the Carroll County Government Americans with Disabilities Coordinator at (410) 386-3600 or TTY (410) 848-9747. The mailing address is: 10 Distillery Drive, Suite 101, Westminster, Maryland 21157.

January 17, 2017

*TO: Matthew S. Helminiak, Chairman
Planning and Zoning Commission*

RE: Preliminary Recommendation on the FY 18-23 CIP

This memo is your introduction to the FY 18-23 Community Investment Program (CIP) and the Preliminary Recommended CIP. First I would like to briefly review the CIP process timeline.

<i>September</i>	<i>CIP requests received at the Department of Management and Budget</i>
<i>Mid-January</i>	<i>DMB Preliminary Recommendation is forwarded to the Planning Commission and the Board of County Commissioners</i>
<i>February</i>	<i>Planning Commission makes recommendations and comments on the CIP</i>
<i>March</i>	<i>DMB Recommended Budget to the Commissioners</i>
<i>Late March</i>	<i>Commissioner/Agency meetings on the Budget</i>
<i>April</i>	<i>Commissioners develop their Proposed Budget</i>
<i>Early May</i>	<i>Public Hearing on the Proposed Budget</i>
<i>Late May</i>	<i>Budget Adoption</i>

What is the Preliminary Recommended CIP?

- A first look at the next CIP.*
- A CIP that reflects the goals of the Commissioners.*
- A CIP that generally continues the currently adopted CIP.*
- The starting point for discussion with the Commissioners.*

What the Preliminary Recommended CIP is not.

- *The final version of the CIP.*
- *The end of analysis on individual projects.*
- *A commitment of dollars, timing or revenue mix.*

Summary

Much of the Preliminary Recommendation closely resembles the FY 17-22 Adopted CIP. This is not an accident. The starting point each year is the current plan. We can never predict with 100% accuracy the services and facilities that will be needed over a six-year period and we expect previously unidentified projects to be added to the CIP, but it is critical that the plan retain its basic stability. The economic environment and local revenue growth continue to be a challenge for the budget process. Our approach has been to focus on maintaining existing infrastructure while adding few new construction projects to the CIP.

Board of Education

The school construction portion of the Preliminary Recommended CIP accounts for approximately 56% of total dollars and is supported and constrained by three sources of revenue: Impact Fees, dedicated Local Income Tax collected, and State funding.

- *New Construction – Funding is included for the replacement of the Career and Technology Center, though other alternatives are still being considered.*
- *Modernizations - Funding is included for the renovation of high school science classrooms.*
- *HVAC System Replacements – Funding is included for HVAC system replacements at East Middle and Sandymount Elementary.*
- *Roof Replacements – Funding is included for roof replacements at Carrolltowne Elementary, Elmer Wolfe Elementary, Robert Moton Elementary, and Runnymede Elementary.*

Conservation and Open Space

This portion of the Preliminary Recommended CIP includes water resources and Agricultural Land Preservation.

- *Water – Funding is included for the reconstruction and structural maintenance of existing storm water management ponds, and remediation efforts to stay in compliance with our NPDES permit.*

- *Agricultural Land Preservation – Funding is included to continue efforts to permanently preserve farm land through easements. The county has preserved more than 69,000 acres of the County’s 100,000 acre goal.*

Public Works

The Public Works portion of the Preliminary Recommended CIP includes Roads and Bridges.

- *Pavement Management – This project includes funding for mainline, low volume and neighborhood roads. Repair strategies include: patching, overlay, mill and overlay, full-depth reclamation, and reconstruction. Drainage structures and guardrails will be replaced or added where necessary.*
- *Market Street – Funding is included to extend the existing portion of Market Street from the intersection with MD 140 to Old Westminster Pike.*
- *Funding is included for the replacement of nine bridge structures.*

Culture and Recreation

This portion of the Preliminary Recommended CIP provides for cultural facilities and for passive (i.e. natural park areas) and active (i.e. ballfields) recreational opportunities. The primary sources of funding for recreation projects are Impact Fees and Program Open Space (POS) grants. Culture and Recreation projects include Recreation and Parks and the Union Mills Homestead.

- *Parks – Funding is included for construction of Westminster Veterans Memorial Park and Deer Park Phase II, trail construction including Gillis Falls Phase I, and improvements at Bark Hill Park, Union Mills Homestead, and the Sports Complex.*

General Government

This portion of the Preliminary Recommended CIP is all the projects that do not fall into one of the other five categories: Culture and Recreation, Public Works, Board of Education, Conservation and Open Space, and Enterprise Funds. General Government projects are typically related to Public Safety 911, Carroll Community College, Carroll County Public Library, Sheriff’s Office, State’s Attorney, Technology Services, Senior Centers, and other County facilities.

- *County Facilities – Funding is included for the renovations and improvements at the Farm Museum, Public Safety Training Center, and Carroll Community College.*

I hope this is helpful in acquainting you with the CIP and some of the issues as you prepare for your review. I will be available to offer further information and clarification as necessary.

Ted Zaleski

Director, Management and Budget

FY 18 – FY 23 CIP
Preliminary Recommended
Table of Contents

Board of County Commissioners

Board of County Commissioners Title Page1
Board of County Commissioners.....3
Appointed Officials.....4

Comparison of FY 18 – 23 Preliminary Recommended to Request

Comparison of Preliminary Recommended to Request Title Page5
Public Schools Comparison7
Conservation and Open Space Comparison.....8
Roads Comparison9
Bridges Comparison.....10
Culture and Recreation Comparison11
General Government Comparison12
Enterprise Funds – Airport, Fiber Network and Solid Waste14
Enterprise Fund – Utilities15

All Funds and Capital Budget Summary

Capital Budget Summary Title Page.....17
FY 16 – FY 18 All Funds Revenue Summary19
FY 16 – FY 18 All Funds Appropriations Summary.....20
FY 16 – FY 18 Capital Fund Revenues21
Capital Fund Revenues – Graph22
Capital Fund Revenues – Charts.....23
FY 16 – FY 18 Capital Fund Appropriations24
FY 16 – FY 18 17 Capital Fund Appropriations Expanded25
Capital Fund Appropriations – Graph.....26
Capital Fund Appropriations – Charts27
FY 18 Schedule of Reappropriations28
Community Investment Plan for Fiscal Year 18.....29

Budget Summary

Budget Summary Title Page31
FY 17 – FY 23 Community Investment Plan33

Public Schools

Public Schools Title Page41
Public Schools Overview43
FY 2017 Capital Improvement Program Budget Request44
FY 2018 – 2022 Capital Improvement Program Plan45
Ten Year Facilities Master Plan.....46
Public Schools Summary Page50

Career and Technology Center	51
High School Science Room Renovations	52
HVAC Improvements and Replacements	53
HVAC System Replacement – East Middle	54
HVAC System Replacement - Sandymount Elementary.....	55
Paving	56
Relocatable Classroom Removal	57
Roof Repairs	58
Roof Replacement – Carrolltowne Elementary	59
Roof Replacement – Elmer Wolfe Elementary	60
Roof Replacement - Robert Moton Elementary	61
Roof Replacement – Runnymede Elementary	62
Roof Replacement.....	63
Technology Improvement.....	64
Transfer to Operating Budget for BOE Debt Service.....	65
Westminster High Electrical Equipment Replacement.....	66

Conservation and Open Space

Conservation and Open Space Title Page.....	67
Overview of Conservation and Open Space	69
Conservation and Open Space Summary Page.....	70
Agricultural Land Preservation.....	71
Environmental Compliance	72
Stormwater Facility Renovation	73
Water Resource Element Plan Update.....	74
Watershed Assessment and Improvement (NPDES)	75

Public Works

Public Works Title Page	77
Overview of Public Works.....	79

Roads

Roads Title Page	81
Roads Summary Page	83
Design Manual Update	84
Highway Safety Improvements.....	85
Market Street Extended.....	86
Pavement Management Program	87
Pavement Preservation.....	88
Ramp and Sidewalk Upgrades	89
Small Drainage Structures	90
Storm Drain Rehabilitation	91
Transportation/State Projects	92

Bridges

Bridges Title Page.....	93
Bridges Summary Page.....	95
Babylon Road over Silver Run	96

Bear Run Road over Bear Branch.....	97
Bixlers Church Road over Big Pipe Creek	98
Bridge Inspection and Inventory.....	99
Bridge Maintenance and Structural Repairs	100
Cleaning and Painting of Existing Bridge Structural Steel.....	101
Gaither Road over South Branch Patapsco River	102
Hawks Hill Road over Little Pipe Creek Tributary	103
Hollingsworth Road over Unnamed Tributary	104
Hughes Shop Road over Bear Branch	105
McKinstry's Mill Road over Sams Creek.....	106
Stone Chapel Road over Little Pipe Creek	107

Culture and Recreation

Culture and Recreation Title Page	109
Culture and Recreation Overview.....	111
Culture and Recreation Summary Page	112
Bark Hill Park Improvements	113
Bear Branch Nature Center Roof Replacement	114
Bennett Cerf Bridge Replacement	115
Community Self-Help Projects	116
Deer Park Phase II	117
Double Pipe Creek Boat Ramp	118
Gillis Falls Trail I.....	119
Krimgold Park Phase II.....	120
Parkland Acquisition.....	121
Park Restoration.....	122
Recreation and Parks Unallocated	123
Sports Complex Lighting	124
Sports Complex Overlay.....	125
Tot Lot Replacement.....	126
Town Fund.....	127
Union Mills Building Renovations	128
Westminster Veterans Memorial Park Phase I	129

General Government

General Government Title Page.....	131
General Government Overview Page	133
General Government Summary Page.....	134
Carroll Community College Systemic Renovations	135
County Building Access System Replacements/Additions	136
County Building Systemic Renovations	137
County Technology.....	138
Courthouse Facility Improvements for MDEC.....	139
Emergency Communications Equipment	140
Emergency Services Pagers	141
Farm Museum Building Restorations	142
Fleet Lift Replacements	143
Infrastructure Studies	144

Library Technology	145
Parking Lot Overlays	146
Public Safety Training Center.....	147

Enterprise Funds

Enterprise Funds Title Page	149
Enterprise Funds Overview Page.....	151
Enterprise Funds FY 18 – FY 23 Community Investment Plan	152
Enterprise Funds FY 18 Schedule of Reappropriations.....	156

Airport Enterprise Fund

Airport Title Page	157
Airport Summary Page	159
Grounds and Maintenance Equipment.....	160

Fiber Network Enterprise Fund

Fiber Network Title Page.....	161
Fiber Network Summary Page.....	163
Equipment Replacement	164

Solid Waste Enterprise Fund

Solid Waste Title Page.....	165
Solid Waste Summary Page.....	167
Large Load Drop-Off Area	168

Utilities Enterprise Fund

Utilities Title Page	169
Utilities Summary Page	171
Freedom District Relief Sewer No. 10 (Sykesville Interceptor)	172
Freedom Sewer Rehabilitation.....	173
Freedom WTP Membrane Replacement.....	174
Freedom Wells and Connections	175
Gravity Sewer Main – Houcksville Rd to Treatment Plant	176
Hampstead Sewer Rehabilitation.....	177
Hampstead WWTP Effluent Line.....	178
Hydrant Replacements	179
Patapsco Valley Pump Station Upgrade	180
Pleasant Valley WWTP Rehabilitation.....	181
Runnymede SBR Rehabilitation.....	182
Sewer Manhole Rehabilitation.....	183
Sewer Pipe Repair and Replacement	184
South Carroll High WWTP Rehabilitation.....	185
Specifications and Design Manual Update.....	186
Standby Generator Replacement.....	187
Sykesville Pump Station Replacement	188
Tank Painting, Repair, and Rehabilitation.....	189
Town of Sykesville Streetscape Water and Sewer Upgrades	190
Town of Sykesville Water and Sewer Upgrades	191

Water Main Loops	192
Water Main Valve Replacements	193
Water Meters.....	194
Water Service Line Replacement.....	195
Water/Sewer Studies.....	196
Waters Edge Pump Station Rehabilitation.....	197
Winfield Pump Station Upgrade.....	198

Glossary

Glossary Title Page	199
Glossary	201

Index

Index Title Page	203
Index	205

BOARD
OF
COUNTY
COMMISSIONERS

Board of County Commissioners



*C. Richard Weaver
President
District 2*



*Dennis E. Frazier
Vice President
District 3*



*Stephen A. Wantz
Secretary
District 1*



*Richard S. Rothschild
District 4*



*J. Douglas Howard
District 5*

Appointed Officials

*Roberta Windham
County Administrator*

*Robert M. Burk
Comptroller*

*Timothy C. Burke
County Attorney*

*Scott R. Campbell
Director of Public Safety*

*Jeffrey D. Castonguay
Director of Public Works*

*Jeff R. Degitz
Director of Recreation and Parks*

*Thomas S. Devilbiss
Director of Land and Resource Management*

*Kimberly L. Frock
Director of Human Resources*

*Philip R. Hager
Director of Comprehensive Planning*

*Christine C. Kay
Director of Citizen Services*

*John T. Lyburn
Director of Economic Development*

*Mark E. Ripper
Director of Technology Services*

*Ted Zaleski, III
Director of Management and Budget*

COMPARISON
OF
REQUEST
TO
PRELIMINARY RECOMMENDED

Comparison of FY 18 – 23 Preliminary Recommended CIP to FY 18 – 23 Request CIP

PROJECT	PAGE	NOT INCLUDED	INCLUDED AS REQUESTED	INCLUDED WITH TIMING CHANGE	INCLUDED WITH DOLLAR CHANGE
Public Schools:					
Career and Technology Center	24			X	X
Cranberry Station Elementary Kindergarten Addition	25	X			
Friendship Valley Kindergarten and PRIDE Addition	26	X			
High School Science Room Renovations	27				X
Sandymount Elementary Kindergarten Addition	28	X			
Taneytown Elementary Kindergarten Addition	29	X			
West Middle School Modernization	30	X			
Barrier Free Modifications	31	X			
Electrical System Upgrades	34	X			
HVAC Improvements and Replacements	36				X
HVAC System Replacement - East Middle	33		X		
HVAC System Replacement - Sandymount Elementary	43			X	X
Paving	37				X
Relocatable Classroom Removal	38		X		
Roof Repairs	40		X		
Roof Replacement – Carrolltowne Elementary	32		X		
Roof Replacement – Elmer Wolfe Elementary	35				X
Roof Replacement – Robert Moton Elementary	39		X		
Roof Replacement – Runnymede Elementary	42				X
Roof Replacements	41				X
Security Improvements	44	X			
Technology Improvements	45				X
Transfer to Operating Budget for BOE Debt Service	46			X	X
Westminster High Electrical Equipment Replacement	47		X		
Window Replacements	48	X			

Comparison of FY 18 – 23 Preliminary Recommended CIP to FY 18 – 23 Request CIP

PROJECT	PAGE	NOT INCLUDED	INCLUDED AS REQUESTED	INCLUDED WITH TIMING CHANGE	INCLUDED WITH DOLLAR CHANGE
Conservation and Open Space:					
Agricultural Land Preservation	52		X		
Environmental Compliance	53		X		
Stormwater Facility Renovation	54				X
Water Resource Management Plan Update	55		X		
Watershed Assessment and Improvement (NPDES)	56		X		

Comparison of FY 18 – 23 Preliminary Recommended CIP to FY 18 – 23 Request CIP

PROJECT	PAGE	NOT INCLUDED	INCLUDED AS REQUESTED	INCLUDED WITH TIMING CHANGE	INCLUDED WITH DOLLAR CHANGE
Roads:					
Bark Hill Additional Vehicle and Equipment Storage	62	X			
Cape Horn Salt Storage Facility	63	X			
Design Manual Update	64		X		
Dickenson Road Extended	65	X			
Freedom Avenue Sidewalk	66	X			
Highway Safety Improvements	67				X
Hodges Vehicle and Equipment Storage	68	X			
Market Street Extended	69				X
Pavement Management Program	70		X		
Pavement Preservation	71				X
Ramp and Sidewalk Upgrades	72		X		
Small Drainage Structures	73				X
Storm Drain Rehabilitation	74				X
Transportation Initiatives of Critical Concern	75	X			
Transportation/State Projects	76		X		
Winfield Vehicle and Equipment Storage	77	X			

Comparison of FY 18 – 23 Preliminary Recommended CIP to FY 18 – 23 Request CIP

PROJECT	PAGE	NOT INCLUDED	INCLUDED AS REQUESTED	INCLUDED WITH TIMING CHANGE	INCLUDED WITH DOLLAR CHANGE
Bridges:					
Babylon Road over Silver Run	82			X	X
Bear Run Road over Bear Branch	83			X	X
Bixlers Church over Big Pipe Creek	84		X		
Bridge Inspection and Inventory	85				X
Bridge Maintenance and Structural Repairs	86				X
Cleaning and Painting of Existing Bridge Structural Steel	87				X
Gaither Road over South Branch Patapsco River	88			X	X
Hawks Hill Road over Little Pipe Creek Tributary	89			X	X
Hollingsworth Road over Unnamed Tributary	90				X
Hughes Shop Road over Bear Branch	91			X	X
McKinstry's Mill Road over Sam's Creek	92			X	X
Stone Chapel Road over Little Pipe Creek	93		X		

Comparison of FY 18 – 23 Preliminary Recommended CIP to FY 18 – 23 Request CIP

PROJECT	PAGE	NOT INCLUDED	INCLUDED AS REQUESTED	INCLUDED WITH TIMING CHANGE	INCLUDED WITH DOLLAR CHANGE
Culture and Recreation:					
Bark Hill Park Improvements	98				X
Bear Branch Nature Center Roof Replacement	99			X	X
Bennett Cerf Bridge Replacement	100			X	X
Cape Horn Dog Park	101	X			
Community Self-Help Projects	102		X		
Deer Park Phase II	NEW				
Double Pipe Creek Boat Ramp	103			X	X
Gillis Falls Phase I	NEW				
Krimgold Park Phase II	104			X	X
Parkland Acquisition	105			X	X
Park Restoration	106		X		
Quaker Hill Ballfields	107	X			
Recreation and Parks Unallocated	NEW				
Sports Complex Lighting	108				X
Sports Complex Overlay	109		X		
Tot Lot Replacement	110				X
Town Fund	111				X
Trail Development	112	X			
Union Mills Building Renovations	113		X		
Westminster Veterans Memorial Park	114				X

Comparison of FY 18 – 23 Preliminary Recommended CIP to FY 18 – 23 Request CIP

PROJECT	PAGE	NOT INCLUDED	INCLUDED AS REQUESTED	INCLUDED WITH TIMING CHANGE	INCLUDED WITH DOLLAR CHANGE
General Government:					
911 Radio System	118	X			
Carroll Community College Systemic Renovations	119				X
Carroll Community College Technology	120	X			
Carroll County Parking Garage	121	X			
Central Air Conditioning BERB Building	122	X			
County Building Access System Replacements/Additions	123			X	X
County Building Systemic Renovations	124		X		
County Technology	125				X
Countywide Transportation Master Plan	126	X			
Courthouse Annex Renovation	127	X			
Courthouse Facility Improvements for MDEC	128		X		
Eldersburg Library Branch Renovation	129	X			
Election Board Facility Renovations	130	X			
Emergency Communications Equipment	131			X	X
Emergency Services Pagers	132				X
Farm Museum Building Restorations	133		X		
Fleet Floor Replacements	135	X			
Fleet Lift Replacements	134			X	X
Infrastructure Studies	136		X		
Library Technology	137				X
Maintenance Center Additional Parking	138	X			
Maintenance Center Perimeter Fencing	139	X			
Maintenance Center Renovation and Addition	140	X			
Maintenance Center Septage Upgrade	141	X			
Parking Lot Overlays	142				X

Comparison of FY 18 – 23 Preliminary Recommended CIP to FY 18 – 23 Request CIP

PROJECT		NOT INCLUDED	INCLUDED AS REQUESTED	INCLUDED WITH TIMING CHANGE	INCLUDED WITH DOLLAR CHANGE
Permits and Inspections Office Renovation	143	X			
Public Safety Training Center	144		X		
Public Works Infrastructure Planning Studies	145	X			
Records Management	146	X			
Sheriff's Office Day Reporting Center	147	X			
Sheriff's Office Eldersburg Precinct	148	X			
Sheriff's Office New Detention Center	148	X			
Sheriff's Office North Carroll Precinct	150	X			
Sheriff's Office Patrol Area Renovation	151	X			
Taneytown Senior Center Addition	152	X			
Westminster Branch Basement Improvements	153	X			
Westminster Senior Center Expansion	154	X			

Comparison of FY 18 – 23 Preliminary Recommended CIP to FY 18 – 23 Request CIP

PROJECT	PAGE	NOT INCLUDED	INCLUDED AS REQUESTED	INCLUDED WITH TIMING CHANGE	INCLUDED WITH DOLLAR CHANGE
ENTERPRISE FUNDS:					
Airport:					
Grounds and Maintenance Equipment	157		X		

Fiber Enterprise:					
Equipment Replacement	168		X		

Solid Waste:					
Large Load Drop-off Area	172				X

Comparison of FY 18 – 23 Preliminary Recommended CIP to FY 18 – 23 Request CIP

PROJECT	PAGE	NOT INCLUDED	INCLUDED AS REQUESTED	INCLUDED WITH TIMING CHANGE	INCLUDED WITH DOLLAR CHANGE
Utilities:					
Freedom District Relief Sewer No.10 (Sykesville Interceptor)	176		X		
Freedom Sewer Rehabilitation	177				X
Freedom WTP Membrane Replacement	178		X		
Freedom Wells and Connections	179		X		
Gravity Sewer Main – Houcksville Rd to Treatment Plant	180		X		
Hampstead Sewer Rehabilitation	181				X
Hampstead WWTP Effluent Line	182		X		
Hydrant Replacements	183		X		
Patapsco Valley Pump Station Upgrade	184		X		
Pleasant Valley WWTP Rehabilitation	185		X		
Runnymede SBR Rehabilitation	186		X		
Sewer Manhole Rehabilitation	187		X		
Sewer Pipe Repair and Replacement	188			X	X
South Carroll High WWTP Rehabilitation	189		X		
Specifications and Design Manual Update	190		X		
Standby Generator Replacement	191		X		
Sykesville Pump Station Replacement	192				X
Tank Painting, Repair and Rehabilitation	193		X		
Town of Sykesville Streetscape Water and Sewer Upgrades	194		X		
Town of Sykesville Water and Sewer Upgrades	195		X		
Water Main Loops	196		X		

Comparison of FY 18 – 23 Preliminary Recommended CIP to FY 18 – 23 Request CIP

PROJECT	PAGE	NOT INCLUDED	INCLUDED AS REQUESTED	INCLUDED WITH TIMING CHANGE	INCLUDED WITH DOLLAR CHANGE
Water Main Valve Replacements	197		X		
Water Meters	198				X
Water Service Line Replacements	199		X		
Water/Sewer Studies	200		X		
Waters Edge Pump Station Rehabilitation	201		X		
Winfield Pump Station Upgrade	202		X		

**ALL FUNDS AND
CAPITAL BUDGET
SUMMARY**

FY 16 - FY 18 All Funds Revenue Summary

Revenue Source	Fiscal Year			\$ Change FY 17 to FY 18
	2016 Budget	2017 Budget	2018 Budget	
Capital Fund				
Local	\$45,951,313	\$46,221,735	\$44,174,318	(\$2,047,417)
State	5,756,158	9,569,365	7,507,600	(2,061,765)
Federal	160,000	0	1,520,000	1,520,000
Other	516,000	1,126,565	405,400	(721,165)
Total Capital Fund Sources	\$52,383,471	\$56,917,665	\$53,607,318	(\$3,310,347)
Airport Enterprise Fund				
Local-Enterprise Fund	\$25,000	\$25,000	\$20,000	(\$5,000)
Total Airport Enterprise Fund Sources	\$25,000	\$25,000	\$20,000	(\$5,000)
Solid Waste Enterprise Fund				
Local-Enterprise Fund	\$545,000	\$8,506	\$0	(\$8,506)
Total Solid Waste Enterprise Fund Sources	\$545,000	\$8,506	\$0	(\$8,506)
Utilities Enterprise Fund				
Local-Enterprise Fund	\$21,224,000	\$6,061,250	\$9,189,754	\$3,128,504
Total Utilities Enterprise Fund Sources	\$21,224,000	\$6,061,250	\$9,189,754	\$3,128,504
Septage Enterprise Fund				
Local-Enterprise Fund	\$0	\$0	\$0	\$0
Total Septage Enterprise Fund Sources	\$0	\$0	\$0	\$0
Total Revenues	\$74,177,471	\$63,012,421	\$62,817,072	(\$195,349)

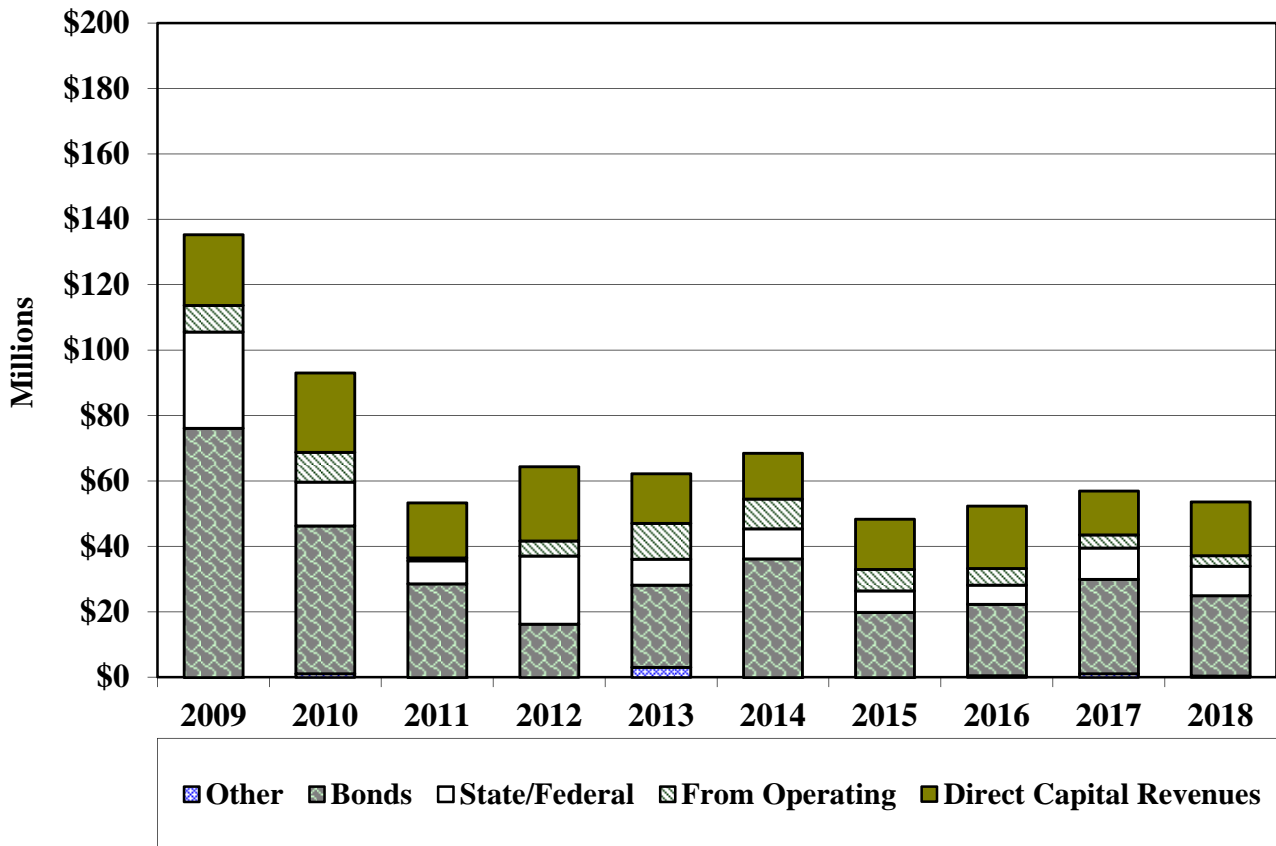
FY 16 - FY 18 All Funds Appropriations Summary

Appropriation Area	Fiscal Year			\$ Change FY 17 to FY 18
	2016 Budget	2017 Budget	2018 Budget	
Capital Fund	\$52,383,471	\$56,917,665	\$53,607,318	(\$3,310,347)
Airport Enterprise Fund	25,000	25,000	20,000	(5,000)
Fiber Enterprise Fund	0	0	0	0
Solid Waste Enterprise Fund	545,000	8,506	0	(8,506)
Utilities Enterprise Fund	21,224,000	6,061,250	9,189,754	3,128,504
Septage Enterprise Fund	0	0	0	0
Total Appropriations	\$74,177,471	\$63,012,421	\$62,817,072	(\$195,349)

FY 16 - FY 18 Capital Fund Revenues

Revenue Source	Fiscal Year			\$ Change FY 17 to FY 18
	2016 Budget	2017 Budget	2018 Budget	
Local				
Transfer from General Fund	\$3,136,950	\$2,977,556	\$2,493,930	(\$483,626)
Local Income Tax	12,568,090	12,413,410	12,885,898	472,488
Property Tax	727,220	806,500	2,968,000	2,161,500
Bonds	15,898,480	28,620,904	18,526,583	(10,094,321)
Non-Cash Notes	4,536,851	0	0	0
Reallocated Bonds	5,900,712	177,642	6,049,907	5,872,265
Reallocated General Fund Transfer	1,932,965	1,035,053	710,000	(325,053)
Land Sales	336,919	0	0	0
Reallocated Property Tax	38,126	0	0	0
Impact Fee - Parks	450,000	160,670	150,000	(10,670)
Reallocated Impact Fee - Parks	0	0	200,000	200,000
Ag Transfer Tax	425,000	30,000	190,000	160,000
LOCAL TOTAL	\$45,951,313	\$46,221,735	\$44,174,318	(\$2,047,417)
State				
Highway Administration	\$176,000	\$176,000	\$176,000	\$0
Reallocated Highway User Revenue	0	0	197,000	197,000
School Construction	2,276,000	7,557,000	3,754,000	(3,803,000)
Agriculture Preservation (MALPF)	500,000	0	1,000,000	1,000,000
Highway User Revenue	1,206,008	1,110,000	1,144,000	34,000
Reallocated Program Open Space	0	0	854,000	854,000
Program Open Space	1,598,150	726,365	382,600	(343,765)
STATE TOTAL	\$5,756,158	\$9,569,365	\$7,507,600	(\$2,061,765)
Federal				
Federal Highway/Bridge	\$160,000	\$0	\$1,520,000	\$1,520,000
FEDERAL TOTAL	\$160,000	\$0	\$1,520,000	\$1,520,000
Other				
Municipal	\$516,000	\$871,000	\$405,400	(\$465,600)
Grants	0	255,565	0	(255,565)
OTHER TOTAL	\$516,000	\$1,126,565	\$405,400	(\$721,165)
TOTAL REVENUES	\$52,383,471	\$56,917,665	\$53,607,318	(\$3,310,347)

Capital Fund Revenues



This chart shows the capital budget by revenue source for FY 09 - 18.

From Operating includes current and prior year revenues from local sources transferred to the Capital Fund, including transfers from the General Fund and reallocated General Fund transfers.

State and Federal includes funds from sources such as the State School Construction Program, Program Open Space, Highway User Revenue, Rural Legacy Grants, State Agricultural Preservation (MALPF), and State Highway Administration.

Bonds include new and reallocated general obligation bonds.

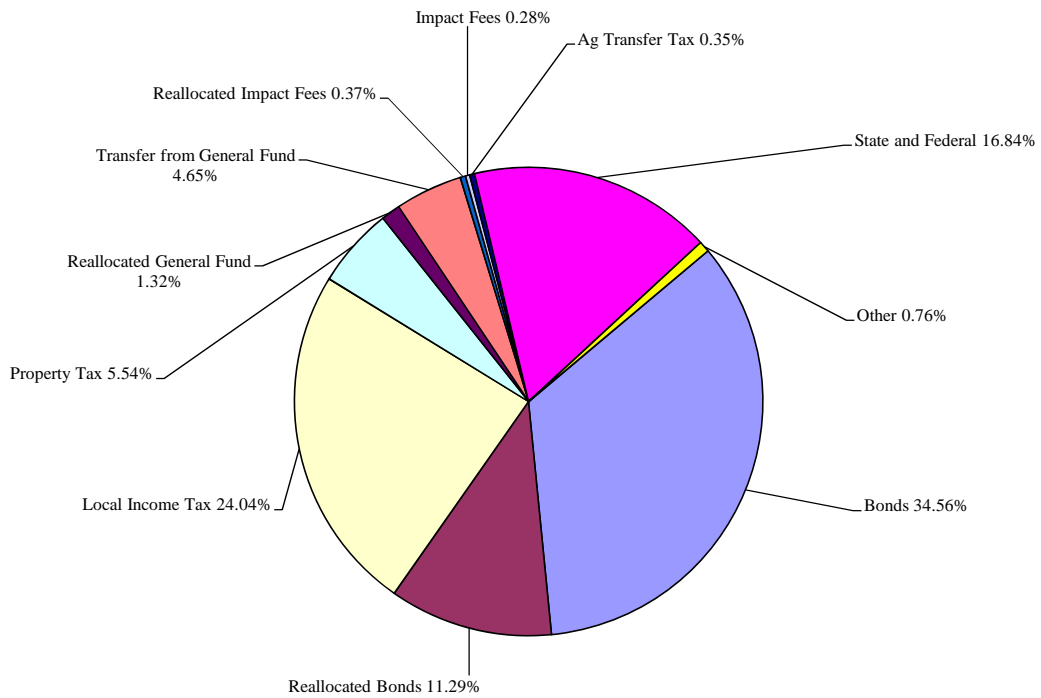
Direct Capital Revenues include funds earmarked by the Commissioners for use in the Capital Fund. These revenues are appropriated directly to the Capital Fund rather than being transferred from the General Fund. While generally 9.09%, in FY 18, 7.59% of Local Income Tax collected is appropriated for school construction. Approximately 2.25% of Real Property Tax is dedicated to agricultural preservation.

Other consists of revenues such as grants, developer contributions, and private, municipal, and community contributions.

Capital Fund Revenues

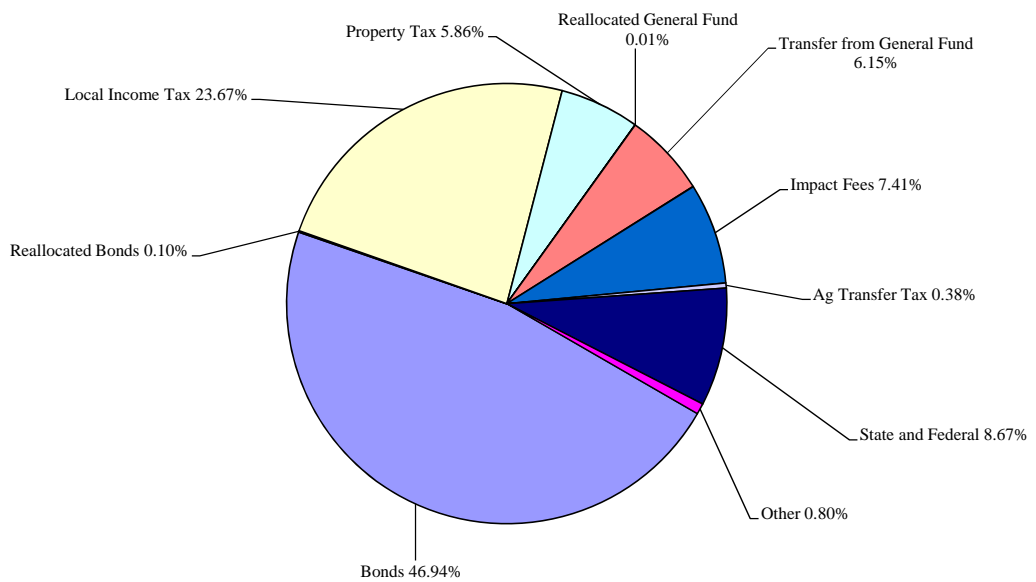
Fiscal Year 2018 Budget

\$53,607,318



Fiscal Year 2017 Budget

\$56,917,665



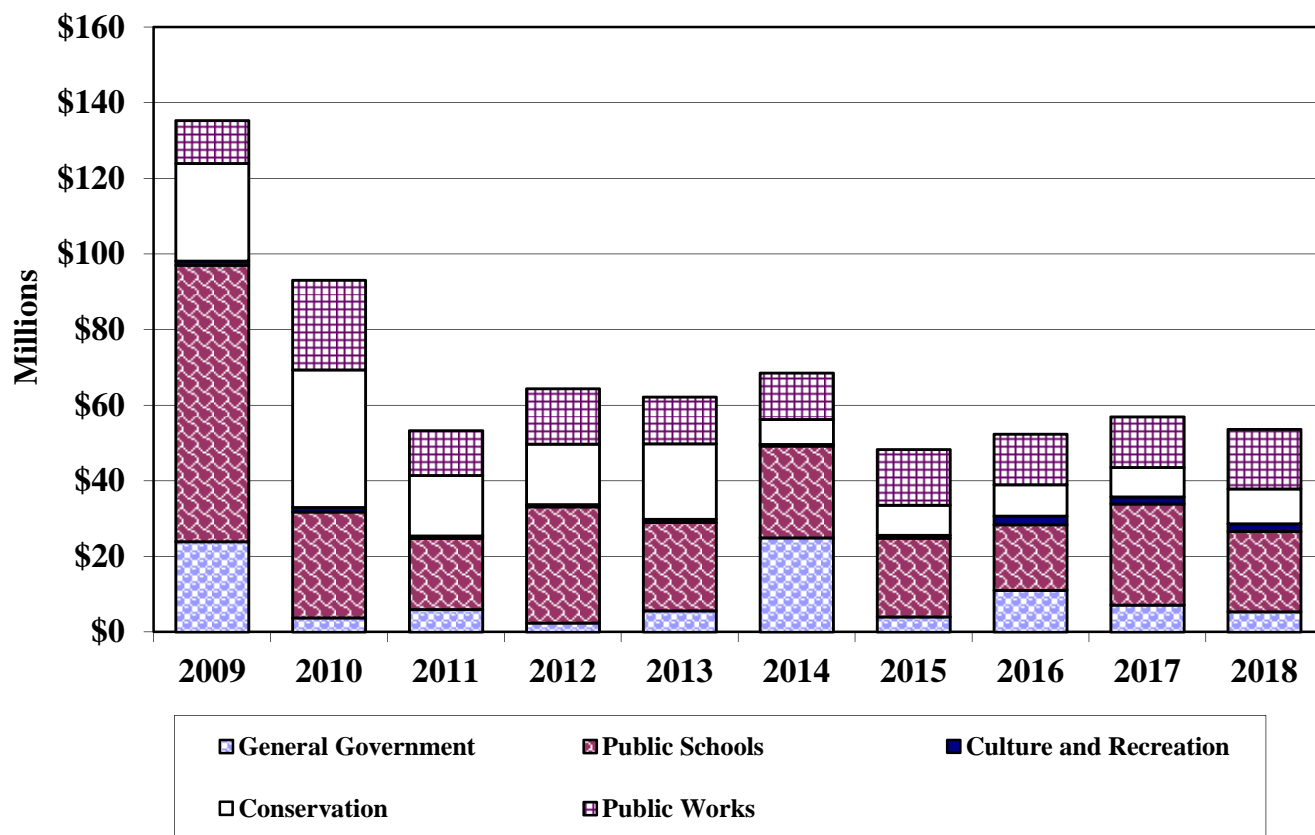
FY 16 - FY 18 Capital Fund Appropriations

Appropriation Area	Fiscal Year			\$ Change FY 17 to FY 18
	2016 Budget	2017 Budget	2018 Budget	
Public Schools	\$17,338,090	\$26,722,465	\$21,253,898	(\$5,468,567)
Conservation and Open Space	8,256,520	7,765,708	9,201,000	1,435,292
Public Works	13,412,545	13,393,456	15,717,600	2,324,144
Culture and Recreation	2,307,793	1,891,400	2,046,430	155,030
General Government	11,068,523	7,144,636	5,388,390	(1,756,246)
Total Appropriations	\$52,383,471	\$56,917,665	\$53,607,318	(\$3,310,347)

FY 16 - FY 18 Capital Fund Appropriations

Appropriation Area	Fiscal Year			\$ Change FY 17 to FY 18
	2016 Budget	2017 Budget	2018 Budget	
<u>Public Schools</u>	\$17,338,090	\$26,722,465	\$21,253,898	(\$5,468,567)
<u>Conservation and Open Space</u>	\$8,256,520	\$7,765,708	\$9,201,000	\$1,435,292
<u>Public Works</u>				
Roads	\$12,670,245	\$13,102,256	\$13,701,000	\$598,744
Bridges	742,300	291,200	2,016,600	1,725,400
Public Works Total	\$13,412,545	\$13,393,456	\$15,717,600	\$2,324,144
<u>Culture and Recreation</u>	\$2,307,793	\$1,891,400	\$2,046,430	\$155,030
<u>General Government</u>				
County Facilities	\$8,418,523	\$2,145,236	\$1,644,000	(\$501,236)
Criminal Justice/Public Safety	2,060,000	4,499,400	2,194,390	(2,305,010)
Farm Museum	0	0	1,450,000	1,450,000
Carroll Community College	300,000	100,000	0	(100,000)
Libraries/Senior Centers	290,000	400,000	100,000	(300,000)
General Government Total	\$11,068,523	\$7,144,636	\$5,388,390	(\$1,756,246)
<u>Total Appropriations</u>	\$52,383,471	\$56,917,665	\$53,607,318	(\$3,310,347)

Capital Fund Appropriations



This chart shows appropriations to the five principal aggregations in the Capital Budget for FY 09 - 18.

Public Schools includes school construction, renovation, and modernization projects.

Conservation includes agricultural preservation and easement programs, NPDES compliance projects, water development, and acquisition of property for other County uses, which may include future roadway easements and public facilities.

Public Works includes projects for the maintenance and construction of roads and bridges.

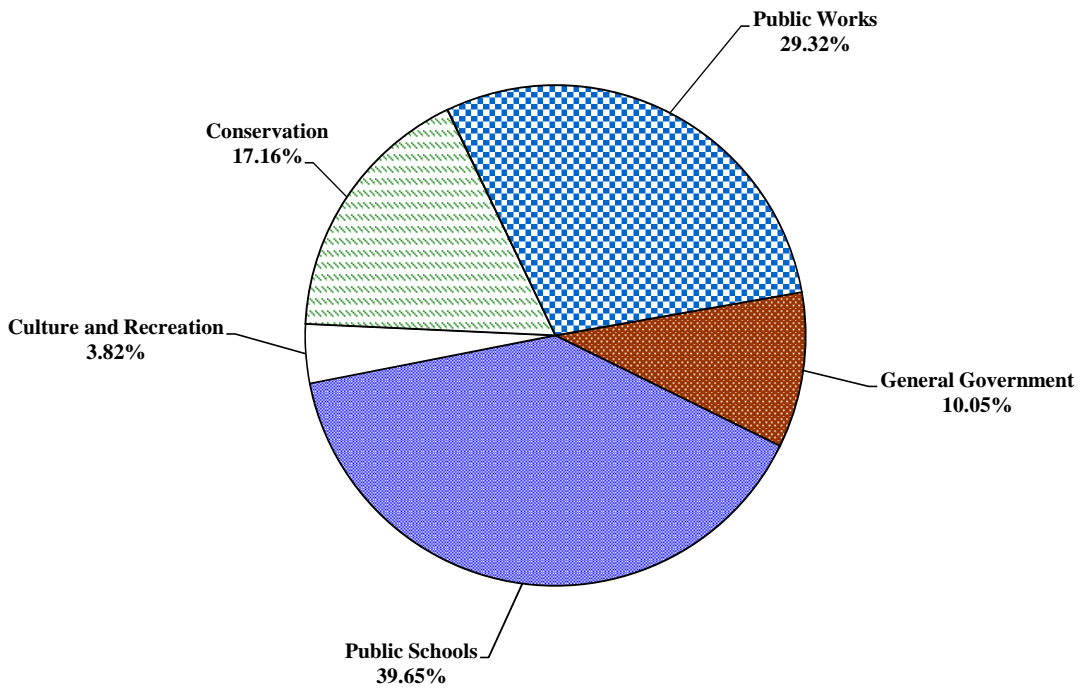
Culture and Recreation includes the purchase of land for parks, development of parks, ballfields, trails, Self-Help projects, park restoration and Union Mills Homestead.

General Government includes County buildings, Public Safety, Community College, Farm Museum, County Technology and Carroll County Public Library projects.

Capital Fund Appropriations

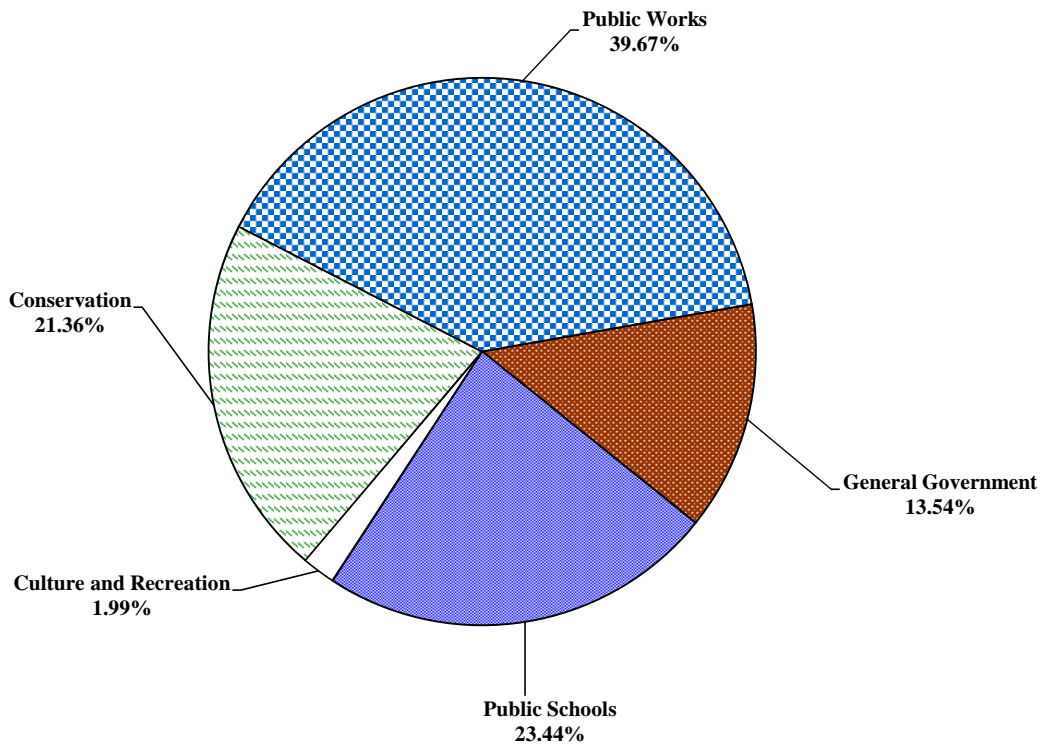
Fiscal Year 2018 Budget

\$53,607,318



Fiscal Year 2017

\$56,917,665



**COMMUNITY INVESTMENT PLAN - Schedule of Reappropriations
Fiscal Year 2018**

Reappropriations may occur when there are unspent budgeted funds from a completed or cancelled project or when there is an unallocated project that holds funds for a future use.

Capital Fund

Project		Amount/Source		
From	To	Current	Bonds	Other
9686 Cleaning and Painting of Existing Bridge Structural Steel	Design Manual Update	\$250,000.00		
9686 Cleaning and Painting of Existing Bridge Structural Steel	County Building Access System Replacement/Installation	100,000.57		
8586 Pavement Preservation 16	8627 Storm Drain Rehabilitation			\$197,000.00
8264 800 MHz and 911	Emergency Services Pagers	280,000.00		
9648 County Technology	Courthouse Facility Improvements MDEC	50,000.00		
8584 Stormwater Facility Renovations FY 16	Stormwater Facility Renovation FY 18		\$49,907.00	
9736 Town Fund	9139 Recreation and Parks Unallocated	30,000.00		
9920 Watershed Assessment and Improvement (NPDES)	Pavement Management		6,000,000.00	
8175 Westminster Veterans Memorial Park	8701 Deer Park Phase II			1,054,500.00
Total		\$710,000.57	\$6,049,907.00	\$1,251,500.00

COMMUNITY INVESTMENT PLAN FOR FISCAL YEAR 2018

	Total 2018	Source of Funding			
		Local		State	Federal and Other
		Other	Bonds		
PUBLIC SCHOOLS					
High School Science Room Renovations	\$200,000	\$200,000	\$0	\$0	\$0
HVAC System Replacement - East Middle	903,000	0	903,000	0	0
Paving	575,000	575,000	0	0	0
Roof Repairs	170,000	170,000	0	0	0
Roof Replacement - Carrolltowne Elementary	1,612,000	0	833,000	779,000	0
Roof Replacement - Elmer Wolfe Elementary	1,872,000	0	904,000	968,000	0
Roof Replacement - Robert Moton Elementary	2,009,000	0	970,000	1,039,000	0
Roof Replacement - Runnymede Elementary	1,872,000	0	904,000	968,000	0
Technology Improvements	1,000,000	1,000,000	0	0	0
Transfer to Operating Budget for BOE Debt Service	10,940,898	10,940,898	0	0	0
Westminster High Electrical Equipment Replacemen	100,000	0	100,000	0	0
PUBLIC SCHOOLS TOTAL	\$21,253,898	\$12,885,898	\$4,614,000	\$3,754,000	\$0
CONSERVATION AND OPEN SPACE					
Agricultural Land Preservation	\$5,491,000	\$2,968,000	\$1,333,000	\$1,190,000	\$0
Environmental Compliance	75,000	37,500	37,500	0	0
Stormwater Facility Renovator	335,000	0	335,000	0	0
Watershed Assessment and Improvement (NPDES)	3,300,000	405,400	2,894,600	0	0
CONSERVATION AND OPEN SPACE TOTAL	\$9,201,000	\$3,410,900	\$4,600,100	\$1,190,000	\$0
PUBLIC WORKS					
- ROADS -					
Design Manual Update	\$250,000	\$250,000	\$0	\$0	\$0
Highway Safety Improvements	30,000	0	0	30,000	0
Pavement Management Program	11,685,000	800,000	10,709,000	176,000	0
Pavement Preservation	1,050,000	0	0	1,050,000	0
Ramp and Sidewalk Upgrades	75,000	0	75,000	0	0
Small Drainage Structures	115,000	0	115,000	0	0
Storm Drain Rehabilitation	496,000	135,000	100,000	261,000	0
	\$13,701,000	\$1,185,000	\$10,999,000	\$1,517,000	\$0
- BRIDGES -					
Babylon Road over Silver Run	\$126,000	\$0	\$25,200	\$100,800	\$0
Bixlers Church Road over Big Pipe Creek	112,000	0	22,400	89,600	0
Bridge Inspection and Inventory	37,000	37,000	0	0	0
Bridge Maintenance and Structural Repairs	55,900	55,900	0	0	0
Cleaning and Painting of Existing Bridge Structural Stee	218,700	58,700	0	160,000	0
Gaither Road over South Branch Patapsco River	275,000	0	59,000	216,000	0
Hughes Shop Road over Bear Branch	270,000	0	54,000	216,000	0
McKinstry's Mill Road over Sam's Creek	207,000	0	41,400	165,600	0
Stone Chapel Road over Little Pipe Creek	715,000	0	143,000	572,000	0
	\$2,016,600	\$151,600	\$345,000	\$1,520,000	\$0
PUBLIC WORKS TOTAL	\$15,717,600	\$1,336,600	\$11,344,000	\$3,037,000	\$0
CULTURE AND RECREATION					
Bark Hill Park Improvements	\$250,000	\$150,000	\$0	\$100,000	\$0
Community Self-Help Projects	76,000	76,000	0	0	0
Deer Park Phase II	1,054,000	200,000	0	854,000	0
Park Restoration	163,400	163,400	0	0	0
Recreation and Parks Unallocated	30,000	30,000	0	0	0
Sports Complex Overlay	244,000	24,400	0	219,600	0
Tot Lot Replacement	70,000	7,000	0	63,000	0
Town Fund	9,030	9,030	0	0	0
Union Mills Building Renovations	150,000	0	150,000	0	0
CULTURE AND RECREATION TOTAL	\$2,046,430	\$659,830	\$150,000	\$1,236,600	\$0
GENERAL GOVERNMENT					
County Building Access System Replacements/Addition:	\$170,000	\$170,000	\$0	\$0	\$0
County Building Systemic Renovations:	425,000	0	425,000	0	0
County Technology	730,000	730,000	0	0	0
Courthouse Facility Improvements for MDEC	300,000	50,000	0	250,000	0
Emergency Services Pagers	280,000	280,000	0	0	0
Farm Museum Building Restorations:	1,450,000	50,000	1,400,000	0	0
Fleet Lift Replacements	179,000	0	179,000	0	0
Infrastructure Studies	30,000	30,000	0	0	0
Library Technology	100,000	100,000	0	0	0
Parking Lot Overlays	110,000	110,000	0	0	0
Public Safety Training Center	1,614,390	0	1,614,390	0	0
GENERAL GOVERNMENT TOTAL	\$5,388,390	\$1,520,000	\$3,618,390	\$250,000	\$0
GRAND TOTAL	\$53,607,318	\$19,813,228	\$24,326,490	\$9,467,600	\$0

BUDGET SUMMARY

COMMUNITY INVESTMENT PLAN FOR FISCAL YEARS 2018 TO 2023

	Fiscal Year						Prior Allocation	Balance to Complete	Total Project Cost
	2018	2019	2020	2021	2022	2023			
PUBLIC SCHOOLS:									
<u>New Construction, Additions, Modernizations</u>									
Career and Technology Center	\$0	\$4,000,000	\$55,900,000	\$0	\$0	\$0	\$100,000	\$0	\$60,000,000
High School Science Room Renovations	200,000	1,640,000	1,710,000	0	0	0	0	0	3,550,000
New Construction, Additions, Modernizations Total	\$200,000	\$5,640,000	\$57,610,000	\$0	\$0	\$0	\$100,000	\$0	\$63,550,000
<u>Other Projects</u>									
HVAC Improvements and Replacements	\$0	\$558,800	\$6,635,400	\$7,810,900	\$9,140,300	\$9,688,000	\$0	\$0	\$33,833,400
HVAC System Replacement - East Middle	903,000	12,130,000	0	0	0	0	0	0	13,033,000
HVAC System Replacement - Sandymount Elementary	0	430,540	5,789,630	0	0	0	0	0	6,220,170
Paving	575,000	625,000	675,000	725,000	775,000	825,000	0	0	4,200,000
Relocatable Classroom Removal	0	175,000	0	185,000	0	195,000	325,000	0	880,000
Roof Repairs	170,000	0	180,000	0	190,000	0	0	0	540,000
Roof Replacement - Carrolltowne Elementary	1,612,000	0	0	0	0	0	0	0	1,612,000
Roof Replacement - Elmer Wolfe Elementary	1,872,000	0	0	0	0	0	0	0	1,872,000
Roof Replacement - Robert Moton Elementary	2,009,000	0	0	0	0	0	0	0	2,009,000
Roof Replacement - Runnymede Elementary	1,872,000	0	0	0	0	0	0	0	1,872,000
Roof Replacements	0	3,444,000	4,058,000	4,313,000	4,600,000	4,900,000	0	0	21,315,000
Technology Improvements	1,000,000	1,000,000	1,000,000	1,000,000	1,000,000	1,000,000	0	0	6,000,000
Transfer to Operating Budget for BOE Debt Service	10,940,898	10,744,477	10,797,019	12,531,220	14,412,392	14,602,681	0	0	74,028,686
Westminster High Electrical Equipment Replacement	100,000	900,000	0	0	0	0	60,000	0	1,060,000
Other Projects Total	\$21,053,898	\$30,007,817	\$29,135,049	\$26,565,120	\$30,117,692	\$31,210,681	\$385,000	\$0	\$168,475,256
PUBLIC SCHOOLS TOTAL	\$21,253,898	\$35,647,817	\$86,745,049	\$26,565,120	\$30,117,692	\$31,210,681	\$485,000	\$0	\$232,025,256
SOURCES OF FUNDING:									
Local Income Tax	\$12,885,898	\$12,544,477	\$12,652,019	\$14,441,220	\$16,377,392	\$16,622,681	\$485,000	\$0	\$86,008,686
Bonds	4,614,000	13,717,540	35,914,392	6,223,177	7,069,959	7,501,140	0	0	75,040,208
State	3,754,000	9,385,800	38,178,638	5,900,723	6,670,341	7,086,860	0	0	70,976,362
PUBLIC SCHOOLS TOTAL	\$21,253,898	\$35,647,817	\$86,745,049	\$26,565,120	\$30,117,692	\$31,210,681	\$485,000	\$0	\$232,025,256

COMMUNITY INVESTMENT PLAN FOR FISCAL YEARS 2018 TO 2023

	2018	2019	2020	2021	2022	2023	Prior Allocation	Balance to Complete	Total Project Cost
CONSERVATION AND OPEN SPACE:									
Agricultural Land Preservation	\$5,491,000	\$4,264,000	\$5,415,000	\$4,501,000	\$5,557,000	\$4,621,000	\$0	\$0	\$29,849,000
Environmental Compliance	75,000	75,000	75,000	75,000	75,000	75,000	0	0	450,000
Stormwater Facility Renovation	335,000	335,000	335,000	335,000	335,000	335,000	0	0	2,010,000
Water Resource Element Plan Update	0	125,000	0	0	0	0	0	0	125,000
Watershed Assessment and Improvement (NPDES)	3,300,000	3,400,000	3,500,000	4,171,000	4,300,000	4,430,000	0	0	23,101,000
CONSERVATION AND OPEN SPACE TOTAL	\$9,201,000	\$8,199,000	\$9,325,000	\$9,082,000	\$10,267,000	\$9,461,000	\$0	\$0	\$55,535,000
SOURCES OF FUNDING:									
Transfer from General Fund	\$37,500	\$162,500	\$37,500	\$37,500	\$37,500	\$37,500	\$0	\$0	\$350,000
Property Tax	2,968,000	2,901,000	3,052,000	3,138,000	3,199,000	3,263,000	0	0	18,521,000
Bonds	4,550,193	4,647,500	4,981,900	5,305,500	5,405,500	5,505,500	0	0	30,396,093
Reallocated Bonds	49,907	0	0	0	0	0	0	0	49,907
Ag Transfer Tax	190,000	30,000	30,000	30,000	25,000	25,000	0	0	330,000
Ag. Preservation (MALPF)	1,000,000	0	1,000,000	0	1,000,000	0	0	0	3,000,000
Municipal	405,400	458,000	223,600	571,000	600,000	630,000	0	0	2,888,000
CONSERVATION AND OPEN SPACE TOTAL	\$9,201,000	\$8,199,000	\$9,325,000	\$9,082,000	\$10,267,000	\$9,461,000	\$0	\$0	\$55,535,000

COMMUNITY INVESTMENT PLAN FOR FISCAL YEARS 2018 TO 2023

	2018	2019	2020	2021	2022	2023	Prior Allocation	Balance to Complete	Total Project Cost
ROADS:									
Design Manual Update	\$250,000	\$0	\$0	\$0	\$0	\$0	\$0	\$0	\$250,000
Highway Safety Improvements	30,000	31,000	32,000	33,000	34,000	35,000	0	0	195,000
Market Street Extended	0	720,000	0	0	0	0	1,271,005	0	1,991,005
Pavement Management Program	11,685,000	12,210,000	12,660,000	13,120,000	13,770,000	14,375,000	0	0	77,820,000
Pavement Preservation	1,050,000	1,082,000	1,114,000	1,147,000	1,181,000	1,216,000	0	0	6,790,000
Ramp and Sidewalk Upgrades	75,000	75,000	75,000	75,000	75,000	75,000	0	0	450,000
Small Drainage Structures	115,000	121,000	127,000	133,000	140,000	147,000	0	0	783,000
Storm Drain Rehabilitation	496,000	298,000	347,000	396,000	445,000	494,000	0	0	2,476,000
Transportation/State Projects	0	0	200,000	200,000	200,000	0	0	0	600,000
ROADS TOTAL	\$13,701,000	\$14,537,000	\$14,555,000	\$15,104,000	\$15,845,000	\$16,342,000	\$1,271,005	\$0	\$91,355,005
SOURCES OF FUNDING:									
Transfer from General Fund	\$935,000	\$967,000	\$1,199,000	\$1,232,000	\$1,181,000	\$1,016,000	\$0	\$0	\$6,530,000
Property Tax	0	0	0	0	0	0	758,005	0	758,005
Bonds	4,999,000	12,250,000	12,036,000	12,552,000	13,344,000	14,006,000	513,000	0	69,700,000
Reallocated Bonds	6,000,000	0	0	0	0	0	0	0	6,000,000
Reallocated GF Transfer	250,000	0	0	0	0	0	0	0	250,000
Highway Administration	176,000	176,000	176,000	176,000	176,000	176,000	0	0	1,056,000
Reallocated Highway User Revenue	197,000	0	0	0	0	0	0	0	197,000
Highway User Revenue	1,144,000	1,144,000	1,144,000	1,144,000	1,144,000	1,144,000	0	0	6,864,000
ROADS TOTAL	\$13,701,000	\$14,537,000	\$14,555,000	\$15,104,000	\$15,845,000	\$16,342,000	\$1,271,005	\$0	\$91,355,005

COMMUNITY INVESTMENT PLAN FOR FISCAL YEARS 2018 TO 2023

	2018	2019	2020	2021	2022	2023	Prior Allocation	Balance to Complete	Total Project Cost
BRIDGES:									
Babylon Road over Silver Run	\$126,000	\$0	\$0	\$0	\$0	\$0	\$901,999	\$0	\$1,027,999
Bear Run Road over Bear Branch	0	0	0	305,000	0	1,275,000	0	0	1,580,000
Bixlers Church Road over Big Pipe Creek	112,000	0	0	0	0	0	721,000	0	833,000
Bridge Inspection and Inventory	37,000	39,000	41,000	43,000	45,000	47,000	0	0	252,000
Bridge Maintenance and Structural Repairs	55,900	58,700	61,600	64,700	68,000	71,000	0	0	379,900
Cleaning and Painting of Existing Bridge Structural Steel	218,700	229,700	241,300	253,400	266,000	279,200	0	0	1,488,300
Gaither Road over South Branch Patapsco River	275,000	0	0	1,935,000	0	0	0	0	2,210,000
Hawks Hill Road over Little Pipe Creek Tributary	0	0	0	0	255,000	0	0	471,800	726,800
Hollingsworth Road over Unnamed Tributary	0	587,000	0	0	0	0	200,000	0	787,000
Hughes Shop Road over Bear Branch	270,000	0	0	0	0	0	1,428,000	0	1,698,000
McKinstry Mill Road over Sam's Creek	207,000	0	0	0	0	0	947,000	0	1,154,000
Stone Chapel Road over Little Pipe Creek	715,000	0	0	0	0	0	207,000	0	922,000
BRIDGES TOTAL	\$2,016,600	\$914,400	\$343,900	\$2,601,100	\$634,000	\$1,672,200	\$4,404,999	\$471,800	\$13,058,999
SOURCES OF FUNDING:									
Transfer from General Fund	\$151,600	\$159,400	\$167,400	\$175,800	\$184,500	\$193,100	\$0	\$0	\$1,031,800
Property Tax	0	0	0	0	0	0	36,400	0	36,400
Bonds	345,000	587,000	0	576,000	255,000	255,000	1,001,316	471,800	3,491,116
Highway Administration	0	0	0	0	0	0	8,883	0	8,883
Federal Highway/Bridge	1,520,000	168,000	176,500	1,849,300	194,500	1,224,100	3,358,400	0	8,490,800
BRIDGES TOTAL	\$2,016,600	\$914,400	\$343,900	\$2,601,100	\$634,000	\$1,672,200	\$4,404,999	\$471,800	\$13,058,999

COMMUNITY INVESTMENT PLAN FOR FISCAL YEARS 2018 TO 2023

	2018	2019	2020	2021	2022	2023	Prior Allocation	Balance to Complete	Total Project Cost
CULTURE AND RECREATION:									
Bark Hill Park Improvements	\$250,000	\$0	\$0	\$0	\$0	\$0	\$0	\$0	\$250,000
Bear Branch Nature Center Roof Replacement	0	0	271,000	0	0	0	0	0	271,000
Bennett Cerf Bridge Replacement	0	0	0	217,000	0	0	0	0	217,000
Community Self-Help Projects	76,000	78,000	80,000	82,000	84,000	86,000	0	0	486,000
Deer Park Phase II	1,054,000	250,000	0	0	0	0	400,000	0	1,704,000
Double Pipe Creek Boat Ramp	0	32,000	150,000	0	0	0	0	0	182,000
Gillis Falls Trail I	0	0	0	0	0	497,000	0	0	497,000
Krimgold Park Phase II	0	0	0	0	310,000	0	0	0	310,000
Parkland Acquisition	0	200,000	0	0	0	0	0	0	200,000
Park Restoration	163,400	167,200	171,200	175,300	179,500	185,400	0	0	1,042,000
Recreation and Parks Unallocated	30,000	0	0	0	0	0	0	0	30,000
Sports Complex Lighting	0	0	270,000	408,000	502,000	0	0	0	1,180,000
Sports Complex Overlay	244,000	0	0	0	0	0	0	0	244,000
Tot Lot Replacement	70,000	72,500	75,000	77,500	80,000	83,000	0	0	458,000
Town Fund	9,030	13,670	14,200	14,700	14,700	14,700	0	0	81,000
Union Mills Building Renovations	150,000	0	0	0	0	0	0	0	150,000
Westminster Veterans Memorial Park Phase I	0	250,000	0	0	0	0	3,357,596	0	3,607,596
CULTURE AND RECREATION TOTAL	\$2,046,430	\$1,063,370	\$1,031,400	\$974,500	\$1,170,200	\$866,100	\$3,757,596	\$0	\$10,909,596
SOURCES OF FUNDING:									
Transfer from General Fund	\$279,830	\$266,120	\$300,000	\$342,250	\$286,200	\$294,400	\$100	\$0	\$1,768,900
Bonds	150,000	0	0	0	0	0	80,168	0	230,168
Reallocated GF Transfer	30,000	0	0	0	0	0	0	0	30,000
Impact Fee - Parks	150,000	140,000	155,000	0	285,000	150,000	755,000	0	1,635,000
Reallocated Program Open Space	854,000	0	0	0	0	0	200,000	0	1,054,000
Program Open Space	382,600	657,250	576,400	632,250	599,000	421,700	2,722,328	0	5,991,528
CULTURE AND RECREATION TOTAL	\$2,046,430	\$1,063,370	\$1,031,400	\$974,500	\$1,170,200	\$866,100	\$3,757,596	\$0	\$10,909,596

COMMUNITY INVESTMENT PLAN FOR FISCAL YEARS 2018 TO 2023

	Fiscal Year						Prior Allocation	Balance to Complete	Total Project Cost
	2018	2019	2020	2021	2022	2023			
GENERAL GOVERNMENT:									
Carroll Community College Systemic Renovations	\$0	\$5,284,000	\$0	\$0	\$0	\$0	\$150,000	\$0	\$5,434,000
County Building Access System Replacements/Additions	170,000	170,000	170,000	0	0	0	0	0	510,000
County Building Systemic Renovations	425,000	0	750,000	775,000	800,000	825,000	0	0	3,575,000
County Technology	730,000	1,000,000	1,130,000	788,000	812,000	837,000	0	0	5,297,000
Courthouse Facility Improvements for MDEC	300,000	0	0	0	0	0	0	0	300,000
Emergency Communications Equipment	0	0	0	800,000	824,000	849,000	0	0	2,473,000
Emergency Services Pagers	280,000	0	0	0	0	0	0	0	280,000
Farm Museum Building Restorations	1,450,000	0	0	0	0	0	0	0	1,450,000
Fleet Lift Replacements	179,000	0	0	0	212,000	0	0	0	391,000
Infrastructure Studies	30,000	30,000	30,000	30,000	30,000	30,000	0	0	180,000
Library Technology	100,000	100,000	100,000	100,000	100,000	100,000	0	0	600,000
Parking Lot Overlays	110,000	116,000	122,000	128,000	134,000	141,000	0	0	751,000
Public Safety Training Center	1,614,390	2,968,800	855,330	440,610	0	0	167,000	0	6,046,130
GENERAL GOVERNMENT TOTAL	\$5,388,390	\$9,668,800	\$3,157,330	\$3,061,610	\$2,912,000	\$2,782,000	\$317,000	\$0	\$27,287,130
SOURCES OF FUNDING:									
Transfer from General Fund	\$1,090,000	\$1,416,000	\$1,552,000	\$1,846,000	\$1,900,000	\$1,957,000	\$0	\$0	\$9,761,000
Bonds	3,868,390	5,610,800	1,605,330	1,215,610	1,012,000	825,000	317,000	0	14,454,130
Reallocated GF Transfer	430,000	0	0	0	0	0	0	0	430,000
MD Higher Ed. Comm.	0	2,642,000	0	0	0	0	0	0	2,642,000
GENERAL GOVERNMENT TOTAL	\$5,388,390	\$9,668,800	\$3,157,330	\$3,061,610	\$2,912,000	\$2,782,000	\$317,000	\$0	\$27,287,130

COMMUNITY INVESTMENT PLAN FOR FISCAL YEARS 2018 to 2023
Capital Fund

	Fiscal Year						Prior Allocation	Balance to Complete	Total Project Cost
	2018	2019	2020	2021	2022	2023			
GRAND TOTAL-USES	\$53,607,318	\$70,030,387	\$115,157,679	\$57,388,330	\$60,945,892	\$62,333,981	\$10,235,600	\$471,800	\$430,170,986
SOURCE OF FUNDING									
-LOCAL-									
Transfer from General Fund	\$2,493,930	\$2,971,020	\$3,255,900	\$3,633,550	\$3,589,200	\$3,498,000	\$100	\$0	\$19,441,700
Local Income Tax	12,885,898	12,544,477	12,652,019	14,441,220	16,377,392	16,622,681	485,000	0	86,008,686
Property Tax	2,968,000	2,901,000	3,052,000	3,138,000	3,199,000	3,263,000	794,405	0	19,315,405
Bonds	18,526,583	36,812,840	54,537,622	25,872,287	27,086,459	28,092,640	1,911,484	471,800	193,311,715
Reallocated Bonds	6,049,907	0	0	0	0	0	0	0	6,049,907
Reallocated General Fund Transfer	710,000	0	0	0	0	0	0	0	710,000
Impact Fee - Parks	150,000	140,000	155,000	0	285,000	150,000	755,000	0	1,635,000
Ag Transfer Tax	190,000	30,000	30,000	30,000	25,000	25,000	0	0	330,000
LOCAL TOTAL	\$44,174,318	\$55,399,337	\$73,682,541	\$47,115,057	\$50,562,051	\$51,651,321	\$3,945,989	\$471,800	\$327,002,413
-STATE-									
Highway Administration	\$176,000	\$176,000	\$176,000	\$176,000	\$176,000	\$176,000	\$8,883	\$0	\$1,064,883
MD Higher Education Commission	0	2,642,000	0	0	0	0	0	0	2,642,000
Reallocated Highway User Revenue	197,000	0	0	0	0	0	0	0	197,000
State School Construction	3,754,000	9,385,800	38,178,638	5,900,723	6,670,341	7,086,860	0	0	70,976,362
Ag Preservation (MALPF) / Rural Legacy	1,000,000	0	1,000,000	0	1,000,000	0	0	0	3,000,000
Highway User Revenue	1,144,000	1,144,000	1,144,000	1,144,000	1,144,000	1,144,000	0	0	6,864,000
Reallocated Program Open Space	854,000	0	0	0	0	0	200,000	0	1,054,000
Program Open Space	382,600	657,250	576,400	632,250	599,000	421,700	2,722,328	0	5,991,528
STATE TOTAL	\$7,507,600	\$14,005,050	\$41,075,038	\$7,852,973	\$9,589,341	\$8,828,560	\$2,931,211	\$0	\$91,789,773
-FEDERAL-									
Highway/Bridge	\$1,520,000	\$168,000	\$176,500	\$1,849,300	\$194,500	\$1,224,100	\$3,358,400	\$0	\$8,490,800
FEDERAL TOTAL	\$1,520,000	\$168,000	\$176,500	\$1,849,300	\$194,500	\$1,224,100	\$3,358,400	\$0	\$8,490,800
-OTHER-									
Municipal	\$405,400	\$458,000	\$223,600	\$571,000	\$600,000	\$630,000	\$0	\$0	\$2,888,000
OTHER TOTAL	\$405,400	\$458,000	\$223,600	\$571,000	\$600,000	\$630,000	\$0	\$0	\$2,888,000
GRAND TOTAL SOURCES	\$53,607,318	\$70,030,387	\$115,157,679	\$57,388,330	\$60,945,892	\$62,333,981	\$10,235,600	\$471,800	\$430,170,986

PUBLIC SCHOOLS

Overview of Public Schools CIP

The Public Schools Community Investment Plan (CIP) includes school construction, such as additions and modernizations, as well as other school-related projects. School construction is primarily funded by dedicated Income Tax revenue, State funding, and Impact Fees.

In April 2016, the Commissioners voted to keep the school Impact Fee at zero until FY 19. Impact Fees for schools can be used only to build new schools or additions to existing schools to increase capacity.

Developing the school construction plan is a complex process involving the Board of Education's plans, priorities and requests, enrollment projections, redistricting plans, and projected development. Historically, the County has generally provided funding for three-quarters or more of the school CIP. In the current six-year plan, the County is providing 69% of funding.

The Commissioners are providing planned funding in FY 19 – 20 to address the Carroll County Career and Technology Center. A feasibility study, which began in FY 17, is exploring alternatives such as expanding into other existing school space or renovating the existing Career and Technology Center. We anticipate the Board of County Commissioners will have significant discussion of this project during the budget process. Planned funding is included in FY 18 – 20 to renovate the science rooms of three high schools to accommodate the growing technology components.

Even with the \$230.7 million included in the plan, all project requests could not be funded. In recent years, the Board of Education has identified a number of needs that have no existing or planned funding. Other projects include:

- Westminster West Middle modernization
- Cranberry Station Elementary kindergarten addition
- Friendship Valley Elementary kindergarten and PRIDE addition
- Sandymount Elementary kindergarten addition
- Taneytown Elementary kindergarten addition

Following this overview are copies of the Board of Education's Ten Year Facilities Master Plan Calendar and the FY 18 State Capital Improvement Plan Budget Request/FY 2019 – 2023 Capital Improvement Program Plan. For additional information on Public School projects, please refer to the individual project pages.

FY 2018 CAPITAL IMPROVEMENT PROGRAM BUDGET REQUEST

Priority	Prior Authorization/Allocation		Fiscal Year 2018 Funding Request			Total Request
	State	Local	State	County	Request For	
1			\$ 833	\$ 779	(SR)	\$ 1,612
2			\$ 1,012	\$ 945	(SR)	\$ 1,957
3			\$ 1,039	\$ 970	(SR)	\$ 2,009
4			\$ 968	\$ 905	(SR)	\$ 1,873
5				\$ 903	(P)	\$ 903
6				\$ 418	(P)	\$ 418
7				\$ 100	(P)	\$ 100
8				\$ 100	(P)	\$ 100
9				\$ 2,100	(C)	\$ 2,100
10				\$ 1,350	(C)	\$ 1,350
11				\$ 550	(C)	\$ 550
12				\$ 170	(C)	\$ 170
13				\$ 50	(C)	\$ 50
			\$ -	\$ -	\$ 3,852	\$ 13,192

NOTE: All dollar figures are shown in thousands

- (S) = HVAC Scope Study
- (FS) = PSCP Required Feasibility Study
- (P) = Planning Approval [State] or Planning Funds [County]
- (SR) = Systemic Renovation
- (C) = Construction Funding
- (E) = Furniture & Equipment Funds

FY 2019-2023 CAPITAL IMPROVEMENT PROGRAM PLAN

(\$,000 omitted)

Project Title	FY2019			FY2020			FY2021			FY2022			FY2023			Total
	State	Local		State	Local		State	Local		State	Local		State	Local		
Modernizations																
CCCTC Replacement School																
Westminster West MS Modernization		\$ 6,380	\$ 17,824	\$ 38,943	\$ 17,823	\$ 5,847								\$ 70	\$ 4,651	\$ 86,817
																\$ 4,721
Roof Replacements																
East MS - Roof Replacement		\$ 825	\$ 770													\$ 1,595
Sandymount ES - Roof Replacement		\$ 956	\$ 893													\$ 1,849
Spring Garden ES - Roof Replacement			\$ 948	\$ 886												\$ 1,834
Linton Springs ES - Roof Replacement			\$ 1,150	\$ 1,074												\$ 2,224
Cranberry Station ES - Roof Replacement					\$ 998	\$ 933										\$ 1,931
Winfield ES - Roof Replacement					\$ 1,232	\$ 1,150										\$ 2,382
Oklahoma Road MS - Roof Replacement								\$ 1,971	\$ 1,842							\$ 3,813
Century HS - Roof Replacement													\$ 2,533	\$ 2,366		\$ 4,899
HVAC-Replacements																
East MS - System Replacement		\$ 6,824	\$ 5,306													\$ 12,130
Sandymount ES - System Replacement		\$ 3,162	\$ 2,459													\$ 5,621
Spring Garden ES - System Replacement		\$ 412	\$ 3,113	\$ 2,421												\$ 5,946
Winfield MS - System Replacement				\$ 526	\$ 3,976	\$ 3,091										\$ 7,593
Oklahoma Road MS - System Replacement						\$ 666		\$ 5,034	\$ 3,914							\$ 9,614
Northwest MS - System Replacement									\$ 607	\$ 4,587	\$ 3,566					\$ 8,760
Carrolltowne ES - System Replacement															\$ 718	\$ 718
Kindergarten Additions																
Taneytown ES Kindergarten Addition		\$ 109	\$ 920	\$ 815												\$ 1,844
Cranberry Station ES Kindergarten Addition		\$ 87	\$ 736	\$ 647												\$ 1,470
Friendship Valley ES Kindergarten Addition				\$ 182	\$ 1,547	\$ 1,275										\$ 3,004
Sandymount ES Kindergarten Addition				\$ 91	\$ 773	\$ 638										\$ 1,502
Science Room Renovation																
Westminster High		\$ 865	\$ 775													\$ 1,640
South Carroll High		\$ 55	\$ 449	\$ 406												\$ 910
Liberty High		\$ 55	\$ 449	\$ 406												\$ 910
Annual Requests																
Security Improvements		\$ 630		\$ 660	\$ 690									\$ 725	\$ 760	\$ 3,465
Technology Improvements		\$ 800		\$ 825	\$ 1,730									\$ 875	\$ 500	\$ 4,730
Paving		\$ 865		\$ 565	\$ 1,085									\$ 850	\$ 1,100	\$ 4,465
Roofing Improvements				\$ 180										\$ 190		\$ 370
Relocatable Classroom Movement		\$ 175			\$ 185									\$ 50	\$ 195	\$ 555
Barrier Free Modifications		\$ 50		\$ 50										\$ 50	\$ 50	\$ 250
Electrical Service Upgrades																
Westminster High Electrical Equipment Replacement		\$ 531	\$ 369													\$ 900
Sykesville Middle Electrical Equipment Replacement				\$ 75	\$ 443	\$ 307										\$ 825
Window Replacements																
South Carroll High Window Replacement		\$ 150	\$ 885	\$ 615												\$ 1,650
East Middle Window Replacement				\$ 150	\$ 885	\$ 615										\$ 1,650
Westminster High Window Replacement						\$ 150	\$ 885	\$ 615						\$ 615		\$ 1,650
		\$ 13,163	\$ 20,340	\$ 26,474	\$ 49,517	\$ 18,412	\$ 27,677	\$ 7,890	\$ 9,738	\$ 7,120	\$ 13,906	\$ 7,120	\$ 13,906	\$ 194,237		

CARROLL COUNTY PUBLIC SCHOOLS TEN YEAR FACILITIES MASTER PLAN CALENDAR

MODERNIZATIONS	COMPLETION DATE	FISCAL YEARS										NOTES		
		17	18	19	20	21	22	23	24	25	26			
<p>New Career & Technology Center (Replacement) This project involves the design and construction of a new Career & Technology Center to replace the aging facility. In addition to providing a modern school facility to meet the current curriculum, it will also provide space for additional programs that are currently housed in relocatable classrooms.</p>	Aug. 2021		FS	P	C	C	O							
<p>West Middle Modernization Due to the fact that William Winchester Elementary and West Middle share the same site, the modernizations of these facilities should be planned jointly.</p>	Aug. 2025						FS	P	C	C				O
<p>William Winchester Elementary Modernization Due to the fact that William Winchester Elementary and West Middle share the same site, the modernizations of these facilities should be planned jointly.</p>	Aug. 2026										FS	P	C	C
<p>Westminster High Modernization Due to the large investment made in the HVAC system at the school, a limited renovation targeting the instructional deficiencies may be a possibility for this school.</p>	TBD													FS

FS = Feasibility Study

P = Planning

C= Construction

CARROLL COUNTY PUBLIC SCHOOLS TEN YEAR FACILITIES MASTER PLAN CALENDAR

CAPITAL RENEWAL PROJECTS	COMPLETION DATE	FISCAL YEARS										NOTES			
		17	18	19	20	21	22	23	24	25	26				
Roof Replacement Projects															
Manchester Elementary	Aug. 2016	C													
Westminster Elementary	Aug. 2016	C													
South Carroll High	Aug. 2016	C													
Westminster High	Aug. 2016	C													
Francis Scott Key High	Aug. 2017	P	C												
Friendship Valley Elementary	Aug. 2017	P	C												
Piney Ridge Elementary	Aug. 2017	P	C												
Carrolltowne Elementary	Aug. 2018		P	C											
Runnymede Elementary	Aug. 2018		P	C											
Robert Moton Elementary	Aug. 2019			P	C										
Elmer Wolfe Elementary	Aug. 2019			P	C										
East Middle	Aug. 2020				P	C								HVAC Project - 2018	
Sandymount Elementary	Aug. 2020				P	C									HVAC Project - 2019
Linton Springs Elementary	Aug. 2021					P	C								
Spring Garden Elementary	Aug. 2021					P	C								HVAC Project - 2020
Cranberry Station Elementary	Aug. 2022						P	C							
Winfield Elementary	Aug. 2022							P	C						HVAC Project - 2021
Oklahoma Road Middle	Aug. 2023								P	C					HVAC Project - 2022
Century High	Aug. 2024										P	C			
Shiloh Middle	Aug. 2025											P	C		
North Carroll Middle	Aug. 2026													P	
HVAC Replacement Projects															
East Middle	Aug. 2019		P	C											Roof Project
Sandymount Elementary	Aug. 2020			P	C										Roof Project
Spring Garden Elementary	Aug. 2021				P	C									Roof Project
Winfield Elementary	Aug. 2022					P	C								Roof Project
Oklahoma Road Middle	Aug. 2023						P	C							Roof Project
Northwest Middle	Aug. 2024							P	C						
Carrolltowne Elementary	Aug. 2025										P	C			
Liberty High	Aug. 2026												P	C	
Carroll Springs School	Aug. 2027													P	

P = Planning
C= Construction

CARROLL COUNTY PUBLIC SCHOOLS TEN YEAR FACILITIES MASTER PLAN CALENDAR

CAPITAL RENEWAL PROJECTS	COMPLETION DATE	FISCAL YEARS										NOTES		
		17	18	19	20	21	22	23	24	25	26			
Electrical System Replacement/Upgrades														
Westminster High	Aug. 2019	FS	P	C										
East Middle	Aug. 2019		P	C										Coordinate with HVAC Project
Sykesville Middle	Aug. 2021				P	C								
Fire Alarm Replacement														
East Middle	Aug. 2019		P	C										Coordinate with HVAC Project
Window Replacement														
South Carroll High	Aug. 2020			P	C									
East Middle	Aug. 2021				P	C								
Westminster High	Aug. 2022					P	C							
Paving Replacement	On-going	C	C	C	C	C	C	C	C	C	C	C	C	
Technology Improvements	On-going	C	C	C	C	C	C	C	C	C	C	C	C	

P = Planning

C= Construction

CARROLL COUNTY PUBLIC SCHOOLS TEN YEAR FACILITIES MASTER PLAN CALENDAR

INSTRUCTIONAL PROGRAM	COMPLETION DATE	FISCAL YEARS										NOTES			
		17	18	19	20	21	22	23	24	25	26				
Taneytown Kindergarten Addition This addition is needed to accommodate full day Kindergarten	Aug. 2020			P	C										
Cranberry Station Kindergarten Addition This addition is needed to accommodate full day Kindergarten	Aug. 2020			P	C										
Friendship Valley Kindergarten Addition This addition is needed to accommodate full day Kindergarten	Aug. 2021				P	C									
Sandymount Kindergarten Addition This addition is needed to accommodate full day Kindergarten	Aug. 2021				P	C									
Westminster High Science Room Renovations This project involves 6 original science rooms that have not been renovated.	Aug. 2019		P	C											
South Carroll High Science Room Renovations This project involves 2 original science rooms that have not been renovated.	Aug. 2020			P	C										
Liberty High Science Room Renovations This project involves 4 original science rooms that have not been renovated.	Aug. 2020			P	C										

P = Planning
C = Construction

COMMUNITY INVESTMENT PLAN FOR FISCAL YEARS 2018 TO 2023

	Fiscal Year						Prior Allocation	Balance to Complete	Total Project Cost
	2018	2019	2020	2021	2022	2023			
PUBLIC SCHOOLS:									
<u>New Construction, Additions, Modernizations</u>									
Career and Technology Center	\$0	\$4,000,000	\$55,900,000	\$0	\$0	\$0	\$100,000	\$0	\$60,000,000
High School Science Room Renovations	200,000	1,640,000	1,710,000	0	0	0	0	0	3,550,000
New Construction, Additions, Modernizations Total	\$200,000	\$5,640,000	\$57,610,000	\$0	\$0	\$0	\$100,000	\$0	\$63,550,000
<u>Other Projects</u>									
HVAC Improvements and Replacements	\$0	\$558,800	\$6,635,400	\$7,810,900	\$9,140,300	\$9,688,000	\$0	\$0	\$33,833,400
HVAC System Replacement - East Middle	903,000	12,130,000	0	0	0	0	0	0	13,033,000
HVAC System Replacement - Sandymount Elementary	0	430,540	5,789,630	0	0	0	0	0	6,220,170
Paving	575,000	625,000	675,000	725,000	775,000	825,000	0	0	4,200,000
Relocatable Classroom Removal	0	175,000	0	185,000	0	195,000	325,000	0	880,000
Roof Repairs	170,000	0	180,000	0	190,000	0	0	0	540,000
Roof Replacement - Carrolltowne Elementary	1,612,000	0	0	0	0	0	0	0	1,612,000
Roof Replacement - Elmer Wolfe Elementary	1,872,000	0	0	0	0	0	0	0	1,872,000
Roof Replacement - Robert Moton Elementary	2,009,000	0	0	0	0	0	0	0	2,009,000
Roof Replacement - Runnymede Elementary	1,872,000	0	0	0	0	0	0	0	1,872,000
Roof Replacements	0	3,444,000	4,058,000	4,313,000	4,600,000	4,900,000	0	0	21,315,000
Technology Improvements	1,000,000	1,000,000	1,000,000	1,000,000	1,000,000	1,000,000	0	0	6,000,000
Transfer to Operating Budget for BOE Debt Service	10,940,898	10,744,477	10,797,019	12,531,220	14,412,392	14,602,681	0	0	74,028,686
Westminster High Electrical Equipment Replacement	100,000	900,000	0	0	0	0	60,000	0	1,060,000
Other Projects Total	\$21,053,898	\$30,007,817	\$29,135,049	\$26,565,120	\$30,117,692	\$31,210,681	\$385,000	\$0	\$168,475,256
PUBLIC SCHOOLS TOTAL	\$21,253,898	\$35,647,817	\$86,745,049	\$26,565,120	\$30,117,692	\$31,210,681	\$485,000	\$0	\$232,025,256
SOURCES OF FUNDING:									
Local Income Tax	\$12,885,898	\$12,544,477	\$12,652,019	\$14,441,220	\$16,377,392	\$16,622,681	\$485,000	\$0	\$86,008,686
Bonds	4,614,000	13,717,540	35,914,392	6,223,177	7,069,959	7,501,140	0	0	75,040,208
State	3,754,000	9,385,800	38,178,638	5,900,723	6,670,341	7,086,860	0	0	70,976,362
PUBLIC SCHOOLS TOTAL	\$21,253,898	\$35,647,817	\$86,745,049	\$26,565,120	\$30,117,692	\$31,210,681	\$485,000	\$0	\$232,025,256

Career and Technology Center

District Location: 3

Heidi K. Pepin, Management and Budget Project Coordinator (410) 386-2082

8619

This project provides planned funding to address space needs at the Career and Technology Center. A feasibility study has been conducted to explore possible alternatives to building a new facility and include expanding into other existing school space and/or renovating the existing Career and Technology Center. The results of the feasibility study will be shared with the Board of County Commissioners in early 2017.

Operating impacts will be determined as the project develops.

	FY 18	FY 19	FY 20	FY 21	FY 22	FY 23	Prior Allocation	Balance to Complete	Total Project Cost
Engineering/Design		4,000,000					100,000		4,100,000
Land Acquisition									0
Site Work									0
Construction			55,900,000						55,900,000
Equipment/Furnishings									0
Other									0
EXPENDITURES									
TOTAL	0	4,000,000	55,900,000	0	0	0	100,000	0	60,000,000
SOURCES OF FUNDS									
Transfer from General Fund									0
Local Income Tax							100,000		100,000
Bonds		4,000,000	26,800,000						30,800,000
State			29,100,000						29,100,000
PROJECTED OPERATING IMPACTS	0	0	0	0	0	0			

High School Science Room Renovations

Heidi K. Pepin, Management and Budget Project Coordinator (410) 386-2082

Proj #

This project provides funding as part of the Look of the Future High School Science Classroom State initiative. This involves the renovation of aging science classrooms to accommodate the Carroll County Public Schools' technology component into these renovated science laboratory spaces. A large number of high school science classrooms were renovated in the 1990s as part of this initiative. The projects contained in the plan include the remaining unrenovated high school science classrooms.

The following projects are planned:

- Westminster High (6 classrooms)
- South Carroll High (4 classrooms)
- Liberty High (4 classrooms)

	FY 18	FY 19	FY 20	FY 21	FY 22	FY 23	Prior Allocation	Balance to Complete	Total Project Cost
Engineering/Design	200,000								200,000
Land Acquisition									0
Site Work									0
Construction		1,430,000	1,490,000						2,920,000
Equipment/Furnishings		115,000	120,000						235,000
Other		95,000	100,000						195,000

EXPENDITURES

TOTAL	200,000	1,640,000	1,710,000	0	0	0	0	0	3,550,000
--------------	----------------	------------------	------------------	----------	----------	----------	----------	----------	------------------

SOURCES OF FUNDS

Transfer from General Fund									0
Local Income Tax	200,000								200,000
Bonds		775,200	812,000						1,587,200
State		864,800	898,000						1,762,800

PROJECTED OPERATING IMPACTS	0	0	0	0	0	0			
------------------------------------	---	---	---	---	---	---	--	--	--

HVAC Improvements and Replacements

Heidi K. Pepin, Management and Budget Project Coordinator (410) 386-2082

9974

This project provides planned funding for the replacement of aging heating, ventilation, and air conditioning (HVAC) systems in schools. This project also includes funding for scope studies performed one year prior to construction. Projects starting in the near term are budgeted as separate items. Funding is planned in this project for future HVAC improvements or replacements not yet identified as specific projects.

Future system replacements in the Board of Education's Facility Master Plan include:

- Spring Garden Elementary
- Winfield Elementary
- Oklahoma Road Middle
- Northwest Middle
- Carrolltowne Elementary

Project is contingent on receiving State funding and school closing decisions.

	FY 18	FY 19	FY 20	FY 21	FY 22	FY 23	Prior Allocation	Balance to Complete	Total Project Cost
Engineering/Design		558,800	657,400	776,900	821,300	900,000			3,714,400
Land Acquisition									0
Site Work									0
Construction			5,588,000	6,574,000	7,769,000	8,213,000			28,144,000
Equipment/Furnishings									0
Other			390,000	460,000	550,000	575,000			1,975,000
EXPENDITURES									

TOTAL	0	558,800	6,635,400	7,810,900	9,140,300	9,688,000	0	0	33,833,400
--------------	----------	----------------	------------------	------------------	------------------	------------------	----------	----------	-------------------

SOURCES OF FUNDS									
Transfer from General Fund									0
Local Income Tax									0
Bonds		558,800	3,516,762	4,139,777	4,844,359	5,134,640			18,194,338
State			3,118,638	3,671,123	4,295,941	4,553,360			15,639,062

PROJECTED OPERATING IMPACTS	0	0	0	0	0	0			
------------------------------------	----------	----------	----------	----------	----------	----------	--	--	--

HVAC System Replacement - East Middle

District Location: 3

Heidi K. Pepin, Management and Budget Project Coordinator (410) 386-2082

Proj #

This project provides funding for the replacement of the existing HVAC system. A scope study, performed in 2014, recommended that the existing unit ventilator system be replaced with a 4-pipe (heating-cooling) central system to provide the ability to either heat or cool any space throughout the school year. Replacement of the existing electrical system is a critical component of this HVAC replacement project. In addition to the electrical work, the fire alarm system will also be replaced.

Project is contingent on State funding.

	FY 18	FY 19	FY 20	FY 21	FY 22	FY 23	Prior Allocation	Balance to Complete	Total Project Cost
Engineering/Design	903,000								903,000
Land Acquisition									0
Site Work									0
Construction		11,284,000							11,284,000
Equipment/Furnishings									0
Other		846,000							846,000
EXPENDITURES									
TOTAL	903,000	12,130,000	0	0	0	0	0	0	13,033,000
SOURCES OF FUNDS									
Transfer from General Fund									0
Local Income Tax									0
Bonds	903,000	5,921,000							6,824,000
State		6,209,000							6,209,000
PROJECTED OPERATING IMPACTS	0	0	0	0	0	0			0

HVAC System Replacement - Sandymount Elementary

District Location: 2

Heidi K. Pepin, Management and Budget Project Coordinator (410) 386-2082

Proj #

This project provides planned funding for the replacement of the existing rooftop air handling units and terminal control units. The project will also include replacement of the heating and cooling plants and associated piping and pumps, and replacement/upgrade of the pneumatic control system. Included in the scope, although not required for the HVAC renovation, is an upgrade to the electrical equipment to include new panelboards sized for the HVAC equipment.

Project is contingent on State funding.

	FY 18	FY 19	FY 20	FY 21	FY 22	FY 23	Prior Allocation	Balance to Complete	Total Project Cost
Engineering/Design		430,540							430,540
Land Acquisition									0
Site Work									0
Construction			5,385,870						5,385,870
Equipment/Furnishings									0
Other			403,760						403,760
EXPENDITURES									
TOTAL	0	430,540	5,789,630	0	0	0	0	0	6,220,170
SOURCES OF FUNDS									
Transfer from General Fund									0
Local Income Tax									0
Bonds		430,540	2,825,630						3,256,170
State			2,964,000						2,964,000
PROJECTED OPERATING IMPACTS	0	0	0	0	0	0			

Paving

Heidi K. Pepin, Management and Budget Project Coordinator (410) 386-2082

9748

This project provides ongoing funding for maintenance and replacement of the school system's parking areas and driveways. Listed below are the projects in priority order.

- Career and Technology Center (main parking lot)
- Westminster High (stadium parking lot)
- East Middle (main lot and roads)
- Robert Moton Elementary (entire site)
- Westminster Elementary (entire site)
- Mechanicsville Elementary (entire site)
- Mt. Airy Elementary (entire site)
- Shiloh Middle

	FY 18	FY 19	FY 20	FY 21	FY 22	FY 23	Prior Allocation	Balance to Complete	Total Project Cost
Engineering/Design									0
Land Acquisition									0
Site Work									0
Construction	575,000	625,000	675,000	725,000	775,000	825,000			4,200,000
Equipment/Furnishings									0
Other									0

EXPENDITURES

TOTAL	575,000	625,000	675,000	725,000	775,000	825,000	0	0	4,200,000
--------------	----------------	----------------	----------------	----------------	----------------	----------------	----------	----------	------------------

SOURCES OF FUNDS

Transfer from General Fund									0
Local Income Tax	575,000	625,000	675,000	725,000	775,000	825,000			4,200,000
Property Tax									0
Bonds									0

PROJECTED OPERATING IMPACTS	0	0	0	0	0	0			
------------------------------------	---	---	---	---	---	---	--	--	--

Relocatable Classroom Removal

Heidi K. Pepin, Management and Budget Project Coordinator (410) 386-2082

9745

This project provides planned funding for the removal of relocatable classrooms where they are no longer needed. An evaluation of the condition and utilization of the existing relocatable classroom inventory was performed last year. The Board of Education currently has an inventory of 37 relocatable classroom buildings. Planned funding will address demolition of approximately 60 - 70% of the inventory.

Projected operating impacts include a reduction of utilities and maintenance.

	FY 18	FY 19	FY 20	FY 21	FY 22	FY 23	Prior Allocation	Balance to Complete	Total Project Cost
Engineering/Design									0
Land Acquisition									0
Site Work									0
Construction		175,000		185,000		195,000	325,000		880,000
Equipment/Furnishings									0
Other									0
EXPENDITURES									
TOTAL	0	175,000	0	185,000	0	195,000	325,000	0	880,000
SOURCES OF FUNDS									
Transfer from General Fund									0
Local Income Tax		175,000		185,000		195,000	325,000		880,000
Property Tax									0
Bonds									0
PROJECTED OPERATING IMPACTS	(150,000)	(150,000)	(310,000)	(310,000)	(480,000)	(480,000)			

Roof Repairs

Heidi K. Pepin, Management and Budget Project Coordinator (410) 386-2082

9746

This project provides ongoing funding for minor repairs to roofs. Funding is to address emergencies, provide the necessary maintenance for the integrity of the roof systems, and to extend the useful life of roofs.

	FY 18	FY 19	FY 20	FY 21	FY 22	FY 23	Prior Allocation	Balance to Complete	Total Project Cost
Engineering/Design									0
Land Acquisition									0
Site Work									0
Construction	170,000		180,000		190,000				540,000
Equipment/Furnishings									0
Other									0
EXPENDITURES									
TOTAL	170,000	0	180,000	0	190,000	0	0	0	540,000
SOURCES OF FUNDS									
Transfer from General Fund									0
Local Income Tax	170,000		180,000		190,000				540,000
Property Tax									0
Bonds									0
PROJECTED OPERATING IMPACTS	0	0	0	0	0	0			

Roof Replacement - Carrolltowne Elementary

District Location: 5

Heidi K. Pepin, Management and Budget Project Coordinator (410) 386-2082

Proj #

This project provides funding for the replacement of 57,427 square feet of roofing, associated tapered insulation system, roof drains and flashings.

	FY 18	FY 19	FY 20	FY 21	FY 22	FY 23	Prior Allocation	Balance to Complete	Total Project Cost
Engineering/Design	110,000								110,000
Land Acquisition									0
Site Work									0
Construction	1,378,000								1,378,000
Equipment/Furnishings									0
Other	124,000								124,000
EXPENDITURES									
TOTAL	1,612,000	0	0	0	0	0	0	0	1,612,000
SOURCES OF FUNDS									
Transfer from General Fund									0
Local Income Tax									0
Bonds	833,000								833,000
State	779,000								779,000
PROJECTED OPERATING IMPACTS	0	0	0	0	0	0			

Roof Replacement - Elmer Wolfe Elementary

District Location: 1

Heidi K. Pepin, Management and Budget Project Coordinator (410) 386-2082

Project #

This project provides funding for the replacement of 66,699 square feet of roofing, associated tapered insulation system, roof drains and flashings.

	FY 18	FY 19	FY 20	FY 21	FY 22	FY 23	Prior Allocation	Balance to Complete	Total Project Cost
Engineering/Design	128,000								128,000
Land Acquisition									0
Site Work									0
Construction	1,600,000								1,600,000
Equipment/Furnishings									0
Other	144,000								144,000
EXPENDITURES									
TOTAL	1,872,000	0	0	0	0	0	0	0	1,872,000
SOURCES OF FUNDS									
Transfer from General Fund									0
Local Income Tax									0
Bonds	904,000								904,000
State	968,000								968,000
PROJECTED OPERATING IMPACTS	0	0	0	0	0	0			

Roof Replacement - Robert Moton Elementary

District Location: 3

Heidi K. Pepin, Management and Budget Project Coordinator (410) 386-2082

Proj #

This project provides funding for the replacement of 71,585 square feet of roofing, associated tapered insulation system, roof drains and flashings.

	FY 18	FY 19	FY 20	FY 21	FY 22	FY 23	Prior Allocation	Balance to Complete	Total Project Cost
Engineering/Design	137,000								137,000
Land Acquisition									0
Site Work									0
Construction	1,718,000								1,718,000
Equipment/Furnishings									0
Other	154,000								154,000
EXPENDITURES									
TOTAL	2,009,000	0	0	0	0	0	0	0	2,009,000
SOURCES OF FUNDS									
Transfer from General Fund									0
Local Income Tax									0
Bonds	970,000								970,000
State	1,039,000								1,039,000
PROJECTED OPERATING IMPACTS	0	0	0	0	0	0			

Roof Replacement - Runnymede Elementary

District Location: 1

Heidi K. Pepin, Management and Budget Project Coordinator (410) 386-2082

Proj #

This project provides funding for the replacement of 69,706 square feet of roofing, associated tapered insulation system, roof drains and flashings.

	FY 18	FY 19	FY 20	FY 21	FY 22	FY 23	Prior Allocation	Balance to Complete	Total Project Cost
Engineering/Design	128,000								128,000
Land Acquisition									0
Site Work									0
Construction	1,600,000								1,600,000
Equipment/Furnishings									0
Other	144,000								144,000
EXPENDITURES									
TOTAL	1,872,000	0	0	0	0	0	0	0	1,872,000
SOURCES OF FUNDS									
Transfer from General Fund									0
Local Income Tax									0
Bonds	904,000								904,000
State	968,000								968,000
PROJECTED OPERATING IMPACTS	0	0	0	0	0	0			

Roof Replacements

Heidi K. Pepin, Management and Budget Project Coordinator (410) 386-2082

8379

This project provides ongoing funding to replace roofs that are failing and no longer repairable. Projects starting in the near term are budgeted as separate projects. Funding is planned in this project for future roof replacements and has not been allocated to specific projects.

Future projects in the Board of Education's Facility Master Plan include:

- East Middle
- Sandymount Elementary
- Spring Garden Elementary
- Linton Springs Elementary
- Cranberry Station Elementary
- Winfield Elementary
- Oklahoma Road Middle
- Century High

Project is contingent on receiving State funding and school closing decisions.

	FY 18	FY 19	FY 20	FY 21	FY 22	FY 23	Prior Allocation	Balance to Complete	Total Project Cost
					707	354			
Engineering/Design		235,000	277,000	295,000	315,000	335,000			1,457,000
Land Acquisition									0
Site Work									0
Construction		2,945,000	3,469,000	3,687,000	3,931,000	4,189,000			18,221,000
Equipment/Furnishings									0
Other		264,000	312,000	331,000	354,000	376,000			1,637,000

EXPENDITURES

TOTAL	0	3,444,000	4,058,000	4,313,000	4,600,000	4,900,000	0	0	21,315,000
--------------	----------	------------------	------------------	------------------	------------------	------------------	----------	----------	-------------------

SOURCES OF FUNDS

Transfer from General Fund									0
Local Income Tax									0
Bonds		1,663,000	1,960,000	2,083,400	2,225,600	2,366,500			10,298,500
State		1,781,000	2,098,000	2,229,600	2,374,400	2,533,500			11,016,500

PROJECTED OPERATING IMPACTS	0	0	0	0	0	0			
------------------------------------	----------	----------	----------	----------	----------	----------	--	--	--

Technology Improvements

Heidi K. Pepin, Management and Budget Project Coordinator (410) 386-2082

Proj #

This project provides funding for technology improvements. The funding will allow for technology replacements, upgrades to core infrastructure hardware and software, and the installation and replacement of hardware, such as servers, and network infrastructure equipment. Cabling upgrades, wireless technologies, and other core telecommunications are included in the technology infrastructure of the school system.

	FY 18	FY 19	FY 20	FY 21	FY 22	FY 23	Prior Allocation	Balance to Complete	Total Project Cost
Engineering/Design									0
Land Acquisition									0
Site Work									0
Construction									0
Equipment/Furnishings									0
Other	1,000,000	1,000,000	1,000,000	1,000,000	1,000,000	1,000,000			6,000,000
EXPENDITURES									
TOTAL	1,000,000	1,000,000	1,000,000	1,000,000	1,000,000	1,000,000	0	0	6,000,000
SOURCES OF FUNDS									
Transfer from General Fund									0
Local Income Tax	1,000,000	1,000,000	1,000,000	1,000,000	1,000,000	1,000,000			6,000,000
Property Tax									0
Bonds									0
PROJECTED OPERATING IMPACTS	0	0	0	0	0	0			

Transfer to Operating Budget for BOE Debt Service

Heidi K. Pepin, Management and Budget Project Coordinator (410) 386-2082

9001

A percentage of the Local Income Tax revenue is dedicated to school construction and appropriated directly into the Capital Fund. A portion of these dedicated funds are transferred to the General Fund to pay debt service related to school construction projects. Because dedicated local income tax is budgeted in the Capital Fund and then transferred to the General Fund, the funding is counted twice in the All Funds budget summary.

	FY 18	FY 19	FY 20	FY 21	FY 22	FY 23	Prior Allocation	Balance to Complete	Total Project Cost
Engineering/Design									0
Land Acquisition									0
Site Work									0
Construction									0
Equipment/Furnishings									0
Other	10,940,898	10,744,477	10,797,019	12,531,220	14,412,392	14,602,681			74,028,686
EXPENDITURES									
TOTAL	10,940,898	10,744,477	10,797,019	12,531,220	14,412,392	14,602,681	0	0	74,028,686
SOURCES OF FUNDS									
Transfer from General Fund									0
Local Income Tax	10,940,898	10,744,477	10,797,019	12,531,220	14,412,392	14,602,681			74,028,686
Property Tax									0
Bonds									0
PROJECTED OPERATING IMPACTS	0	0	0	0	0	0			0

Westminster High Electrical Equipment Replacement

District Location: 3

Heidi K. Pepin, Management and Budget Project Coordinator (410) 386-2082

8623

This project provides funding for the replacement of aging electrical equipment showing signs of failure. The scope includes replacement of the the existing main distribution board, the sub-distribution board and the existing undersized emergency generator, as well as the upgrade of 13 wire panels throughout the building and the installation of emergency and standby power circuits.

	FY 18	FY 19	FY 20	FY 21	FY 22	FY 23	Prior Allocation	Balance to Complete	Total Project Cost
Engineering/Design	100,000						60,000		160,000
Land Acquisition									0
Site Work									0
Construction		900,000							900,000
Equipment/Furnishings									0
Other									0
EXPENDITURES									
TOTAL	100,000	900,000	0	0	0	0	60,000	0	1,060,000
SOURCES OF FUNDS									
Transfer from General Fund									0
Local Income Tax							60,000		60,000
Bonds	100,000	369,000							469,000
State		531,000							531,000
PROJECTED OPERATING IMPACTS	0	0	0	0	0	0			

CONSERVATION
AND
OPEN SPACE

Overview of Conservation and Open Space CIP

The FY 18 – 23 Conservation and Open Space CIP includes funding for land preservation and water resources. Approximately \$39 million is planned for the Agricultural Preservation Program in both the Capital and Operating budgets and is funded with a combination of dedicated Property Tax revenue, bonds, Agricultural Transfer Tax revenue and State participation. Property Tax funding is included to allow for the acquisition of easements through Installment Purchase Agreements and for the payment of interest to landowners.

The FY 18 – 23 CIP continues funding to maintain the County's permit associated with the Federal National Pollutant Discharge Elimination System (NPDES) program. The 2005 – 2010 permit required a total of 10 percent of the County's impervious surface be remediated. The County and the eight municipalities have entered into a memorandum of agreement combining the municipalities and County into one permit. The joint permit, issued for 2015 – 2020, requires an additional 20 percent remediation of impervious surface and is linked to the Watershed Implementation Plan of the Chesapeake Bay Total Maximum Daily Load (TMDL). The Chesapeake Bay TMDL sets limits on allowable pollutants in bodies of water. The requirements for the Chesapeake Bay TMDLs are currently unknown and may require additional funding above and beyond planned levels.

To remain compliant with the NPDES permit, the Stormwater Facility Restoration project was established to keep stormwater management facilities working properly.

For additional information on these or other Conservation and Open Space projects, please refer to the individual project pages.

COMMUNITY INVESTMENT PLAN FOR FISCAL YEARS 2018 TO 2023

	2018	2019	2020	2021	2022	2023	Prior Allocation	Balance to Complete	Total Project Cost
CONSERVATION AND OPEN SPACE:									
Agricultural Land Preservation	\$5,491,000	\$4,264,000	\$5,415,000	\$4,501,000	\$5,557,000	\$4,621,000	\$0	\$0	\$29,849,000
Environmental Compliance	75,000	75,000	75,000	75,000	75,000	75,000	0	0	450,000
Stormwater Facility Renovation	335,000	335,000	335,000	335,000	335,000	335,000	0	0	2,010,000
Water Resource Element Plan Update	0	125,000	0	0	0	0	0	0	125,000
Watershed Assessment and Improvement (NPDES)	3,300,000	3,400,000	3,500,000	4,171,000	4,300,000	4,430,000	0	0	23,101,000
CONSERVATION AND OPEN SPACE TOTAL	\$9,201,000	\$8,199,000	\$9,325,000	\$9,082,000	\$10,267,000	\$9,461,000	\$0	\$0	\$55,535,000
SOURCES OF FUNDING:									
Transfer from General Fund	\$37,500	\$162,500	\$37,500	\$37,500	\$37,500	\$37,500	\$0	\$0	\$350,000
Property Tax	2,968,000	2,901,000	3,052,000	3,138,000	3,199,000	3,263,000	0	0	18,521,000
Bonds	4,550,193	4,647,500	4,981,900	5,305,500	5,405,500	5,505,500	0	0	30,396,093
Reallocated Bonds	49,907	0	0	0	0	0	0	0	49,907
Ag Transfer Tax	190,000	30,000	30,000	30,000	25,000	25,000	0	0	330,000
Ag. Preservation (MALPF)	1,000,000	0	1,000,000	0	1,000,000	0	0	0	3,000,000
Municipal	405,400	458,000	223,600	571,000	600,000	630,000	0	0	2,888,000
CONSERVATION AND OPEN SPACE TOTAL	\$9,201,000	\$8,199,000	\$9,325,000	\$9,082,000	\$10,267,000	\$9,461,000	\$0	\$0	\$55,535,000

Agricultural Land Preservation

Sheree Lima, Management and Budget Project Coordinator (410) 386-2082

9007

This project provides ongoing funding for the Carroll County Agricultural Land Preservation program. The program provides an opportunity for landowners to make a long-term commitment to agriculture by offering financial incentives in exchange for property development rights. Preserving farmland with permanent easements helps to maintain agriculture as a viable industry and preserves the rural character of Carroll County.

The County offers two payment options to the landowners: Installment Purchase Agreement (IPA) or lump sum. The IPA option pays the landowner for the easement over a 20-year period. The lump sum option pays for the easement at the time of settlement. The Maryland Agricultural Land Preservation Foundation (MALPF), a lump sum payment program, is jointly funded by the State of Maryland and Carroll County.

Two and a quarter percent of the Property Tax revenue is dedicated to the Agricultural Land Preservation Program and is appropriated in the Capital Fund for easement purchases and in the General Fund for interest payments to landowners in the Debt Service - Agricultural Preservation budget.

The appropriations are listed in the charts below. The Total Appropriation - IPA and Lump Sum are for easement purchases, the Projected Operating Impacts are interest payments appropriated to the General Fund, and the Total Appropriation for Ag Pres, at the bottom of this page, includes costs for both the Lump Sum and IPA options.

	FY 18	FY 19	FY 20	FY 21	FY 22	FY 23	Prior Allocation	Balance to Complete	Total Project Cost
Engineering/Design									0
Land Acquisition	5,491,000	4,264,000	5,415,000	4,501,000	5,557,000	4,621,000			29,849,000
Site Work									0
Construction									0
Equipment/Furnishings									0
Other									0
EXPENDITURES									

TOTAL	5,491,000	4,264,000	5,415,000	4,501,000	5,557,000	4,621,000	0	0	29,849,000
--------------	------------------	------------------	------------------	------------------	------------------	------------------	----------	----------	-------------------

SOURCES OF FUNDS									
Property Tax	2,968,000	2,901,000	3,052,000	3,138,000	3,199,000	3,263,000			18,521,000
Bonds	1,333,000	1,333,000	1,333,000	1,333,000	1,333,000	1,333,000			7,998,000
Ag Transfer Tax	190,000	30,000	30,000	30,000	25,000	25,000			330,000
Ag. Preservation (MALPF)	1,000,000		1,000,000		1,000,000				3,000,000

PROJECTED OPERATING IMPACTS									
	1,442,000	1,483,000	1,465,000	1,520,000	1,575,000	1,631,000			

Total Appropriation-IPA	1,526,900	1,449,800	1,501,100	1,530,300	1,549,400	1,571,100			9,128,600
Total Appropriation-Lump Sum	2,964,100	2,814,200	2,913,900	2,970,700	3,007,600	3,049,900			17,720,400
Total Appropriation-MALPF	1,000,000		1,000,000		1,000,000				3,000,000

Total Appropriation - Ag Pres	6,933,000	5,747,000	6,880,000	6,021,000	7,132,000	6,252,000			38,965,000
--------------------------------------	------------------	------------------	------------------	------------------	------------------	------------------	--	--	-------------------

Environmental Compliance

Sheree Lima, Management and Budget Project Coordinator (410) 386-2082

8328

This project provides ongoing funding for remediation efforts to maintain compliance with State and Federal environmental permits.

	FY 18	FY 19	FY 20	FY 21	FY 22	FY 23	Prior Allocation	Balance to Complete	Total Project Cost
Engineering/Design									0
Land Acquisition									0
Site Work									0
Construction	75,000	75,000	75,000	75,000	75,000	75,000			450,000
Equipment/Furnishings									0
Other									0
EXPENDITURES									
TOTAL	75,000	75,000	75,000	75,000	75,000	75,000	0	0	450,000
SOURCES OF FUNDS									
Transfer from General Fund	37,500	37,500	37,500	37,500	37,500	37,500			225,000
Local Income Tax									0
Property Tax									0
Bonds	37,500	37,500	37,500	37,500	37,500	37,500			225,000
PROJECTED OPERATING IMPACTS	0	0	0	0	0	0			0

Stormwater Facility Renovation

Sheree Lima, Management and Budget Project Coordinator (410) 386-2082

Proj #

This project provides ongoing funding for a long-term plan to keep existing County-owned stormwater management facilities in working condition for compliance with the National Pollution Discharge Elimination System Permit. The plan is to evaluate and repair five to ten facilities per year over a 30-year period. The funding will be used to replace metal and concrete pipes, erosion repairs, and replacement of filter media.

	FY 18	FY 19	FY 20	FY 21	FY 22	FY 23	Prior Allocation	Balance to Complete	Total Project Cost
Engineering/Design	50,000	70,000	70,000	50,000	60,000	50,000			350,000
Land Acquisition									0
Site Work									0
Construction	285,000	265,000	265,000	285,000	275,000	285,000			1,660,000
Equipment/Furnishings									0
Other									0
EXPENDITURES									

TOTAL	335,000	335,000	335,000	335,000	335,000	335,000	0	0	2,010,000
--------------	----------------	----------------	----------------	----------------	----------------	----------------	----------	----------	------------------

SOURCES OF FUNDS									
Transfer from General Fund									0
Local Income Tax									0
Bonds	285,093	335,000	335,000	335,000	335,000	335,000			1,960,093
Reallocated Bonds	49,907								49,907

PROJECTED OPERATING IMPACTS									
	0	0	0	0	0	0			0

Water Resource Element Plan Update

Sheree Lima, Management and Budget Project Coordinator (410) 386-2082

Proj #

This project provides planned funding to update the Water Resource Element Plan, adopted in 2010. This long-range plan is a State required component of the Carroll County Master Plan and addresses water quality and quantity issues. Carroll County is required to: identify water resources needed to adequately sustain the demands of existing and future development within currently identified growth areas as defined in the Land Use Element Plan, a component of the Carroll County Master Plan; identify where stormwater and treated wastewater can be discharged; and reduce pollutant loads, where needed, from both existing development and future growth.

	FY 18	FY 19	FY 20	FY 21	FY 22	FY 23	Prior Allocation	Balance to Complete	Total Project Cost
Engineering/Design									0
Land Acquisition									0
Site Work									0
Construction									0
Equipment/Furnishings									0
Other		125,000							125,000
TOTAL	0	125,000	0	0	0	0	0	0	125,000

SOURCES OF FUNDS

Transfer from General Fund		125,000							125,000
Local Income Tax									0
Property Tax									0
Bonds									0

PROJECTED OPERATING IMPACTS	FY 18	FY 19	FY 20	FY 21	FY 22	FY 23
	0	0	0	0	0	0

Watershed Assessment and Improvement (NPDES)

Sheree Lima, Management and Budget Project Coordinator (410) 386-2082

9920

This project provides ongoing funding to comply with the Federal Clean Water Act. The Act requires the County to secure a permit under the National Pollutant Discharge Elimination System (NPDES) for storm sewer systems. The permit requires the County to map and assess the condition of the storm sewer systems and of the watersheds that discharge into them. The County and the eight municipalities have entered into a memorandum of agreement (MOA) to obtain a joint five year NPDES permit to address stormwater issues. Under the joint permit, issued in FY 16, the County and municipalities are required to mitigate impervious surface runoff. As part of the MOA, the County will manage the construction of mitigation projects on behalf of the municipalities. The municipalities will provide funding to the County equivalent to 20% of the construction cost of municipal impervious acres.

The current permit will expire in FY 20, estimates of Town contributions have been included in FY 21 through FY 23 in anticipation that the Towns and County will again be included in a joint permit. The estimate is based on the same assumptions as the Memorandum of Agreement signed by the Towns and County for the prior permit.

	FY 18	FY 19	FY 20	FY 21	FY 22	FY 23	Prior Allocation	Balance to Complete	Total Project Cost
Engineering/Design		105,000		345,000	230,000	90,000			770,000
Land Acquisition									0
Site Work									0
Construction	3,300,000	3,295,000	3,500,000	3,826,000	4,070,000	4,340,000			22,331,000
Equipment/Furnishings									0
Other									0
EXPENDITURES									

TOTAL	3,300,000	3,400,000	3,500,000	4,171,000	4,300,000	4,430,000	0	0	23,101,000
--------------	------------------	------------------	------------------	------------------	------------------	------------------	----------	----------	-------------------

SOURCES OF FUNDS									
Local Income Tax									0
Property Tax									0
Bonds	2,894,600	2,942,000	3,276,400	3,600,000	3,700,000	3,800,000			20,213,000
Municipal	405,400	458,000	223,600	571,000	600,000	630,000			2,888,000

PROJECTED OPERATING IMPACTS						
	0	0	0	0	0	0

PUBLIC WORKS

Overview of Public Works CIP

The Public Works FY 18 – 23 CIP includes two separate sections: Roads and Bridges.

Approximately \$87.9 million is included in the FY 18 – 23 CIP to maintain roads throughout the County. Approximately thirty-five percent of the County's road network is considered mainline or arterial roads. These roads carry a higher traffic volume. Sixty-five percent are lower volume roadways, including neighborhood roads. Typical repair strategies include patching, overlay, mill and overlay, full depth reclamation and reconstruction.

Funding is provided to update the 1994 Design Manual for Roads and Storm Drains to meet current industry standards.

Included in FY 18 – 23 is \$0.6 million to support State road projects. Contributing to State projects may expedite the planning process for State roads in Carroll County. Market Street Extended, a new road construction project, will create a more direct connection to MD 140 from Old Westminster Pike.

Funding is included for the replacement or rehabilitation of nine bridge structures.

For additional information on these or other Public Works projects, please refer to the individual project pages.

ROADS

COMMUNITY INVESTMENT PLAN FOR FISCAL YEARS 2018 TO 2023

	2018	2019	2020	2021	2022	2023	Prior Allocation	Balance to Complete	Total Project Cost
ROADS:									
Design Manual Update	\$250,000	\$0	\$0	\$0	\$0	\$0	\$0	\$0	\$250,000
Highway Safety Improvements	30,000	31,000	32,000	33,000	34,000	35,000	0	0	195,000
Market Street Extended	0	720,000	0	0	0	0	1,271,005	0	1,991,005
Pavement Management Program	11,685,000	12,210,000	12,660,000	13,120,000	13,770,000	14,375,000	0	0	77,820,000
Pavement Preservation	1,050,000	1,082,000	1,114,000	1,147,000	1,181,000	1,216,000	0	0	6,790,000
Ramp and Sidewalk Upgrades	75,000	75,000	75,000	75,000	75,000	75,000	0	0	450,000
Small Drainage Structures	115,000	121,000	127,000	133,000	140,000	147,000	0	0	783,000
Storm Drain Rehabilitation	496,000	298,000	347,000	396,000	445,000	494,000	0	0	2,476,000
Transportation/State Projects	0	0	200,000	200,000	200,000	0	0	0	600,000
ROADS TOTAL	\$13,701,000	\$14,537,000	\$14,555,000	\$15,104,000	\$15,845,000	\$16,342,000	\$1,271,005	\$0	\$91,355,005
SOURCES OF FUNDING:									
Transfer from General Fund	\$935,000	\$967,000	\$1,199,000	\$1,232,000	\$1,181,000	\$1,016,000	\$0	\$0	\$6,530,000
Property Tax	0	0	0	0	0	0	758,005	0	758,005
Bonds	4,999,000	12,250,000	12,036,000	12,552,000	13,344,000	14,006,000	513,000	0	69,700,000
Reallocated Bonds	6,000,000	0	0	0	0	0	0	0	6,000,000
Reallocated GF Transfer	250,000	0	0	0	0	0	0	0	250,000
Highway Administration	176,000	176,000	176,000	176,000	176,000	176,000	0	0	1,056,000
Reallocated Highway User Revenue	197,000	0	0	0	0	0	0	0	197,000
Highway User Revenue	1,144,000	1,144,000	1,144,000	1,144,000	1,144,000	1,144,000	0	0	6,864,000
ROADS TOTAL	\$13,701,000	\$14,537,000	\$14,555,000	\$15,104,000	\$15,845,000	\$16,342,000	\$1,271,005	\$0	\$91,355,005

Design Manual Update

Heidi K. Pepin, Management and Budget Project Coordinator (410) 386-2082

Proj #

This project provides funding for consultant services to review the 1994 Design Manual for Roads and Storm Drains and update the Manual to meet the current guidelines of the American Association of State Highway Officials (AASHTO), the Federal Highway Administration (FHWA), the MD State Highway Administration (SHA) and any other technical guidelines. Updating the document will assist local engineers and surveyors in meeting design standards when preparing development documents.

	FY 18	FY 19	FY 20	FY 21	FY 22	FY 23	Prior Allocation	Balance to Complete	Total Project Cost
Engineering/Design	250,000								250,000
Land Acquisition									0
Site Work									0
Construction									0
Equipment/Furnishings									0
Other									0
EXPENDITURES									
TOTAL	250,000	0	0	0	0	0	0	0	250,000
SOURCES OF FUNDS									
Transfer from General Fund									0
Local Income Tax									0
Property Tax									0
Reallocated GF Transfer	250,000								250,000
PROJECTED OPERATING IMPACTS	0	0	0	0	0	0			

Highway Safety Improvements

Heidi K. Pepin, Management and Budget Project Coordinator (410) 386-2082

9674

This project provides ongoing funding to address roads and road intersections with a history of frequent or severe accidents, and those with a significant potential for accidents. Among the possible improvements are minor changes in intersection geometry, turn lanes, signing additions or upgrades, traffic calming measures, and pavement marking upgrades.

Recent safety improvements:

- Nicodemus Road
- Woodbine Road
- Hoods Mill Road
- Wine Road
- Marvin Ave

	FY 18	FY 19	FY 20	FY 21	FY 22	FY 23	Prior Allocation	Balance to Complete	Total Project Cost
Engineering/Design									0
Land Acquisition									0
Site Work									0
Construction	30,000	31,000	32,000	33,000	34,000	35,000			195,000
Equipment/Furnishings									0
Other									0

EXPENDITURES

TOTAL	30,000	31,000	32,000	33,000	34,000	35,000	0	0	195,000
--------------	---------------	---------------	---------------	---------------	---------------	---------------	----------	----------	----------------

SOURCES OF FUNDS

Transfer from General Fund									0
Local Income Tax									0
Property Tax									0
Highway User Revenue	30,000	31,000	32,000	33,000	34,000	35,000			195,000

PROJECTED OPERATING IMPACTS

	0	0	0	0	0	0
--	---	---	---	---	---	---

Market Street Extended

District Location: 3

Heidi K. Pepin, Management and Budget Project Coordinator (410) 386-2082

8318

Functional Classification: Collector
 Average Daily Traffic: TBD
 Length: Approximately 1,400 feet
 Limits: MD 140 to Old Westminster Pike

This project provides planned funding for the construction of a more direct connection to MD 140 from Old Westminster Pike. This connector will reduce traffic on Old Baltimore Road and the local streets that extend from Old Westminster Pike to Old Baltimore Road, and will provide redundancy in the road network. The connection to MD 140 will be located at the existing traffic signal at Market Street/Old Baltimore Road.

The prior allocation of \$1.3 million was for land acquisition.

	FY 18	FY 19	FY 20	FY 21	FY 22	FY 23	Prior Allocation	Balance to Complete	Total Project Cost
Engineering/Design									0
Land Acquisition							1,271,005		1,271,005
Site Work		51,000							51,000
Construction		516,000							516,000
Equipment/Furnishings									0
Other		153,000							153,000
EXPENDITURES									
TOTAL	0	720,000	0	0	0	0	1,271,005	0	1,991,005
SOURCES OF FUNDS									
Transfer from General Fund									0
Local Income Tax									0
Property Tax							758,005		758,005
Bonds		720,000					513,000		1,233,000
PROJECTED OPERATING IMPACTS	0	0	0	0	0	0			

Pavement Management Program

Heidi K. Pepin, Management and Budget Project Coordinator (410) 386-2082

Proj #

This project provides ongoing funding for the maintenance, repair or rehabilitation of the County's 900 miles of paved roads. A pavement management software program is used to collect road condition information and to recommend the most cost-effective repair. Repair strategies include: patching, overlay, mill and overlay, full-depth reclamation, and reconstruction. Drainage structures and guardrails will be replaced or added where necessary.

Approximately thirty-five percent of the County's road network is considered mainline or collector and arterial roads. These roads typically carry a higher traffic volume. Sixty-five percent are lower volume roads, including neighborhood roads.

	FY 18	FY 19	FY 20	FY 21	FY 22	FY 23	Prior Allocation	Balance to Complete	Total Project Cost
Engineering/Design	105,000	110,000	115,000	120,000	125,000	125,000			700,000
Land Acquisition									0
Site Work									0
Construction	11,050,000	11,550,000	11,970,000	12,400,000	13,020,000	13,600,000			73,590,000
Equipment/Furnishings									0
Other	530,000	550,000	575,000	600,000	625,000	650,000			3,530,000
EXPENDITURES									
TOTAL	11,685,000	12,210,000	12,660,000	13,120,000	13,770,000	14,375,000	0	0	77,820,000
SOURCES OF FUNDS									
Transfer from General Fund	800,000	800,000	800,000	800,000	800,000	800,000			4,800,000
Bonds	4,709,000	11,234,000	11,684,000	12,144,000	12,794,000	13,399,000			65,964,000
Reallocated Bonds	6,000,000								6,000,000
Highway Administration	176,000	176,000	176,000	176,000	176,000	176,000			1,056,000
PROJECTED OPERATING IMPACTS	0	0	0	0	0	0			

Pavement Preservation

Heidi K. Pepin, Management and Budget Project Coordinator (410) 386-2082

Proj #

This project provides ongoing funding to place a maintenance seal coat, such as microsurface, on various roads. Pavement preservation is applied to roads while they are still in good condition and before the onset of serious damage. Annual funding addresses approximately 30-40 miles.

The upcoming project list is generated in the spring in preparation for the summer construction season.

	FY 18	FY 19	FY 20	FY 21	FY 22	FY 23	Prior Allocation	Balance to Complete	Total Project Cost
Engineering/Design									0
Land Acquisition									0
Site Work									0
Construction	1,050,000	1,082,000	1,114,000	1,147,000	1,181,000	1,216,000			6,790,000
Equipment/Furnishings									0
Other									0
EXPENDITURES									

TOTAL	1,050,000	1,082,000	1,114,000	1,147,000	1,181,000	1,216,000	0	0	6,790,000
--------------	------------------	------------------	------------------	------------------	------------------	------------------	----------	----------	------------------

SOURCES OF FUNDS									
Transfer from General Fund		32,000	64,000	97,000	131,000	166,000			490,000
Local Income Tax									0
Property Tax									0
Highway User Revenue	1,050,000	1,050,000	1,050,000	1,050,000	1,050,000	1,050,000			6,300,000

PROJECTED OPERATING IMPACTS						
	0	0	0	0	0	0

Ramp and Sidewalk Upgrades

Heidi K. Pepin, Management and Budget Project Coordinator (410) 386-2082

8626

This project provides ongoing funding to upgrade or replace non-compliant sidewalk ramps for ADA accessibility. Non-compliant ramps and sidewalks are also addressed through the Pavement Management Program. As part of this process, a self-evaluation of pedestrian facilities within county rights-of-way has been completed and will be used to develop a prioritized plan to address deficiencies. Funding in this project will address 855 curb ramps at various intersections and is planned to continue through FY 25.

	FY 18	FY 19	FY 20	FY 21	FY 22	FY 23	Prior Allocation	Balance to Complete	Total Project Cost
Engineering/Design									0
Land Acquisition									0
Site Work	7,500	7,500	7,500	7,500	7,500	7,500			45,000
Construction	60,000	60,000	60,000	60,000	60,000	60,000			360,000
Equipment/Furnishings									0
Other	7,500	7,500	7,500	7,500	7,500	7,500			45,000
EXPENDITURES									
TOTAL	75,000	75,000	75,000	75,000	75,000	75,000	0	0	450,000
SOURCES OF FUNDS									
Transfer from General Fund									0
Local Income Tax									0
Property Tax									0
Bonds	75,000	75,000	75,000	75,000	75,000	75,000			450,000
PROJECTED OPERATING IMPACTS	0	0	0	0	0	0			0

Small Drainage Structures

Heidi K. Pepin, Management and Budget Project Coordinator (410) 386-2082

9847

This project provides ongoing funding to repair or replace deteriorated drainage structures including culvert pipes, headwalls, and ancillary drainage features. Recently completed project sites include Kridlers Schoolhouse Road, Lineboro Road, Grave Run Road, and Dr. Stitely Road pipe culvert replacements, Deep Run Road pipe slip-lining rehabilitation, and Wildorlyn Drive storm drainage system.

The Department of Public Works continues to incorporate all pipe culverts and drainage structures into the Geographic Information System (GIS). Once the locations are identified and mapped, field condition assessments can be made to help determine the most cost-effective approach to replacing and repairing these drainage structures.

	FY 18	FY 19	FY 20	FY 21	FY 22	FY 23	Prior Allocation	Balance to Complete	Total Project Cost
Engineering/Design									0
Land Acquisition									0
Site Work									0
Construction	115,000	121,000	127,000	133,000	140,000	147,000			783,000
Equipment/Furnishings									0
Other									0
EXPENDITURES									
TOTAL	115,000	121,000	127,000	133,000	140,000	147,000	0	0	783,000
SOURCES OF FUNDS									
Transfer from General Fund									0
Local Income Tax									0
Property Tax									0
Bonds	115,000	121,000	127,000	133,000	140,000	147,000			783,000
PROJECTED OPERATING IMPACTS	0	0	0	0	0	0			0

Storm Drain Rehabilitation

Heidi K. Pepin, Management and Budget Project Coordinator (410) 386-2082

8627

This project provides ongoing funding to gather video camera data of existing storm drain pipes and to maintain the storm drain system through repairs and replacement. Video inspections will assess condition to determine if repairs or replacements are needed and funding is provided for infrastructure rehabilitation.

The County maintains about 180 miles (or 950,000 feet) of storm drain infrastructure, mostly located in neighborhoods where curbing, inlets, and manholes exist. Many of the storm drain systems were constructed in the late 1960s and 1970s and may be reaching the end of their useful life.



Photograph of a deteriorated metal pipe.

	FY 18	FY 19	FY 20	FY 21	FY 22	FY 23	Prior Allocation	Balance to Complete	Total Project Cost
Engineering/Design	135,000	135,000	135,000	135,000	50,000	50,000			640,000
Land Acquisition									0
Site Work									0
Construction	361,000	163,000	212,000	261,000	395,000	444,000			1,836,000
Equipment/Furnishings									0
Other									0
EXPENDITURES									

TOTAL	496,000	298,000	347,000	396,000	445,000	494,000	0	0	2,476,000
--------------	----------------	----------------	----------------	----------------	----------------	----------------	----------	----------	------------------

SOURCES OF FUNDS									
Transfer from General Fund	135,000	135,000	135,000	135,000	50,000	50,000			640,000
Bonds	100,000	100,000	150,000	200,000	335,000	385,000			1,270,000
Reallocated Highway User	197,000								197,000
Highway User Revenue	64,000	63,000	62,000	61,000	60,000	59,000			369,000

PROJECTED OPERATING IMPACTS									
	0	0	0	0	0	0			

Transportation/State Projects

Sheree Lima, Management and Budget Project Coordinator (410) 386-2082

8629

This project provides planned funding to support State road projects in Carroll County. Contributing County funding to State projects may encourage the planning process and the construction of State roads in Carroll County.

	FY 18	FY 19	FY 20	FY 21	FY 22	FY 23	Prior Allocation	Balance to Complete	Total Project Cost
Engineering/Design			200,000	200,000	200,000				600,000
Land Acquisition									0
Site Work									0
Construction									0
Equipment/Furnishings									0
Other									0
EXPENDITURES									
TOTAL	0	0	200,000	200,000	200,000	0	0	0	600,000
SOURCES OF FUNDS									
Transfer from General Fund			200,000	200,000	200,000				600,000
Local Income Tax									0
Property Tax									0
Bonds									0
PROJECTED OPERATING IMPACTS	0	0	0	0	0	0			

BRIDGES

COMMUNITY INVESTMENT PLAN FOR FISCAL YEARS 2018 TO 2023

	2018	2019	2020	2021	2022	2023	Prior Allocation	Balance to Complete	Total Project Cost
BRIDGES:									
Babylon Road over Silver Run	\$126,000	\$0	\$0	\$0	\$0	\$0	\$901,999	\$0	\$1,027,999
Bear Run Road over Bear Branch	0	0	0	305,000	0	1,275,000	0	0	1,580,000
Bixlers Church Road over Big Pipe Creek	112,000	0	0	0	0	0	721,000	0	833,000
Bridge Inspection and Inventory	37,000	39,000	41,000	43,000	45,000	47,000	0	0	252,000
Bridge Maintenance and Structural Repairs	55,900	58,700	61,600	64,700	68,000	71,000	0	0	379,900
Cleaning and Painting of Existing Bridge Structural Steel	218,700	229,700	241,300	253,400	266,000	279,200	0	0	1,488,300
Gaither Road over South Branch Patapsco River	275,000	0	0	1,935,000	0	0	0	0	2,210,000
Hawks Hill Road over Little Pipe Creek Tributary	0	0	0	0	255,000	0	0	471,800	726,800
Hollingsworth Road over Unnamed Tributary	0	587,000	0	0	0	0	200,000	0	787,000
Hughes Shop Road over Bear Branch	270,000	0	0	0	0	0	1,428,000	0	1,698,000
McKinstry's Mill Road over Sam's Creek	207,000	0	0	0	0	0	947,000	0	1,154,000
Stone Chapel Road over Little Pipe Creek	715,000	0	0	0	0	0	207,000	0	922,000
BRIDGES TOTAL	\$2,016,600	\$914,400	\$343,900	\$2,601,100	\$634,000	\$1,672,200	\$4,404,999	\$471,800	\$13,058,999
SOURCES OF FUNDING:									
Transfer from General Fund	\$151,600	\$159,400	\$167,400	\$175,800	\$184,500	\$193,100	\$0	\$0	\$1,031,800
Property Tax	0	0	0	0	0	0	36,400	0	36,400
Bonds	345,000	587,000	0	576,000	255,000	255,000	1,001,316	471,800	3,491,116
Highway Administration	0	0	0	0	0	0	8,883	0	8,883
Federal Highway/Bridge	1,520,000	168,000	176,500	1,849,300	194,500	1,224,100	3,358,400	0	8,490,800
BRIDGES TOTAL	\$2,016,600	\$914,400	\$343,900	\$2,601,100	\$634,000	\$1,672,200	\$4,404,999	\$471,800	\$13,058,999

Babylon Road over Silver Run

District Location: 1

Heidi K. Pepin, Management and Budget Project Coordinator (410) 386-2082

Proj. #

Functional Classification: Local
 Average Daily Traffic: 111
 Bridge No.: CL 269



This project provides funding to replace the acrow panel bridge, located in northern Carroll County, with a new structure.

This project qualifies for Federal aid, which covers 80 percent of the engineering, inspection and construction costs.

	FY 18	FY 19	FY 20	FY 21	FY 22	FY 23	Prior Allocation	Balance to Complete	Total Project Cost
Engineering/Design	105,000								105,000
Land Acquisition							7,000		7,000
Site Work							60,000		60,000
Construction	21,000						594,999		615,999
Equipment/Furnishings							175,000		175,000
Other							65,000		65,000
EXPENDITURES									
TOTAL	126,000	0	0	0	0	0	901,999	0	1,027,999
SOURCES OF FUNDS									
Transfer from General Fund									0
Bonds	25,200						171,516		196,716
Highway Administration							8,883		8,883
Federal Highway/Bridge	100,800						721,600		822,400
PROJECTED OPERATING IMPACTS	0	0	0	0	0	0			

Bear Run Road over Bear Branch

District Location: 1

Heidi K. Pepin, Management and Budget Project Coordinator (410) 386-2082

Proj #

Functional Classification: Local
 Average Daily Traffic: 388
 Bridge Number: CL 261



This project provides planned funding to replace the existing three-cell-culvert structure, located in central Carroll County, west of Westminster. The type of structure will be determined based on an alternatives analysis.

This project qualifies for Federal aid, which covers 80 percent of the engineering, inspection and construction costs.

	FY 18	FY 19	FY 20	FY 21	FY 22	FY 23	Prior Allocation	Balance to Complete	Total Project Cost
Engineering/Design				300,000					300,000
Land Acquisition				5,000					5,000
Site Work						100,000			100,000
Construction						985,000			985,000
Equipment/Furnishings									0
Other						190,000			190,000
EXPENDITURES									
TOTAL	0	0	0	305,000	0	1,275,000	0	0	1,580,000
SOURCES OF FUNDS									
Transfer from General Fund									0
Local Income Tax									0
Bonds				65,000		255,000			320,000
Federal Highway/Bridge				240,000		1,020,000			1,260,000
PROJECTED OPERATING IMPACTS	0	0	0	0	0	0			0

Bixlers Church Road over Big Pipe Creek

District Location: 1

Heidi K. Pepin, Management and Budget Project Coordinator (410) 386-2082

8383

Functional Classification: Local
 Average Daily Traffic: 625
 Bridge No.: CL 390



This project provides funding to replace the existing two cell culvert, located east of Union Mills, with a new structure.

This project qualifies for Federal aid, which covers 80 percent of the engineering, inspection and construction costs.

	FY 18	FY 19	FY 20	FY 21	FY 22	FY 23	Prior Allocation	Balance to Complete	Total Project Cost
Engineering/Design	112,000								112,000
Land Acquisition							8,000		8,000
Site Work							49,000		49,000
Construction							431,000		431,000
Equipment/Furnishings							185,000		185,000
Other							48,000		48,000
EXPENDITURES									
TOTAL	112,000	0	0	0	0	0	721,000	0	833,000
SOURCES OF FUNDS									
Transfer from General Fund									0
Local Income Tax									0
Bonds	22,400						144,200		166,600
Federal Highway/Bridge	89,600						576,800		666,400
PROJECTED OPERATING IMPACTS	0	0	0	0	0	0			

Bridge Inspection and Inventory

Heidi K. Pepin, Management and Budget Project Coordinator (410) 386-2082

9684

This project provides ongoing funding for the inspection of twenty-one minor structures that do not qualify for Federal funds. Seventeen small structures are inspected on the same biennial inspection cycle as the 133 major County-maintained structures and four bridges are inspected annually. The project includes field inspections of all twenty-one structures as well as completion and submission of inspection reports to the County.

	FY 18	FY 19	FY 20	FY 21	FY 22	FY 23	Prior Allocation	Balance to Complete	Total Project Cost
Engineering/Design	37,000	39,000	41,000	43,000	45,000	47,000			252,000
Land Acquisition									0
Site Work									0
Construction									0
Equipment/Furnishings									0
Other									0
EXPENDITURES									
TOTAL	37,000	39,000	41,000	43,000	45,000	47,000	0	0	252,000
SOURCES OF FUNDS									
Transfer from General Fund	37,000	39,000	41,000	43,000	45,000	47,000			252,000
Local Income Tax									0
Property Tax									0
Bonds									0
PROJECTED OPERATING IMPACTS	0	0	0	0	0	0			

Bridge Maintenance and Structural Repairs

Heidi K. Pepin, Management and Budget Project Coordinator (410) 386-2082

9882

This project provides ongoing funding for preventive maintenance and small repairs to County-maintained bridges including deck joint replacements, structural steel repairs, concrete patching, sediment removal, stream channel stabilization, traffic barrier replacement, and approach roadway repairs. Several projects have been identified for the work types below. Additional evaluation will be completed prior to developing contract documents.

Listed below are potential sites for a replacement bridge seal project.

- | | |
|--|--|
| CL208 Baptist over Alloway Creek | CL211 Bowers over Alloway Creek |
| CL234 Hapes Mill over Big Pipe Creek | CL262 Mayberry over Bear Branch |
| CL266 Flickinger over Big Pipe Creek | CL271 Arters Mill over Big Pipe Creek |
| CL272 Halter over Big Pipe Creek | CL310 Woodbine over S. Branch Patapsco River |
| CL311 Morgan over S. Branch Patapsco River | CL353 Patapsco over W. Branch Patapsco River |
| CL364 Adams Mill over Little Pipe Creek | |

Listed below are potential sites for a concrete patching project.

- | | |
|--|--|
| CL217 Stone over Silver Run | CL310 Woodbine over S. Branch Patapsco River |
| CL311 Morgan over S. Branch Patapsco River | CL332 Marriottsville over S. Branch Patapsco River |
| CL353 Patapsco over W. Branch Patapsco River | CL373 Coon Club over E. Branch Patapsco River |

	FY 18	FY 19	FY 20	FY 21	FY 22	FY 23	Prior Allocation	Balance to Complete	Total Project Cost
Engineering/Design									0
Land Acquisition									0
Site Work									0
Construction	55,900	58,700	61,600	64,700	68,000	71,000			379,900
Equipment/Furnishings									0
Other									0

EXPENDITURES

TOTAL	55,900	58,700	61,600	64,700	68,000	71,000	0	0	379,900
--------------	---------------	---------------	---------------	---------------	---------------	---------------	----------	----------	----------------

SOURCES OF FUNDS

Transfer from General Fund	55,900	58,700	61,600	64,700	68,000	71,000			379,900
Local Income Tax									0
Property Tax									0
Bonds									0

PROJECTED OPERATING IMPACTS	0	0	0	0	0	0			0
------------------------------------	---	---	---	---	---	---	--	--	---

Cleaning and Painting of Existing Bridge Structural Steel

Heidi K. Pepin, Management and Budget Project Coordinator (410) 386-2082

9686

This project provides ongoing funding for cleaning and painting of existing structural steel. Cleaning and painting slows deterioration and extends the useful life of steel structures. Funding is accumulated over several years to allow for completion of a larger project.

Listed below are potential sites for the next project, with design anticipated to begin in FY 18.

- CL 207 Baptist Road over Alloway Creek
- CL 208 Baptist Road over Alloway Creek
- CL 211 Bowers Road over Alloway Creek
- CL 262 Mayberry Road over Bear Branch
- CL 272 Halter Road over Big Pipe Creek
- CL 364 Adams Mill Road over Little Pipe Creek
- CL 402 York Road No. 1 over S. Branch Gunpowder Falls

This project qualifies for Federal aid, which covers 80 percent of the engineering, inspection and construction costs.

	FY 18	FY 19	FY 20	FY 21	FY 22	FY 23	Prior Allocation	Balance to Complete	Total Project Cost
Engineering/Design	18,700	19,700	20,700	21,800	22,900	24,100			127,900
Land Acquisition									0
Site Work									0
Construction	200,000	210,000	220,600	231,600	243,100	255,100			1,360,400
Equipment/Furnishings									0
Other									0
EXPENDITURES									
TOTAL	218,700	229,700	241,300	253,400	266,000	279,200	0	0	1,488,300

SOURCES OF FUNDS									
Transfer from General Fund	58,700	61,700	64,800	68,100	71,500	75,100			399,900
Local Income Tax									0
Property Tax									0
Federal Highway/Bridge	160,000	168,000	176,500	185,300	194,500	204,100			1,088,400

PROJECTED OPERATING IMPACTS									
	0	0	0	0	0	0			0

Gaither Road over South Branch Patapsco River

District Location: border of 4 and 5

Heidi K. Pepin, Management and Budget Project Coordinator (410) 386-2082

Proj #

Functional Classification: Minor Collector
 Average Daily Traffic: 1,190
 Bridge Number: CL 313



This project provides funding to replace the existing steel truss bridge, located in southern Carroll County on the Howard County border, with a new structure. The type of structure will be determined based on an alternatives analysis.

This project qualifies for Federal aid, which covers 80 percent of the engineering, inspection and construction costs.

	FY 18	FY 19	FY 20	FY 21	FY 22	FY 23	Prior Allocation	Balance to Complete	Total Project Cost
Engineering/Design	270,000								270,000
Land Acquisition	5,000								5,000
Site Work				155,000					155,000
Construction				1,530,000					1,530,000
Equipment/Furnishings									0
Other				250,000					250,000
EXPENDITURES									
TOTAL	275,000	0	0	1,935,000	0	0	0	0	2,210,000
SOURCES OF FUNDS									
Transfer from General Fund									0
Local Income Tax									0
Bonds	59,000			511,000					570,000
Federal Highway/Bridge	216,000			1,424,000					1,640,000
PROJECTED OPERATING IMPACTS	0	0	0	0	0	0			

Hawks Hill Road over Little Pipe Creek Tributary

District Location: 4

Heidi K. Pepin, Management and Budget Project Coordinator (410) 386-2082

Proj #

Functional Classification: Rural Local
 Average Daily Traffic: 253
 Bridge Number: CL 242



This project provides planned funding to replace the existing small bridge, located in western Carroll County near the Town of New Windsor. The existing structure is constructed of concrete encased steel beams on stone masonry abutments. The type of structure will be determined based on an alternatives analysis. The structure width and waterway opening will be evaluated as part of the analysis.

This project does not qualify for Federal aid.

	FY 18	FY 19	FY 20	FY 21	FY 22	FY 23	Prior Allocation	Balance to Complete	Total Project Cost
Engineering/Design					250,000				250,000
Land Acquisition					5,000				5,000
Site Work									0
Construction								471,800	471,800
Equipment/Furnishings									0
Other									0
EXPENDITURES									
TOTAL	0	0	0	0	255,000	0	0	471,800	726,800
SOURCES OF FUNDS									
Transfer from General Fund									0
Local Income Tax									0
Property Tax									0
Bonds					255,000			471,800	726,800
PROJECTED OPERATING IMPACTS	0	0	0	0	0	0			

Hollingsworth Road over Unnamed Tributary

District Location: 2

Heidi K. Pepin, Management and Budget Project Coordinator (410) 386-2082

8628

Functional Classification: Rural Local
 Average Daily Traffic: 1,114
 Bridge Number: CL 348



This project provides planned funding to replace the existing bridge, located in eastern Carroll County near the Baltimore County line, west of Glen Falls Road. The existing structure is a steel beam bridge with a timber deck on stone abutments. The type of structure will be determined based on an alternatives analysis. The structure width and waterway opening will be evaluated as part of the analysis.

This project does not qualify for Federal aid.

	FY 18	FY 19	FY 20	FY 21	FY 22	FY 23	Prior Allocation	Balance to Complete	Total Project Cost
Engineering/Design							200,000		200,000
Land Acquisition		8,000							8,000
Site Work		50,000							50,000
Construction		473,000							473,000
Equipment/Furnishings									0
Other		56,000							56,000
EXPENDITURES									
TOTAL	0	587,000	0	0	0	0	200,000	0	787,000
SOURCES OF FUNDS									
Transfer from General Fund									0
Local Income Tax									0
Property Tax									0
Bonds		587,000					200,000		787,000
PROJECTED OPERATING IMPACTS	0	0	0	0	0	0			

Hughes Shop Road over Bear Branch

District Location: 3

Heidi K. Pepin, Management and Budget Project Coordinator (410) 386-2082

8332

Functional Classification: Local
 Average Daily Traffic: 176
 Bridge No.: CL 264



This project provides funding to replace the existing bridge, located near Pleasant Valley, with a new structure.

This project qualifies for Federal aid, which covers 80 percent of the engineering, inspection and construction costs.

	FY 18	FY 19	FY 20	FY 21	FY 22	FY 23	Prior Allocation	Balance to Complete	Total Project Cost
Engineering/Design	105,000						182,000		287,000
Land Acquisition									0
Site Work							103,000		103,000
Construction	165,000						1,029,000		1,194,000
Equipment/Furnishings							114,000		114,000
Other									0
EXPENDITURES									
TOTAL	270,000	0	0	0	0	0	1,428,000	0	1,698,000
SOURCES OF FUNDS									
Transfer from General Fund									0
Property Tax							36,400		36,400
Bonds	54,000						249,200		303,200
Federal Highway/Bridge	216,000						1,142,400		1,358,400
PROJECTED OPERATING IMPACTS	0	0	0	0	0	0			

McKinstry's Mill Road over Sam's Creek

District Location: 4

Heidi K. Pepin, Management and Budget Project Coordinator (410) 386-2082

8323

Functional Classification: Local
 Average Daily Traffic: 109
 Bridge No.: CL 243



This project provides funding to replace the existing bridge, located west of New Windsor on the Carroll/Frederick County line, with a new structure.

This project qualifies for Federal aid, which covers 80 percent of the engineering, inspection and construction costs.

	FY 18	FY 19	FY 20	FY 21	FY 22	FY 23	Prior Allocation	Balance to Complete	Total Project Cost
Engineering/Design	105,000								105,000
Land Acquisition							7,000		7,000
Site Work							63,000		63,000
Construction	102,000						632,000		734,000
Equipment/Furnishings							175,000		175,000
Other							70,000		70,000
EXPENDITURES									
TOTAL	207,000	0	0	0	0	0	947,000	0	1,154,000
SOURCES OF FUNDS									
Transfer from General Fund									0
Local Income Tax									0
Bonds	41,400						189,400		230,800
Federal Highway/Bridge	165,600						757,600		923,200
PROJECTED OPERATING IMPACTS	0	0	0	0	0	0			

Stone Chapel Road over Little Pipe Creek

District Location: 3

Heidi K. Pepin, Management and Budget Project Coordinator (410) 386-2082

8588

Functional Classification: Minor Collector
 Average Daily Traffic: 3,950
 Bridge Number: CL 363



This project provides funding to rehabilitate the existing bridge, located outside of Westminster, near State Road MD 31. The scope of the rehabilitation will be determined during the preliminary engineering phase.

This project qualifies for Federal aid, which covers 80 percent of the engineering, inspection and construction costs.

	FY 18	FY 19	FY 20	FY 21	FY 22	FY 23	Prior Allocation	Balance to Complete	Total Project Cost
Engineering/Design	70,000						200,000		270,000
Land Acquisition							7,000		7,000
Site Work	35,000								35,000
Construction	350,000								350,000
Equipment/Furnishings									0
Other	260,000								260,000
EXPENDITURES									
TOTAL	715,000	0	0	0	0	0	207,000	0	922,000
SOURCES OF FUNDS									
Transfer from General Fund									0
Local Income Tax									0
Bonds	143,000						47,000		190,000
Federal Highway/Bridge	572,000						160,000		732,000
PROJECTED OPERATING IMPACTS	0	0	0	0	0	0			0

CULTURE
AND
RECREATION

Overview of Culture and Recreation CIP

The Culture and Recreation portion of the FY 18 – 23 CIP provides facilities for passive (natural park areas) and active (ballfields) recreational opportunities. The primary sources of funding for recreation projects are Impact Fees and Program Open Space (POS) funding. Impact Fees are charged to the developers of new homes in Carroll County to partially offset the cost of providing recreation facilities to serve those new homes. POS funding is provided as a portion of the State Real Estate Transfer Tax for the acquisition and development of park facilities. Culture and Recreation projects include Recreation and Parks and the Union Mills Homestead.

Funding is provided in the FY 18 – 23 CIP for the replacement of three tot lots: Freedom Park, Cape Horn Park and Deer Park. Lighting replacements and road overlay at the Sports Complex, a roof replacement at Bear Branch Nature Center, and a pedestrian bridge replacement at Bennett Cerf Park are all projects that maintain our infrastructure and are funded primarily through the use of Program Open Space dollars.

Other funded projects include a tot lot at Bark Hill Park, multipurpose fields at Deer Park Phase II, a trail in the Gillis Falls area, and a boat ramp at Double Pipe Creek Park.

Funding is provided in FY 18 for historical restoration of Union Mills Homestead buildings.

The FY 18 – 23 CIP continues to fund Self-Help projects. These projects are cooperative ventures between local community groups and the County, and enable the County's Recreation Councils to define and design projects to enhance park facilities countywide.

For additional information on Culture and Recreation projects, please refer to the individual project pages.

COMMUNITY INVESTMENT PLAN FOR FISCAL YEARS 2018 TO 2023

	2018	2019	2020	2021	2022	2023	Prior Allocation	Balance to Complete	Total Project Cost
CULTURE AND RECREATION:									
Bark Hill Park Improvements	\$250,000	\$0	\$0	\$0	\$0	\$0	\$0	\$0	\$250,000
Bear Branch Nature Center Roof Replacement	0	0	271,000	0	0	0	0	0	271,000
Bennett Cerf Bridge Replacement	0	0	0	217,000	0	0	0	0	217,000
Community Self-Help Projects	76,000	78,000	80,000	82,000	84,000	86,000	0	0	486,000
Deer Park Phase II	1,054,000	250,000	0	0	0	0	400,000	0	1,704,000
Double Pipe Creek Boat Ramp	0	32,000	150,000	0	0	0	0	0	182,000
Gillis Falls Trail I	0	0	0	0	0	497,000	0	0	497,000
Krimgold Park Phase II	0	0	0	0	310,000	0	0	0	310,000
Parkland Acquisition	0	200,000	0	0	0	0	0	0	200,000
Park Restoration	163,400	167,200	171,200	175,300	179,500	185,400	0	0	1,042,000
Recreation and Parks Unallocated	30,000	0	0	0	0	0	0	0	30,000
Sports Complex Lighting	0	0	270,000	408,000	502,000	0	0	0	1,180,000
Sports Complex Overlay	244,000	0	0	0	0	0	0	0	244,000
Tot Lot Replacement	70,000	72,500	75,000	77,500	80,000	83,000	0	0	458,000
Town Fund	9,030	13,670	14,200	14,700	14,700	14,700	0	0	81,000
Union Mills Building Renovations	150,000	0	0	0	0	0	0	0	150,000
Westminster Veterans Memorial Park Phase I	0	250,000	0	0	0	0	3,357,596	0	3,607,596
CULTURE AND RECREATION TOTAL	\$2,046,430	\$1,063,370	\$1,031,400	\$974,500	\$1,170,200	\$866,100	\$3,757,596	\$0	\$10,909,596
SOURCES OF FUNDING:									
Transfer from General Fund	\$279,830	\$266,120	\$300,000	\$342,250	\$286,200	\$294,400	\$100	\$0	\$1,768,900
Bonds	150,000	0	0	0	0	0	80,168	0	230,168
Reallocated GF Transfer	30,000	0	0	0	0	0	0	0	30,000
Impact Fee - Parks	150,000	140,000	155,000	0	285,000	150,000	755,000	0	1,635,000
Reallocated Program Open Space	854,000	0	0	0	0	0	200,000	0	1,054,000
Program Open Space	382,600	657,250	576,400	632,250	599,000	421,700	2,722,328	0	5,991,528
CULTURE AND RECREATION TOTAL	\$2,046,430	\$1,063,370	\$1,031,400	\$974,500	\$1,170,200	\$866,100	\$3,757,596	\$0	\$10,909,596

Bark Hill Park Improvements

District Location: 1

Judy Flickinger, Budget Analyst (410) 386-2082

Proj #

This project provides funding for design and construction of amenities at Bark Hill Park, located on Peace N Plenty Drive in Union Bridge. Project includes a playground, a 20' x 30' pavilion, picnic tables, an ADA compliant walkway, expansion of the existing parking lot and landscaping.

Project is contingent on receiving State funding.

	FY 18	FY 19	FY 20	FY 21	FY 22	FY 23	Prior Allocation	Balance to Complete	Total Project Cost
Engineering/Design	15,000								15,000
Land Acquisition									0
Site Work									0
Construction	235,000								235,000
Equipment/Furnishings									0
Other									0
EXPENDITURES									
TOTAL	250,000	0	0	0	0	0	0	0	250,000
SOURCES OF FUNDS									
Transfer from General Fund	0		0						0
Impact Fee - Parks	150,000								150,000
Program Open Space	100,000		0						100,000
POS - Park Development									0
PROJECTED OPERATING IMPACTS	0	0	0	0	0	0			

Bear Branch Nature Center Roof Replacement

District Location: 1

Judy Flickinger, Budget Analyst (410) 386-2082

Proj #

This project provides planned funding to replace the Bear Branch Nature Center roof. Bear Branch is located within the Hashawha Environmental Center on John Owings Road, north of Westminster. Project includes replacing the existing shingle roof, installed in 1993, with a standing seam roof expected to last 50 years.

Project is contingent on receiving State funding.

	FY 18	FY 19	FY 20	FY 21	FY 22	FY 23	Prior Allocation	Balance to Complete	Total Project Cost
Engineering/Design			15,000						15,000
Land Acquisition									0
Site Work									0
Construction			243,000						243,000
Equipment/Furnishings									0
Other			13,000						13,000
EXPENDITURES									
	0	0	271,000	0	0	0	0	0	271,000
SOURCES OF FUNDS									
Transfer from General Fund			27,100						27,100
Impact Fee - Parks									0
Program Open Space			243,900						243,900
POS - Park Development									0
PROJECTED OPERATING IMPACTS	0	0	0	0	0	0			0

Bennett Cerf Bridge Replacement

District Location: 3

Judy Flickinger, Budget Analyst (410) 386-2082

Proj #

This project provides planned funding for the design and replacement of a pedestrian bridge located at Bennett Cerf Park in Westminster.

Project is contingent on receiving State funding.

	FY 18	FY 19	FY 20	FY 21	FY 22	FY 23	Prior Allocation	Balance to Complete	Total Project Cost
Engineering/Design				24,000					24,000
Land Acquisition									0
Site Work									0
Construction				183,000					183,000
Equipment/Furnishings									0
Other				10,000					10,000
EXPENDITURES									
TOTAL	0	0	0	217,000	0	0	0	0	217,000
SOURCES OF FUNDS									
Transfer from General Fund				21,700					21,700
Impact Fee - Parks									0
Program Open Space				195,300					195,300
POS - Park Development									0
PROJECTED OPERATING IMPACTS	0	0	0	0	0	0			

Community Self-Help Projects

Judy Flickinger, Budget Analyst (410) 386-2082

9735

This project provides ongoing funding for the Self-Help program developed by the Board of County Commissioners in an effort to create community interest and involvement in recreational facilities throughout Carroll County. It has enabled communities to help themselves with recreational programs they define and design. Typical projects include ballfield renovations, pavilions, storage sheds and improvements to existing facilities. Individual projects may not exceed \$20,000 and can receive up to 75% funding from Community Self-Help, up to 85% if it includes volunteer labor. The remaining cost of the project is provided by the community.

	FY 18	FY 19	FY 20	FY 21	FY 22	FY 23	Prior Allocation	Balance to Complete	Total Project Cost
Engineering/Design									0
Land Acquisition									0
Site Work									0
Construction	76,000	78,000	80,000	82,000	84,000	86,000			486,000
Equipment/Furnishings									0
Other									0
EXPENDITURES									
TOTAL	76,000	78,000	80,000	82,000	84,000	86,000	0	0	486,000
SOURCES OF FUNDS									
Transfer from General Fund	76,000	78,000	80,000	82,000	84,000	86,000			486,000
Impact Fee - Parks									0
Program Open Space									0
POS - Park Development									0
PROJECTED OPERATING IMPACTS	0	0	0	0	0	0			0

Deer Park Phase II

District Location: 2

Judy Flickinger, Budget Analyst (410) 386-2082

8701

This project provides funding for the design, engineering, and construction of a 18.84-acre parcel adjacent to Deer Park. Project includes an access road, parking lot, two multipurpose fields and a walking trail. As plans develop, funding for this project may change accordingly.

Project is contingent on receiving State funding.

Projected operating impacts include mowing, trash removal and general maintenance.

	FY 18	FY 19	FY 20	FY 21	FY 22	FY 23	Prior Allocation	Balance to Complete	Total Project Cost
Engineering/Design							200,000		200,000
Land Acquisition							200,000		200,000
Site Work									0
Construction	1,054,000	250,000							1,304,000
Equipment/Furnishings									0
Other									0
EXPENDITURES									
TOTAL	1,054,000	250,000	0	0	0	0	400,000	0	1,704,000
SOURCES OF FUNDS									
Transfer from General Fund									0
Impact Fee - Parks		70,000					200,000		270,000
Reallocated Impact Fee - Parks	200,000								200,000
Reallocated POS - Development	854,000						200,000		1,054,000
Program Open Space		180,000							180,000
PROJECTED OPERATING IMPACTS	0	22,000	22,500	23,000	23,500	24,000			

Double Pipe Creek Boat Ramp

District Location: 1

Judy Flickinger, Budget Analyst (410) 386-2082

Proj #

This project provides planned funding to create an accessible entrance into the Double Pipe Creek waterway. Project includes a poured concrete sidewalk, staircase and ramp. Double Pipe Creek Park is located on Keysville Road between Detour and the Frederick County line, has a pavilion, playground and basketball court, and is part of a ten-mile water trail.

Project is contingent on receiving State funding.

	FY 18	FY 19	FY 20	FY 21	FY 22	FY 23	Prior Allocation	Balance to Complete	Total Project Cost
Engineering/Design		32,000							32,000
Land Acquisition									0
Site Work									0
Construction			141,000						141,000
Equipment/Furnishings									0
Other			9,000						9,000
EXPENDITURES									
TOTAL	0	32,000	150,000	0	0	0	0	0	182,000
SOURCES OF FUNDS									
Transfer from General Fund									0
Impact Fee - Parks			30,000						30,000
Program Open Space		32,000	120,000						152,000
POS - Park Development									0
PROJECTED OPERATING IMPACTS	0	0	0	0	0	0			

Gillis Falls Trail I

District Location: 4

Judy Flickinger, Budget Analyst (410) 386-2082

Proj #

This project provides planned funding to establish a 5,700 foot compacted stone pedestrian trail connecting Salt Box Park to Flag Marsh Road near the Equestrian Center, located northeast of Mt. Airy. This section of trail will require a boardwalk in several areas and the installation of a pre-engineered bridge to cross the existing stream and to traverse the marshy areas.

Project is contingent on receiving State funding.

Projected operating impacts, beginning in FY 24, will include park maintenance.

	FY 18	FY 19	FY 20	FY 21	FY 22	FY 23	Prior Allocation	Balance to Complete	Total Project Cost
Engineering/Design						50,000			50,000
Land Acquisition									0
Site Work									0
Construction						422,000			422,000
Equipment/Furnishings						25,000			25,000
Other									0
EXPENDITURES									
TOTAL	0	0	0	0	0	497,000	0	0	497,000
SOURCES OF FUNDS									
Transfer from General Fund									0
Local Income Tax									0
Impact Fee - Parks						150,000			150,000
Program Open Space						347,000			347,000
PROJECTED OPERATING IMPACTS	0	0	0	0	0	0			

Krimgold Park Phase II

District Location: 4

Judy Flickinger, Budget Analyst (410) 386-2082

Proj #

This project provides planned funding for sections of roadway, parking and trail paving that were included in the original scope of Krimgold Park but could not be accomplished due to funding constraints. Krimgold Park is located on Woodbine Road in Sykesville, MD. This project includes 25,000 square feet of park roads, 150 parking spaces and 0.8 miles of trails.

	FY 18	FY 19	FY 20	FY 21	FY 22	FY 23	Prior Allocation	Balance to Complete	Total Project Cost
Engineering/Design					11,000				11,000
Land Acquisition									0
Site Work					284,000				284,000
Construction									0
Equipment/Furnishings									0
Other					15,000				15,000
EXPENDITURES									
TOTAL	0	0	0	0	310,000	0	0	0	310,000
SOURCES OF FUNDS									
Transfer from General Fund									0
Impact Fee - Parks					125,000				125,000
Program Open Space					185,000				185,000
POS - Land Acquisition									0
PROJECTED OPERATING IMPACTS	0	0	0	0	0	0			

Parkland Acquisition

Judy Flickinger, Budget Analyst (410) 386-2082

8233

This project provides planned funding for parkland acquisition. Program Open Space (POS) requires 25 percent of the County's annual allocation of POS funding be used for this purpose and does not require matching funds from the County. Planned acquisition includes four miles of inactive rail corridor from Taneytown to Pennsylvania.

	FY 18	FY 19	FY 20	FY 21	FY 22	FY 23	Prior Allocation	Balance to Complete	Total Project Cost
Engineering/Design									0
Land Acquisition		200,000							200,000
Site Work									0
Construction									0
Equipment/Furnishings									0
Other									0
EXPENDITURES									
TOTAL	0	200,000	0	0	0	0	0	0	200,000
SOURCES OF FUNDS									
Transfer from General Fund									0
Impact Fee - Parks									0
Program Open Space		200,000							200,000
POS - Park Development									0
PROJECTED OPERATING IMPACTS	0	0	0	0	0	0			

Park Restoration

Judy Flickinger, Budget Analyst (410) 386-2082

8232

This project provides ongoing funding for the maintenance and renovation of County park sites due to age and deterioration. Typical projects include general building repairs, asphalt trail overlays, fence replacements, etc. Below is a partial listing of planned projects in priority order, however, planned funding is not adequate to complete all projects.

- Cape Horn Park Walking Trail Overlay
- Landon C. Burns Park Fencing
- Mayeski Park Fencing
- Landon C. Burns Park Concession Roof
- Deer Park Walking Trail Overlay
- Freedom Park Walking Trail Overlay
- Cherrytown Road Park Fencing
- Sandymount Park Pavilion Replacement
- Freedom Park Fencing
- Deer Park Storage/Concession Roof
- Bear Branch Storage Building Roof

	FY 18	FY 19	FY 20	FY 21	FY 22	FY 23	Prior Allocation	Balance to Complete	Total Project Cost
Engineering/Design									0
Land Acquisition									0
Site Work	163,400	167,200	171,200	175,300	179,500	185,400			1,042,000
Construction									0
Equipment/Furnishings									0
Other									0

EXPENDITURES

TOTAL	163,400	167,200	171,200	175,300	179,500	185,400	0	0	1,042,000
--------------	----------------	----------------	----------------	----------------	----------------	----------------	----------	----------	------------------

SOURCES OF FUNDS

Transfer from General Fund	163,400	167,200	171,200	175,300	179,500	185,400			1,042,000
Impact Fee - Parks									0
Program Open Space									0
POS - Park Development									0

PROJECTED OPERATING IMPACTS	0	0	0	0	0	0			
------------------------------------	---	---	---	---	---	---	--	--	--

Recreation and Parks Unallocated

Judy Flickinger, Budget Analyst (410) 386-2082

9139

This project provides funding in the event a capital projects needs funds to cover costs over budget, unanticipated expenses or emergencies. The unallocated project is similar in nature to the Reserve for Contingency in the General Fund. Any transfers from the project must be approved by the Board of County Commissioners through a Capital Budget Resolution.

	FY 18	FY 19	FY 20	FY 21	FY 22	FY 23	Prior Allocation	Balance to Complete	Total Project Cost
Engineering/Design									0
Land Acquisition									0
Site Work									0
Construction									0
Equipment/Furnishings									0
Other	30,000								30,000
EXPENDITURES									
	30,000	0	0	0	0	0	0	0	30,000
SOURCES OF FUNDS									
Transfer from General Fund									0
Reallocated GF Transfer	30,000								30,000
Impact Fee - Parks									0
Program Open Space									0
PROJECTED OPERATING IMPACTS	0	0	0	0	0	0			0

Sports Complex Lighting

District Location: 1 and 3

Judy Flickinger, Budget Analyst (410) 386-2082

Proj #

This project provides planned funding to upgrade the existing lights and add lighting fixtures to the fields at the Carroll County Sports Complex, located on Route 97 north of Westminster. Project includes replacement lights on softball/baseball fields #1, #2 and #3, new lights on soccer field #1, and new lights on softball/baseball fields # 4 and #5.

Project is contingent on receiving State funding.

Operating impacts include increased electricity usage for the installation of new lighting fixtures, slightly offset by reduced electricity consumption with lighting fixture replacements.

	FY 18	FY 19	FY 20	FY 21	FY 22	FY 23	Prior Allocation	Balance to Complete	Total Project Cost
Engineering/Design			27,000	28,000	29,000				84,000
Land Acquisition									0
Site Work									0
Construction			230,000	360,000	450,000				1,040,000
Equipment/Furnishings									0
Other			13,000	20,000	23,000				56,000
EXPENDITURES									
TOTAL	0	0	270,000	408,000	502,000	0	0	0	1,180,000
SOURCES OF FUNDS									
Transfer from General Fund				40,800					40,800
Impact Fee - Parks			125,000		160,000				285,000
Program Open Space			145,000	367,200	342,000				854,200
POS - Park Development									0
PROJECTED OPERATING IMPACTS	0	0	0	3,000	(375)	2,625			

Sports Complex Overlay

District Location: 1 and 3

Judy Flickinger, Budget Analyst (410) 386-2082

Proj #

This project provides funding to overlay the existing paved road and parking areas at the Carroll County Sports Complex, located on Route 97 north of Westminster. Since the Complex opened in 1989, no resurfacing of existing road and parking areas has been done. Demand for programs and activities for this facility remains high.

Project is contingent on receiving State funding.

	FY 18	FY 19	FY 20	FY 21	FY 22	FY 23	Prior Allocation	Balance to Complete	Total Project Cost
Engineering/Design									0
Land Acquisition									0
Site Work									0
Construction	244,000								244,000
Equipment/Furnishings									0
Other									0
EXPENDITURES									
TOTAL	244,000	0	0	0	0	0	0	0	244,000
SOURCES OF FUNDS									
Transfer from General Fund	24,400								24,400
Reallocated GF Transfer									0
Impact Fee - Parks									0
Program Open Space	219,600								219,600
PROJECTED OPERATING IMPACTS	0	0	0	0	0	0			0

Tot Lot Replacement

Judy Flickinger, Budget Analyst (410) 386-2082

9925

This project provides ongoing funding to replace tot lots. The cost includes installation of the tot lot structure, border, and safety surfacing.

The following tot lot structures are scheduled for replacement in the FY 18 - 23 Community Investment Plan:

Freedom Park - FY 18

Cape Horn - FY 20

Deer Park - FY 22

Project is contingent on receiving State funding.

	FY 18	FY 19	FY 20	FY 21	FY 22	FY 23	Prior Allocation	Balance to Complete	Total Project Cost
Engineering/Design									0
Land Acquisition									0
Site Work									0
Construction	70,000	72,500	75,000	77,500	80,000	83,000			458,000
Equipment/Furnishings									0
Other									0
EXPENDITURES									
TOTAL	70,000	72,500	75,000	77,500	80,000	83,000	0	0	458,000
SOURCES OF FUNDS									
Transfer from General Fund	7,000	7,250	7,500	7,750	8,000	8,300			45,800
Impact Fee - Parks									0
Program Open Space	63,000	65,250	67,500	69,750	72,000	74,700			412,200
POS - Park Development									0
PROJECTED OPERATING IMPACTS	0	0	0	0	0	0			

Town Fund

Judy Flickinger, Budget Analyst (410) 386-2082

9736

This project provides ongoing funding to the eight towns within the County for five percent of their Program Open Space (POS) projects. Every year since the early 1970s, the State has made Program Open Space funds available to the towns for development of municipal parks. Up to 90 percent of the cost of the municipal projects may be reimbursed through POS funding. The County contribution shown below is to cover five percent of the total cost of the projects to the approved municipalities. The remaining five percent, as well as any cost overruns, are the responsibility of the towns.

	FY 18	FY 19	FY 20	FY 21	FY 22	FY 23	Prior Allocation	Balance to Complete	Total Project Cost
Engineering/Design									0
Land Acquisition									0
Site Work									0
Construction	9,030	13,670	14,200	14,700	14,700	14,700			81,000
Equipment/Furnishings									0
Other									0
EXPENDITURES									
TOTAL	9,030	13,670	14,200	14,700	14,700	14,700	0	0	81,000
SOURCES OF FUNDS									
Transfer from General Fund	9,030	13,670	14,200	14,700	14,700	14,700			81,000
Impact Fee - Parks									0
Program Open Space									0
POS - Park Development									0
PROJECTED OPERATING IMPACTS	0	0	0	0	0	0			

Union Mills Building Renovations

District Location: 1

Judy Flickinger, Budget Analyst (410) 386-2082

Proj #

This project provides funding for building renovations at Union Mills Homestead based on a historic structures report completed in 2015. The report evaluated the condition of, and detailed renovations for, all buildings located at the Homestead. Planned renovations and improvements include:

- Bark Shed Roof Replacement and Renovations
- Tannery Roof Replacement
- Grist Mill Renovations
- Miller's House Renovations

This funding, along with funding provided in FY 17 for the Main House, will complete the renovations identified in the historic structures report.

	FY 18	FY 19	FY 20	FY 21	FY 22	FY 23	Prior Allocation	Balance to Complete	Total Project Cost
Engineering/Design									0
Land Acquisition									0
Site Work	150,000								150,000
Construction									0
Equipment/Furnishings									0
Other									0
EXPENDITURES									
TOTAL	150,000	0	0	0	0	0	0	0	150,000
SOURCES OF FUNDS									
Transfer from General Fund									0
Bonds	150,000								150,000
Impact Fee - Parks									0
Program Open Space									0
PROJECTED OPERATING IMPACTS	0	0	0	0	0	0			

Westminster Veterans Memorial Park Phase I

District Location: 3

Judy Flickinger, Budget Analyst (410) 386-2082

8175

This project provides funding for the design, engineering, and construction of a 32-acre parcel in the Westminster area into a new passive park to include a playground, pavilion, one-mile walking trail, and parking areas.

Project is contingent on receiving State funding.

Projected operating impacts include mowing, trash removal and general maintenance.

	FY 18	FY 19	FY 20	FY 21	FY 22	FY 23	Prior Allocation	Balance to Complete	Total Project Cost
Engineering/Design							200,000		200,000
Land Acquisition							1,207,596		1,207,596
Site Work									0
Construction							1,950,000		1,950,000
Equipment/Furnishings		250,000							250,000
Other									0
EXPENDITURES									
TOTAL	0	250,000	0	0	0	0	3,357,596	0	3,607,596
SOURCES OF FUNDS									
Transfer from General Fund							100		100
Impact Fee - Parks		70,000					555,000		625,000
Program Open Space		180,000					2,722,328		2,902,328
POS - Park Development									0
PROJECTED OPERATING IMPACTS	0	22,775	23,620	24,500	25,400	26,400			

GENERAL GOVERNMENT

Overview of General Government CIP

The General Government portion of the Community Investment Plan (CIP) addresses capital projects that do not specifically fit in one of the other five categories: Culture and Recreation, Public Works, Board of Education, Conservation and Open Space, and Enterprise Funds. General Government projects are typically related to Public Safety 911, Carroll Community College, Carroll County Public Library, Sheriff's Office, State's Attorney, Technology Services, Senior Centers, and other County facilities.

Included in the FY 18 – 23 CIP is funding for technology improvements for County Government and Carroll County Public Library, and systemic improvements, replacements, and renovations for County facilities, including roofs, HVAC components, and parking lots. In FY 19, a project is included for systemic renovations at Carroll Community College, including fire alarm upgrades, boiler and chiller replacements, building envelope restoration, and a replacement roof.

Additional phases to the Public Safety Training Center are in FY 18 – 21, and include parking lots, a multi-story burn building, outdoor classroom, and training props.

Funding is included in FY 18 to restore all Farm Museum buildings.

Funding is included in FY 18 to prepare the eight Circuit Courtrooms for the implementation of the State required Maryland Electronic Courts system (MDEC). Equipment will be provided by the State and the County is responsible for changes to the courtrooms to accommodate the equipment.

For additional information on General Government projects, please refer to the individual project pages.

COMMUNITY INVESTMENT PLAN FOR FISCAL YEARS 2018 TO 2023

	Fiscal Year						Prior Allocation	Balance to Complete	Total Project Cost
	2018	2019	2020	2021	2022	2023			
GENERAL GOVERNMENT:									
Carroll Community College Systemic Renovations	\$0	\$5,284,000	\$0	\$0	\$0	\$0	\$150,000	\$0	\$5,434,000
County Building Access System Replacements/Additions	170,000	170,000	170,000	0	0	0	0	0	510,000
County Building Systemic Renovations	425,000	0	750,000	775,000	800,000	825,000	0	0	3,575,000
County Technology	730,000	1,000,000	1,130,000	788,000	812,000	837,000	0	0	5,297,000
Courthouse Facility Improvements for MDEC	300,000	0	0	0	0	0	0	0	300,000
Emergency Communications Equipment	0	0	0	800,000	824,000	849,000	0	0	2,473,000
Emergency Services Pagers	280,000	0	0	0	0	0	0	0	280,000
Farm Museum Building Restorations	1,450,000	0	0	0	0	0	0	0	1,450,000
Fleet Lift Replacements	179,000	0	0	0	212,000	0	0	0	391,000
Infrastructure Studies	30,000	30,000	30,000	30,000	30,000	30,000	0	0	180,000
Library Technology	100,000	100,000	100,000	100,000	100,000	100,000	0	0	600,000
Parking Lot Overlays	110,000	116,000	122,000	128,000	134,000	141,000	0	0	751,000
Public Safety Training Center	1,614,390	2,968,800	855,330	440,610	0	0	167,000	0	6,046,130
GENERAL GOVERNMENT TOTAL	\$5,388,390	\$9,668,800	\$3,157,330	\$3,061,610	\$2,912,000	\$2,782,000	\$317,000	\$0	\$27,287,130
SOURCES OF FUNDING:									
Transfer from General Fund	\$1,090,000	\$1,416,000	\$1,552,000	\$1,846,000	\$1,900,000	\$1,957,000	\$0	\$0	\$9,761,000
Bonds	3,868,390	5,610,800	1,605,330	1,215,610	1,012,000	825,000	317,000	0	14,454,130
Reallocated GF Transfer	430,000	0	0	0	0	0	0	0	430,000
MD Higher Ed. Comm.	0	2,642,000	0	0	0	0	0	0	2,642,000
GENERAL GOVERNMENT TOTAL	\$5,388,390	\$9,668,800	\$3,157,330	\$3,061,610	\$2,912,000	\$2,782,000	\$317,000	\$0	\$27,287,130

Carroll Community College Systemic Renovations

District Location: 3

Heidi K. Pepin, Management and Budget Project Coordinator (410) 386-2082

8517

This project provides funding for systemic improvements and renovations to Carroll Community College facilities including heating, ventilation, and air conditioning systems. It is anticipated the State will provide 50% of the total funding for this project. Listed below are projects in priority order:

- Fire alarm upgrades
- Main "A" Building boiler replacements
- Chiller replacements
- Main "A" Building roof replacement
- Exterior building renovations

	FY 18	FY 19	FY 20	FY 21	FY 22	FY 23	Prior Allocation	Balance to Complete	Total Project Cost
Engineering/Design							150,000		150,000
Land Acquisition									0
Site Work									0
Construction		1,414,000							1,414,000
Equipment/Furnishings		3,098,000							3,098,000
Other		772,000							772,000
EXPENDITURES									

TOTAL	0	5,284,000	0	0	0	0	150,000	0	5,434,000
--------------	----------	------------------	----------	----------	----------	----------	----------------	----------	------------------

SOURCES OF FUNDS									
Transfer from General Fund									0
Local Income Tax									0
Bonds		2,642,000					150,000		2,792,000
MD Higher Ed. Comm.		2,642,000							2,642,000

PROJECTED OPERATING IMPACTS									
	0	0	0	0	0	0			0

County Building Access System Replacements/Additions

District Location: 3

Heidi K. Pepin, Management and Budget Project Coordinator (410) 386-2082

Proj #

This project provides funding to replace and/or install building access systems at multiple County facilities. Listed below are projects in priority order:

Replacements:

- County Office Building
- County Maintenance Facility
- Courthouse Annex

Additions:

- Historic Courthouse
- Robert Moton Center
- Citizen Services Complex
- Library Headquarters
- Westminster Library
- Communication Tower sites

Operating impacts include software maintenance agreements.

	FY 18	FY 19	FY 20	FY 21	FY 22	FY 23	Prior Allocation	Balance to Complete	Total Project Cost
Engineering/Design									0
Land Acquisition									0
Site Work									0
Construction									0
Equipment/Furnishings	170,000	170,000	170,000						510,000
Other									0
EXPENDITURES									

TOTAL	170,000	170,000	170,000	0	0	0	0	0	510,000
--------------	----------------	----------------	----------------	----------	----------	----------	----------	----------	----------------

SOURCES OF FUNDS									
Transfer from General Fund	70,000	170,000	170,000						410,000
Local Income Tax									0
Property Tax									0
Reallocated GF Transfer	100,000								100,000

PROJECTED OPERATING IMPACTS	FY 18	FY 19	FY 20	FY 21	FY 22	FY 23
	0	1,200	2,600	4,100	4,300	4,500

County Building Systemic Renovations

Heidi K. Pepin, Management and Budget Project Coordinator (410) 386-2082

9954

This project provides ongoing funding for systemic improvements and renovations to County facilities including roofing, heating, ventilation, and air conditioning systems. In FY 19, a separate project, Carroll Community College Systemic Renovations, is planned. Listed below are projects in priority order:

- Health Department Rooftop Units
- Detention Center Fan Cool Units
- County Office Building Roof
- Historic Courthouse HVAC System
- Mt. Airy Library HVAC System
- Maintenance Center Boiler
- Citizen Services HVAC System
- Maintenance Center Chiller
- Citizen Services (Distillery Building) AC unit
- North Carroll Library HVAC System
- Taneytown Senior Center HVAC System

	FY 18	FY 19	FY 20	FY 21	FY 22	FY 23	Prior Allocation	Balance to Complete	Total Project Cost
Engineering/Design									0
Land Acquisition									0
Site Work									0
Construction	425,000		750,000	775,000	800,000	825,000			3,575,000
Equipment/Furnishings									0
Other									0
EXPENDITURES									

TOTAL	425,000	0	750,000	775,000	800,000	825,000	0	0	3,575,000
--------------	----------------	----------	----------------	----------------	----------------	----------------	----------	----------	------------------

SOURCES OF FUNDS									
Transfer from General Fund									0
Local Income Tax									0
Property Tax									0
Bonds	425,000		750,000	775,000	800,000	825,000			3,575,000

PROJECTED OPERATING IMPACTS									
	0	0	0	0	0	0			0

County Technology

Chizuko M. Godwin, Management and Budget Analyst (410) 386-2082

9648

This project provides ongoing funding for systematic replacement of County information and communication systems including computers, servers, printers, and network infrastructure. The County replaces user equipment, peripherals and core IT infrastructure on a cyclical basis.

Included in the plan are the following:

- CORE Replacement
- Virtual Servers and Back-Up System Replacements
- Storage Area Network (SAN)
- Audio Video Suite for Circuit Court
- Court Smart for Circuit Court

Operating impacts include maintenance costs and software support.

	FY 18	FY 19	FY 20	FY 21	FY 22	FY 23	Prior Allocation	Balance to Complete	Total Project Cost
Engineering/Design									0
Land Acquisition									0
Site Work									0
Construction									0
Equipment/Furnishings	730,000	1,000,000	1,130,000	788,000	812,000	837,000			5,297,000
Other									0
EXPENDITURES									
TOTAL	730,000	1,000,000	1,130,000	788,000	812,000	837,000	0	0	5,297,000
SOURCES OF FUNDS									
Transfer from General Fund	730,000	1,000,000	1,130,000	788,000	812,000	837,000			5,297,000
Local Income Tax									0
Property Tax									0
Bonds									0
PROJECTED OPERATING IMPACTS	16,000	26,000	33,000	35,000	37,000	39,000			

Courthouse Facility Improvements for MDEC

District Location: 3

Sheree Lima, Management and Budget Project Coordinator (410) 386-2082

Proj #

This project provides funding to install infrastructure for the State mandated Maryland Electronic Courts System (MDEC). The State will fund all equipment, such as monitors, scanners, printers and cabling for the MDEC system. The County is responsible for electrical outlets and changes needed to accommodate the equipment. The MDEC project will create a single Judiciary-wide integrated case management system that will be used by all the courts in the State Court System. The cost of this project is still being evaluated.

	FY 18	FY 19	FY 20	FY 21	FY 22	FY 23	Prior Allocation	Balance to Complete	Total Project Cost
Engineering/Design	30,000								30,000
Land Acquisition									0
Site Work									0
Construction	247,000								247,000
Equipment/Furnishings									0
Other	23,000								23,000
EXPENDITURES									
TOTAL	300,000	0	0	0	0	0	0	0	300,000
SOURCES OF FUNDS									
Transfer from General Fund									0
Property Tax									0
Bonds	250,000								250,000
Reallocated GF Transfer	50,000								50,000
PROJECTED OPERATING IMPACTS	0	0	0	0	0	0			

Emergency Communications Equipment

Lynn Karr, Senior Budget Analyst (410) 386-2082

Proj #

Beginning in FY 21, this project provides ongoing funding for the systematic replacement of mobile and portable radios used by police, fire, ambulance and other government agencies.

	FY 18	FY 19	FY 20	FY 21	FY 22	FY 23	Prior Allocation	Balance to Complete	Total Project Cost
Engineering/Design									0
Land Acquisition									0
Site Work									0
Construction									0
Equipment/Furnishings				800,000	824,000	849,000			2,473,000
Other									0
EXPENDITURES									
TOTAL	0	0	0	800,000	824,000	849,000	0	0	2,473,000
SOURCES OF FUNDS									
Transfer from General Fund				800,000	824,000	849,000			2,473,000
Local Income Tax									0
Property Tax									0
Bonds									0
PROJECTED OPERATING IMPACTS	0	0	0	0	0	0			

Emergency Services Pagers

Lynn Karr, Senior Budget Analyst (410) 386-2082

Proj #

This project provides funding to replace existing tone-alert audio pagers being used by volunteer fire, rescue and emergency medical services responders, originally purchased in FY 04. The County-owned pagers currently in use are no longer supported by the manufacturer for parts or service, and new pagers add recording capability to assist responders. Funding will provide approximately 700 replacement pagers.

Operating impacts reflect pager repair costs.

	FY 18	FY 19	FY 20	FY 21	FY 22	FY 23	Prior Allocation	Balance to Complete	Total Project Cost
Engineering/Design									0
Land Acquisition									0
Site Work									0
Construction									0
Equipment/Furnishings	280,000								280,000
Other									0
EXPENDITURES									
TOTAL	280,000	0	0	0	0	0	0	0	280,000
SOURCES OF FUNDS									
Transfer from General Fund									0
Local Income Tax									0
Property Tax									0
Reallocated GF Transfer	280,000								280,000
PROJECTED OPERATING IMPACTS	(8,000)	(7,000)	(6,000)	(5,000)	(4,000)	(3,000)			

Farm Museum Building Restorations

District Location: 3

Lynn Karr, Senior Budget Analyst (410) 386-2082

Proj #

This project provides funding for building renovations at the Carroll County Farm Museum based on a structural assessment report completed in 2016. The report evaluated the condition of, and detailed renovations for, all buildings located at the Farm Museum. Planned renovations and improvements include the following buildings:

- Administration Building
- Alms Barn
- Blacksmith Shop
- Corn Crib Building
- Dottie Freeman Schoolhouse
- Farmhouse
- Grier Barn
- Living History Museum
- Reception Barn

	FY 18	FY 19	FY 20	FY 21	FY 22	FY 23	Prior Allocation	Balance to Complete	Total Project Cost
Engineering/Design	130,000								130,000
Land Acquisition									0
Site Work	65,000								65,000
Construction	1,255,000								1,255,000
Equipment/Furnishings									0
Other									0
EXPENDITURES									
TOTAL	1,450,000	0	0	0	0	0	0	0	1,450,000
SOURCES OF FUNDS									
Transfer from General Fund	50,000								50,000
Local Income Tax									0
Property Tax									0
Bonds	1,400,000								1,400,000
PROJECTED OPERATING IMPACTS	0	0	0	0	0	0			

Fleet Lift Replacements

District Location: 3

Heidi K. Pepin, Management and Budget Project Coordinator (410) 386-2082

9956

This project provides funding to continue the replacement of aging vehicle lifts at the Maintenance Center. There are nine lifts in total, five above ground and four below ground. This project will replace below-ground lifts originally installed over ten years ago. Additional lifts are scheduled for replacement outside of the six-year plan.

	FY 18	FY 19	FY 20	FY 21	FY 22	FY 23	Prior Allocation	Balance to Complete	Total Project Cost
Engineering/Design									0
Land Acquisition									0
Site Work									0
Construction									0
Equipment/Furnishings	179,000				212,000				391,000
Other									0
EXPENDITURES									
TOTAL	179,000	0	0	0	212,000	0	0	0	391,000
SOURCES OF FUNDS									
Transfer from General Fund									0
Local Income Tax									0
Property Tax									0
Bonds	179,000				212,000				391,000
PROJECTED OPERATING IMPACTS	0	0	0	0	0	0			

Infrastructure Studies

Sherree Lima, Management and Budget Project Coordinator (410) 386-2082

9701

This project provides ongoing funding to perform studies needed to develop County infrastructure projects. Studies may include feasibility, impact, conceptual design, traffic studies and cost estimates.

	FY 18	FY 19	FY 20	FY 21	FY 22	FY 23	Prior Allocation	Balance to Complete	Total Project Cost
Engineering/Design	30,000	30,000	30,000	30,000	30,000	30,000			180,000
Land Acquisition									0
Site Work									0
Construction									0
Equipment/Furnishings									0
Other									0
EXPENDITURES									
TOTAL	30,000	30,000	30,000	30,000	30,000	30,000	0	0	180,000
SOURCES OF FUNDS									
Transfer from General Fund	30,000	30,000	30,000	30,000	30,000	30,000			180,000
Local Income Tax									0
Property Tax									0
Bonds									0
PROJECTED OPERATING IMPACTS	0	0	0	0	0	0			

Library Technology

Evan Cook, Budget Analyst (410) 386-2082

9822

This project provides ongoing funding for the systematic replacement of computer equipment, network devices, and printers at Carroll County Public Library.

	FY 18	FY 19	FY 20	FY 21	FY 22	FY 23	Prior Allocation	Balance to Complete	Total Project Cost
Engineering/Design									0
Land Acquisition									0
Site Work									0
Construction									0
Equipment/Furnishings	100,000	100,000	100,000	100,000	100,000	100,000			600,000
Other									0
EXPENDITURES									
TOTAL	100,000	100,000	100,000	100,000	100,000	100,000	0	0	600,000
SOURCES OF FUNDS									
Transfer from General Fund	100,000	100,000	100,000	100,000	100,000	100,000			600,000
Local Income Tax									0
Property Tax									0
Bonds									0
PROJECTED OPERATING IMPACTS	0	0	0	0	0	0			

Parking Lot Overlays

Heidi K. Pepin, Management and Budget Project Coordinator (410) 386-2082

9921

This project provides ongoing funding to overlay parking lots at County facilities. Listed below are projects in priority order. However, planned funding is not adequate to complete all projects.

- Community College Learning Resource Center
- Taneytown Library
- North Street Lot
- Ascension Church adjacent lot
- County Office Building - Upper Section
- Union Mills Homestead
- Courthouse Annex
- Maintenance Center back lot, entrance road, and parking areas
- Bennett Cerf Park
- Landon C. Burns Park

	FY 18	FY 19	FY 20	FY 21	FY 22	FY 23	Prior Allocation	Balance to Complete	Total Project Cost
Engineering/Design									0
Land Acquisition									0
Site Work									0
Construction	110,000	116,000	122,000	128,000	134,000	141,000			751,000
Equipment/Furnishings									0
Other									0
EXPENDITURES									

TOTAL	110,000	116,000	122,000	128,000	134,000	141,000	0	0	751,000
--------------	----------------	----------------	----------------	----------------	----------------	----------------	----------	----------	----------------

SOURCES OF FUNDS									
Transfer from General Fund	110,000	116,000	122,000	128,000	134,000	141,000			751,000
Local Income Tax									0
Property Tax									0
Bonds									0

PROJECTED OPERATING IMPACTS									
	0	0	0	0	0	0			0

Public Safety Training Center

District Location: 3

Lynn Karr, Senior Budget Analyst (410) 386-2082

8166

This project provides funding for additional phases to the Public Safety Training Center.

The following projects are included:

- Lower level parking lot to provide 70 parking spaces
- Upper level parking lot to provide 56 parking spaces
- Class A burn building for Fire and Sheriff Services training
- Utility distribution lines for props and planned burn building
- Training props for realistic drills with hazardous materials and vehicle extrication
- Outdoor classroom for use during onsite training by fire and sheriff personnel

Operating impacts will include gas for props and electricity to light parking lots, and will be determined as the project develops.

	FY 18	FY 19	FY 20	FY 21	FY 22	FY 23	Prior Allocation	Balance to Complete	Total Project Cost
Engineering/Design	314,390						167,000		481,390
Land Acquisition									0
Site Work									0
Construction	1,300,000	2,968,800	855,330	440,610			0		5,564,740
Equipment/Furnishings							0		0
Other									0
EXPENDITURES									
TOTAL	1,614,390	2,968,800	855,330	440,610	0	0	167,000	0	6,046,130
SOURCES OF FUNDS									
Transfer from General Fund									0
Local Income Tax									0
Property Tax									0
Bonds	1,614,390	2,968,800	855,330	440,610			167,000		6,046,130
PROJECTED OPERATING IMPACTS	0	0	0	0	0	0			

ENTERPRISE FUNDS

Overview of Enterprise Funds CIP

Enterprise Funds are used to account for operations that are funded and operated in a manner similar to private businesses. Carroll County has six enterprise funds: Carroll County Regional Airport, Fiber Network, Firearms Facility, Solid Waste, Septage, and Utilities (Water and Sewer). There are no projects for the Firearms Facility or Septage Enterprise Funds.

Solid Waste

The Solid Waste Enterprise Fund includes the County's landfill and recycling programs. The CIP includes funding for an additional waste drop-off area. The new area will accommodate larger loads brought in by pickup trucks and trailers.

Utilities

The Bureau of Utilities operates the Freedom Sewer, Freedom Water, the Hampstead Sewer, and several other small water and sewer systems. Projects can generally be divided into those intended to improve the existing system, such as looping projects that improve flows and equalize pressure, and those intended to provide for increased demand. Included in the FY 18 – 23 CIP is \$3.0 million for a relief sewer project and \$1.3 million for four pump station rehabilitation or upgrade projects.

For additional information on these or other Enterprise Fund projects, please refer to the individual project pages.

COMMUNITY INVESTMENT PLAN FOR FISCAL YEARS 2018 TO 2023

	2018	2019	2020	2021	2022	2023	Prior Allocation	Balance to Complete	Total Project Cost
AIRPORT ENTERPRISE:									
Grounds and Maintenance Equipment	\$20,000	\$20,000	\$20,000	\$20,000	\$20,000	\$20,000	\$0	\$0	\$120,000
AIRPORT ENTERPRISE TOTAL	\$20,000	\$20,000	\$20,000	\$20,000	\$20,000	\$20,000	\$0	\$0	\$120,000
SOURCES OF FUNDING:									
Enterprise Fund - Airport	\$20,000	\$20,000	\$20,000	\$20,000	\$20,000	\$20,000	\$0	\$0	\$120,000
AIRPORT ENTERPRISE TOTAL	\$20,000	\$20,000	\$20,000	\$20,000	\$20,000	\$20,000	\$0	\$0	\$120,000

COMMUNITY INVESTMENT PLAN FOR FISCAL YEARS 2018 TO 2023

	2018	2019	2020	2021	2022	2023	Prior Allocation	Balance to Complete	Total Project Cost
FIBER NETWORK ENTERPRISE:									
Equipment Replacement	\$0	\$200,000	\$206,000	\$212,000	\$218,000	\$225,000	\$1,100,000	\$0	\$2,161,000
FIBER NETWORK ENTERPRISE TOTAL	\$0	\$200,000	\$206,000	\$212,000	\$218,000	\$225,000	\$1,100,000	\$0	\$2,161,000
SOURCES OF FUNDING:									
Enterprise Fund - Fiber	\$0	\$200,000	\$206,000	\$212,000	\$218,000	\$225,000	\$1,100,000	\$0	\$2,161,000
FIBER NETWORK ENTERPRISE TOTAL	\$0	\$200,000	\$206,000	\$212,000	\$218,000	\$225,000	\$1,100,000	\$0	\$2,161,000

COMMUNITY INVESTMENT PLAN FOR FISCAL YEARS 2018 TO 2023

	2018	2019	2020	2021	2022	2023	Prior Allocation	Balance to Complete	Total Project Cost
SOLID WASTE ENTERPRISE:									
Large Load Drop-Off Area	\$0	\$0	\$62,000	\$570,000	\$0	\$0	\$0	\$0	\$632,000
SOLID WASTE ENTERPRISE TOTAL	\$0	\$0	\$62,000	\$570,000	\$0	\$0	\$0	\$0	\$632,000
SOURCES OF FUNDING:									
Enterprise Fund - Solid Waste	\$0	\$0	\$62,000	\$570,000	\$0	\$0	\$0	\$0	\$632,000
SOLID WASTE ENTERPRISE TOTAL	\$0	\$0	\$62,000	\$570,000	\$0	\$0	\$0	\$0	\$632,000

COMMUNITY INVESTMENT PLAN FOR FISCAL YEARS 2018 TO 2023

	2018	2019	2020	2021	2022	2023	Prior Allocation	Balance to Complete	Total Project Cost
UTILITIES ENTERPRISE:									
Freedom District Relief Sewer No.10 (Sykesville Interceptor)	\$2,055,000	\$0	\$0	\$0	\$0	\$0	\$930,800	\$0	\$2,985,800
Freedom Sewer Rehabilitation	572,885	80,115	163,000	176,000	190,000	204,000	0	0	1,386,000
Freedom WTP Membrane Replacement	163,000	163,000	163,000	163,000	163,000	163,000	0	0	978,000
Freedom Wells and Connections	217,000	820,000	96,000	345,000	228,000	811,000	0	2,545,000	5,062,000
Gravity Sewer Main - Houcksville Rd to Treatment Plant	250,000	0	0	0	0	0	1,980,400	0	2,230,400
Hampstead Sewer Rehabilitation	572,885	5,115	332,000	270,000	283,000	297,000	0	0	1,760,000
Hampstead WWTP Effluent Line	1,968,000	0	0	0	0	0	0	0	1,968,000
Hydrant Replacements	124,000	71,000	17,000	17,000	18,000	19,000	0	0	266,000
Patapsco Valley Pump Station Upgrade	0	0	0	0	0	115,000	0	651,000	766,000
Pleasant Valley WWTP Rehabilitation	0	0	0	0	351,000	0	0	0	351,000
Runnymede SBR Rehabilitation	0	0	0	0	0	297,000	0	0	297,000
Sewer Manhole Rehabilitation	200,000	210,000	221,000	232,000	243,000	255,000	0	0	1,361,000
Sewer Pipe Repair and Replacement	572,885	0	300,115	325,000	346,000	369,000	0	0	1,913,000
South Carroll High WWTP Rehabilitation	0	0	0	0	66,000	380,000	0	0	446,000
Specifications and Design Manual Update	82,500	0	0	0	0	0	0	0	82,500
Standby Generator Replacement	123,200	31,900	146,300	143,000	36,300	0	0	0	480,700
Sykesville Pump Station Replacement	0	0	0	0	0	70,000	0	0	70,000
Tank Painting, Repair and Rehabilitation	265,000	1,150,000	13,000	638,000	14,000	1,225,000	0	0	3,305,000
Town of Sykesville Streetscape Water and Sewer Upgrades	0	0	5,145,000	0	0	0	550,000	0	5,695,000
Town of Sykesville Water and Sewer Upgrades	0	0	0	0	240,000	1,600,000	0	8,855,733	10,695,733
Water Main Loops	352,000	370,000	389,000	300,000	1,282,000	250,000	694,000	800,000	4,437,000
Water Main Valve Replacements	306,900	322,300	338,800	353,800	372,900	401,500	0	0	2,096,200
Water Meters	621,500	652,300	685,300	719,400	754,600	792,000	0	0	4,225,100
Water Service Line Replacement	280,000	268,000	319,000	335,000	352,000	376,000	0	0	1,930,000
Water/Sewer Studies	203,000	182,000	0	0	0	0	765,000	0	1,150,000
Waters Edge Pump Station Rehabilitation	260,000	0	0	0	0	0	0	0	260,000
Winfield Pump Station Upgrade	0	0	0	0	181,500	0	0	0	181,500
UTILITIES ENTERPRISE TOTAL	\$9,189,754	\$4,325,731	\$8,328,515	\$4,017,200	\$5,121,300	\$7,624,500	\$4,920,200	\$12,851,733	\$56,378,933
SOURCES OF FUNDING:									
Transfer from General Fund	\$0	\$0	\$114,114	\$0	\$247,500	\$677,000	\$0	\$0	\$1,038,614
Reallocated Utilities User Fees	1,718,654	0	0	0	0	0	0	0	1,718,654
Utilities User Fees	3,231,100	3,505,731	3,213,401	3,672,200	4,405,800	4,407,680	3,989,400	1,118,040	26,753,352
Maintenance Fee	332,910	0	4,905,000	0	240,000	1,600,000	151,072	8,855,733	11,969,715
Area Connection Charges	1,939,090	820,000	96,000	345,000	228,000	939,820	779,728	2,877,960	12,930,598
Reallocated Area Connection Charges	1,968,000	0	0	0	0	0	0	0	1,968,000
UTILITIES ENTERPRISE TOTAL	\$9,189,754	\$4,325,731	\$8,328,515	\$4,017,200	\$5,121,300	\$7,624,500	\$4,920,200	\$12,851,733	\$56,378,933

**COMMUNITY INVESTMENT PLAN - Schedule of Reappropriations
Fiscal Year 2018**

Reappropriations may occur when there are unspent budgeted funds from a completed or cancelled project or when there is an unallocated project that holds funds for a future use.

Enterprise Funds

	Project		Amount/Source		
	From	To	Current	Bonds	Other
6421 Sewer Main Rehabilitation		Freedom Sewer Rehabilitation	\$455,950.40		
6421 Sewer Main Rehabilitation		Hampstead Sewer Rehabilitation	455,950.40		
6421 Sewer Main Rehabilitation		Sewer Pipe Repair and Replacement	455,950.40		
6426 West Hampstead Sewer Upgrade		Freedom Sewer Rehabilitation	116,934.23		
6426 West Hampstead Sewer Upgrade		Hampstead Sewer Rehabilitation	116,934.23		
6426 West Hampstead Sewer Upgrade		Sewer Pipe Repair and Replacement	116,934.23		
6430 Hampstead WWTP ENR Upgrade		Hampstead WWTP Effluent Line	1,968,000.00		
		Total	\$3,686,653.89	\$0.00	\$0.00

AIRPORT
ENTERPRISE FUND

COMMUNITY INVESTMENT PLAN FOR FISCAL YEARS 2018 TO 2023

	2018	2019	2020	2021	2022	2023	Prior Allocation	Balance to Complete	Total Project Cost
AIRPORT ENTERPRISE:									
Grounds and Maintenance Equipment	\$20,000	\$20,000	\$20,000	\$20,000	\$20,000	\$20,000	\$0	\$0	\$120,000
AIRPORT ENTERPRISE TOTAL	\$20,000	\$20,000	\$20,000	\$20,000	\$20,000	\$20,000	\$0	\$0	\$120,000
SOURCES OF FUNDING:									
Enterprise Fund - Airport	\$20,000	\$20,000	\$20,000	\$20,000	\$20,000	\$20,000	\$0	\$0	\$120,000
AIRPORT ENTERPRISE TOTAL	\$20,000	\$20,000	\$20,000	\$20,000	\$20,000	\$20,000	\$0	\$0	\$120,000

Grounds and Maintenance Equipment

District Location: 3

Evan Cook, Budget Analyst (410) 386-2082

6818

This project provides ongoing funding for airport grounds and maintenance equipment. The Federal Aviation Administration (FAA) has approved the use of rental revenues that are collected from the properties that were jointly purchased by the Airport and the FAA.

	FY 18	FY 19	FY 20	FY 21	FY 22	FY 23	Prior Allocation	Balance to Complete	Total Project Cost
Engineering/Design									0
Land Acquisition									0
Site Work									0
Construction									0
Equipment/Furnishings	20,000	20,000	20,000	20,000	20,000	20,000			120,000
Other									0
EXPENDITURES									
TOTAL	20,000	20,000	20,000	20,000	20,000	20,000	0	0	120,000
SOURCES OF FUNDS									
Transfer from General Fund									0
Property Tax									0
Bonds									0
Enterprise Fund - Airport	20,000	20,000	20,000	20,000	20,000	20,000			120,000
PROJECTED OPERATING IMPACTS	0	0	0	0	0	0			0

**FIBER NETWORK
ENTERPRISE FUND**

COMMUNITY INVESTMENT PLAN FOR FISCAL YEARS 2018 TO 2023

	2018	2019	2020	2021	2022	2023	Prior Allocation	Balance to Complete	Total Project Cost
FIBER NETWORK ENTERPRISE:									
Equipment Replacement	\$0	\$200,000	\$206,000	\$212,000	\$218,000	\$225,000	\$1,100,000	\$0	\$2,161,000
FIBER NETWORK ENTERPRISE TOTAL	\$0	\$200,000	\$206,000	\$212,000	\$218,000	\$225,000	\$1,100,000	\$0	\$2,161,000
SOURCES OF FUNDING:									
Enterprise Fund - Fiber	\$0	\$200,000	\$206,000	\$212,000	\$218,000	\$225,000	\$1,100,000	\$0	\$2,161,000
FIBER NETWORK ENTERPRISE TOTAL	\$0	\$200,000	\$206,000	\$212,000	\$218,000	\$225,000	\$1,100,000	\$0	\$2,161,000

Equipment Replacement

Chizuko M. Godwin, Budget Analyst 410-386-2082

6602

This project provides ongoing funding beginning in FY 19 for the replacement of equipment for the Carroll County Public Network. Construction of the Network began in 2006 and was completed in 2013. In addition to the 112 miles of backbone fiber, 33 miles of laterals have been built and over 100 sites have been brought onto the network.

	FY 18	FY 19	FY 20	FY 21	FY 22	FY 23	Prior Allocation	Balance to Complete	Total Project Cost
Engineering/Design									
Land Acquisition									
Site Work									
Construction									
Equipment/Furnishings		200,000	206,000	212,000	218,000	225,000	1,100,000		2,161,000
Other									
EXPENDITURES									
TOTAL	0	200,000	206,000	212,000	218,000	225,000	1,100,000	0	2,161,000
SOURCES OF FUNDS									
Transfer from General Fund									
Local Income Tax									
Property Tax									
Enterprise Fund - Fiber		200,000	206,000	212,000	218,000	225,000	1,100,000		2,161,000
PROJECTED OPERATING IMPACTS	0	0	0	0	0	0			

**SOLID WASTE
ENTERPRISE FUND**

COMMUNITY INVESTMENT PLAN FOR FISCAL YEARS 2018 TO 2023

	2018	2019	2020	2021	2022	2023	Prior Allocation	Balance to Complete	Total Project Cost
SOLID WASTE ENTERPRISE:									
Large Load Drop-Off Area	\$0	\$0	\$62,000	\$570,000	\$0	\$0	\$0	\$0	\$632,000
SOLID WASTE ENTERPRISE TOTAL	\$0	\$0	\$62,000	\$570,000	\$0	\$0	\$0	\$0	\$632,000
SOURCES OF FUNDING:									
Enterprise Fund - Solid Waste	\$0	\$0	\$62,000	\$570,000	\$0	\$0	\$0	\$0	\$632,000
SOLID WASTE ENTERPRISE TOTAL	\$0	\$0	\$62,000	\$570,000	\$0	\$0	\$0	\$0	\$632,000

Large Load Drop-Off Area

District Location: 3

Sheree Lima, Management and Budget Project Coordinator (410) 386-2082

Proj #

This project provides planned funding to construct an alternate waste drop-off area for larger trailer and pickup truck loads. Historically, traffic congestion in the current drop-off area has created highway backups. The alternate drop-off area will allow customers to drop waste directly into transfer trailers to be hauled to landfills in Pennsylvania, an efficiency over the current system of having County employees moving roll-off containers and dumping them on the transfer station floor to be loaded into the transfer trailers.

The County is exploring and evaluating different strategies for providing waste and recycling services to the citizens. As these strategies and plans develop this project may also change accordingly.

	FY 18	FY 19	FY 20	FY 21	FY 22	FY 23	Prior Allocated	Balance to Complete	Total Project Cost
Engineering/Design			62,000						62,000
Land Acquisition									0
Site Work				278,000					278,000
Construction				266,000					266,000
Equipment/Furnishings									0
Other				26,000					26,000
EXPENDITURES									
TOTAL	0	0	62,000	570,000	0	0	0	0	632,000
SOURCES OF FUNDS									
Transfer from General Fund									0
Local Income Tax									0
Property Tax									0
Enterprise Fund - Solid Waste			62,000	570,000					632,000
PROJECTED OPERATING IMPACTS	0	0	0	0	0	0			0

UTILITIES
ENTERPRISE FUND

COMMUNITY INVESTMENT PLAN FOR FISCAL YEARS 2018 TO 2023

	2018	2019	2020	2021	2022	2023	Prior Allocation	Balance to Complete	Total Project Cost
UTILITIES ENTERPRISE:									
Freedom District Relief Sewer No.10 (Sykesville Interceptor)	\$2,055,000	\$0	\$0	\$0	\$0	\$0	\$930,800	\$0	\$2,985,800
Freedom Sewer Rehabilitation	572,885	80,115	163,000	176,000	190,000	204,000	0	0	1,386,000
Freedom WTP Membrane Replacement	163,000	163,000	163,000	163,000	163,000	163,000	0	0	978,000
Freedom Wells and Connections	217,000	820,000	96,000	345,000	228,000	811,000	0	2,545,000	5,062,000
Gravity Sewer Main - Houcksville Rd to Treatment Plant	250,000	0	0	0	0	0	1,980,400	0	2,230,400
Hampstead Sewer Rehabilitation	572,885	5,115	332,000	270,000	283,000	297,000	0	0	1,760,000
Hampstead WWTP Effluent Line	1,968,000	0	0	0	0	0	0	0	1,968,000
Hydrant Replacements	124,000	71,000	17,000	17,000	18,000	19,000	0	0	266,000
Patapsco Valley Pump Station Upgrade	0	0	0	0	0	115,000	0	651,000	766,000
Pleasant Valley WWTP Rehabilitation	0	0	0	0	351,000	0	0	0	351,000
Runnymede SBR Rehabilitation	0	0	0	0	0	297,000	0	0	297,000
Sewer Manhole Rehabilitation	200,000	210,000	221,000	232,000	243,000	255,000	0	0	1,361,000
Sewer Pipe Repair and Replacement	572,885	0	300,115	325,000	346,000	369,000	0	0	1,913,000
South Carroll High WWTP Rehabilitation	0	0	0	0	66,000	380,000	0	0	446,000
Specifications and Design Manual Update	82,500	0	0	0	0	0	0	0	82,500
Standby Generator Replacement	123,200	31,900	146,300	143,000	36,300	0	0	0	480,700
Sykesville Pump Station Replacement	0	0	0	0	0	70,000	0	0	70,000
Tank Painting, Repair and Rehabilitation	265,000	1,150,000	13,000	638,000	14,000	1,225,000	0	0	3,305,000
Town of Sykesville Streetscape Water and Sewer Upgrades	0	0	5,145,000	0	0	0	550,000	0	5,695,000
Town of Sykesville Water and Sewer Upgrades	0	0	0	0	240,000	1,600,000	0	8,855,733	10,695,733
Water Main Loops	352,000	370,000	389,000	300,000	1,282,000	250,000	694,000	800,000	4,437,000
Water Main Valve Replacements	306,900	322,300	338,800	353,800	372,900	401,500	0	0	2,096,200
Water Meters	621,500	652,300	685,300	719,400	754,600	792,000	0	0	4,225,100
Water Service Line Replacement	280,000	268,000	319,000	335,000	352,000	376,000	0	0	1,930,000
Water/Sewer Studies	203,000	182,000	0	0	0	0	765,000	0	1,150,000
Waters Edge Pump Station Rehabilitation	260,000	0	0	0	0	0	0	0	260,000
Winfield Pump Station Upgrade	0	0	0	0	181,500	0	0	0	181,500
UTILITIES ENTERPRISE TOTAL	\$9,189,754	\$4,325,731	\$8,328,515	\$4,017,200	\$5,121,300	\$7,624,500	\$4,920,200	\$12,851,733	\$56,378,933
SOURCES OF FUNDING:									
Transfer from General Fund	\$0	\$0	\$114,114	\$0	\$247,500	\$677,000	\$0	\$0	\$1,038,614
Reallocated Utilities User Fees	1,718,654	0	0	0	0	0	0	0	1,718,654
Utilities User Fees	3,231,100	3,505,731	3,213,401	3,672,200	4,405,800	4,407,680	3,989,400	1,118,040	26,753,352
Maintenance Fee	332,910	0	4,905,000	0	240,000	1,600,000	151,072	8,855,733	11,969,715
Area Connection Charges	1,939,090	820,000	96,000	345,000	228,000	939,820	779,728	2,877,960	12,930,598
Reallocated Area Connection Charges	1,968,000	0	0	0	0	0	0	0	1,968,000
UTILITIES ENTERPRISE TOTAL	\$9,189,754	\$4,325,731	\$8,328,515	\$4,017,200	\$5,121,300	\$7,624,500	\$4,920,200	\$12,851,733	\$56,378,933

Freedom District Relief Sewer No.10 (Sykesville Interceptor)

District Location: 5

Evan Cook, Budget Analyst (410) 386-2082

6382

This project provides funding for the installation of a new sanitary sewer main and pumping station. The current gravity sewer main runs parallel to the railroad tracks and the South Branch Patapsco River. This section of sanitary sewer main was constructed in 1969 and has limited access and a history of problems. An engineering evaluation will be performed to determine the location of the new pump station and sewer line.

	FY 18	FY 19	FY 20	FY 21	FY 22	FY 23	Prior Allocation	Balance to Complete	Total Project Cost
Engineering/Design							363,000		363,000
Land Acquisition							242,000		242,000
Site Work							86,800		86,800
Construction	2,055,000						217,000		2,272,000
Equipment/Furnishings									0
Other							22,000		22,000
EXPENDITURES									
TOTAL	2,055,000	0	0	0	0	0	930,800	0	2,985,800

SOURCES OF FUNDS									
Transfer from General Fund									0
Utilities User Fees									0
Maintenance Fee	332,910						151,072		483,982
Area Connection Charges	1,722,090						779,728		2,501,818

PROJECTED OPERATING IMPACTS									
	0	0	0	0	0	0			0

Freedom Sewer Rehabilitation

District Location: 5 and 1

Evan Cook, Budget Analyst (410) 386-2082

Proj #

This project provides ongoing funding for the inspection and lining repairs of the sanitary sewer mains and laterals. Lining the pipe increases the life of the sewer mains by sealing the joints and cracks and stopping tree roots and inflow and infiltration from damaging the system. The intent of the project is to cover the Freedom and Bark Hill area sewers. This project was previously included in the Sewer Main Rehabilitation project.

	FY 18	FY 19	FY 20	FY 21	FY 22	FY 23	Prior Allocation	Balance to Complete	Total Project Cost
Engineering/Design									0
Land Acquisition									0
Site Work									0
Construction	572,885	80,115	163,000	176,000	190,000	204,000			1,386,000
Equipment/Furnishings									0
Other									0
EXPENDITURES									
TOTAL	572,885	80,115	163,000	176,000	190,000	204,000	0	0	1,386,000
SOURCES OF FUNDS									
Transfer from General Fund									0
Reallocated Utilities User Fees	572,885								572,885
Utilities User Fees		80,115	163,000	176,000	190,000	204,000			813,115
Maintenance Fee									0
PROJECTED OPERATING IMPACTS	0	0	0	0	0	0			0

Freedom WTP Membrane Replacement

District Location: 5

Evan Cook, Budget Analyst (410) 386-2082

Proj #

This project provides ongoing funding to replace the membrane filters at the Freedom Water Treatment Plant, which were replaced in FY 16. Funding is being accumulated for replacement of the filters.

	FY 18	FY 19	FY 20	FY 21	FY 22	FY 23	Prior Allocation	Balance to Complete	Total Project Cost
Engineering/Design									0
Land Acquisition									0
Site Work									0
Construction									
Equipment/Furnishings	163,000	163,000	163,000	163,000	163,000	163,000			978,000
Other									0
EXPENDITURES									
TOTAL	163,000	163,000	163,000	163,000	163,000	163,000	0	0	978,000
SOURCES OF FUNDS									
Transfer from General Fund									0
Utilities User Fees	163,000	163,000	163,000	163,000	163,000	163,000			978,000
Maintenance Fee									0
Area Connection Charges									0
PROJECTED OPERATING IMPACTS	0	0	0	0	0	0			0

Freedom Wells and Connections

District Location: 5

Evan Cook, Budget Analyst (410) 386-2082

Proj #

This project provides funding to add several wells to provide additional water to the Freedom service area. Providing more sources of water reduces dependency on Liberty Reservoir and allows redundancy in case of an emergency shut down at the Freedom Water Treatment Plant. Wells will be connected in phases to the Raincliffe and Fairhaven sites, to the water main on MacBeth Way, and to Piney Run Reservoir.

	FY 18	FY 19	FY 20	FY 21	FY 22	FY 23	Prior Allocation	Balance to Complete	Total Project Cost
Engineering/Design	140,000		60,000		142,000			347,000	689,000
Land Acquisition	77,000		36,000		86,000			210,000	409,000
Site Work									0
Construction		820,000		345,000		811,000		1,988,000	3,964,000
Equipment/Furnishings									0
Other									0

EXPENDITURES

TOTAL	217,000	820,000	96,000	345,000	228,000	811,000	0	2,545,000	5,062,000
--------------	----------------	----------------	---------------	----------------	----------------	----------------	----------	------------------	------------------

SOURCES OF FUNDS

Transfer from General Fund									0
Utilities User Fees									0
Maintenance Fee									0
Area Connection Charges	217,000	820,000	96,000	345,000	228,000	811,000		2,545,000	5,062,000

PROJECTED OPERATING IMPACTS	0	0	0	0	0	0			
------------------------------------	---	---	---	---	---	---	--	--	--

Gravity Sewer Main - Houcksville Rd to Treatment Plant

District Location: 2

Evan Cook, Budget Analyst (410) 386-2082

6422

This project provides funding to install a ten-inch gravity main from an existing main on Houcksville Road near MD 30 along MD 88 for approximately 2,600 feet, then southeast an additional 3,100 feet to the north side of the Hampstead Wastewater Treatment Plant. Most of the gravity sewer main was installed in the late 1960s and today runs through a densely populated area.

	FY 18	FY 19	FY 20	FY 21	FY 22	FY 23	Prior Allocation	Balance to Complete	Total Project Cost
Engineering/Design							212,550		212,550
Land Acquisition							70,850		70,850
Site Work							141,000		141,000
Construction	250,000						1,414,000		1,664,000
Equipment/Furnishings									0
Other							142,000		142,000
EXPENDITURES									
TOTAL	250,000	0	0	0	0	0	1,980,400	0	2,230,400
SOURCES OF FUNDS									
Transfer from General Fund									0
Utilities User Fees	250,000						1,980,400		2,230,400
Maintenance Fee									0
Area Connection Charges									0
PROJECTED OPERATING IMPACTS	0	0	0	0	0	0			0

Hampstead Sewer Rehabilitation

District Location: 2

Evan Cook, Budget Analyst (410) 386-2082

6421

This project provides ongoing funding for the inspection and lining repairs of the sanitary sewer mains and laterals, including clearing of off-road easements. Lining the pipe increases the life of the sewer mains by sealing the joints and cracks and stopping tree roots and water inflow and infiltration from damaging the system. The intent of this project is to cover the Hampstead and Pleasant Valley Sewer. This work was previously included in the Sewer Main Rehabilitation project.

	FY 18	FY 19	FY 20	FY 21	FY 22	FY 23	Prior Allocation	Balance to Complete	Total Project Cost
Engineering/Design									0
Land Acquisition									0
Site Work									0
Construction	572,885	5,115	332,000	270,000	283,000	297,000			1,760,000
Equipment/Furnishings									0
Other									0
EXPENDITURES									

TOTAL	572,885	5,115	332,000	270,000	283,000	297,000	0	0	1,760,000
--------------	----------------	--------------	----------------	----------------	----------------	----------------	----------	----------	------------------

SOURCES OF FUNDS									
Transfer from General Fund									0
Reallocated Utilities User Fees	572,885								572,885
Utilities User Fees		5,115	332,000	270,000	283,000	297,000			1,187,115
Maintenance Fee									0

PROJECTED OPERATING IMPACTS									
	0	0	0	0	0	0			0

Hampstead WWTP Effluent Line

District Location: 2

Evan Cook, Budget Analyst (410) 386-2082

Proj #

This project provides funding for a new effluent line from the Hampstead Wastewater Treatment Plant. The line will run from the Treatment Plant and discharge into Deep Run. This project was previously included in the Hampstead WWTP Enhanced Nutrient Removal Upgrade project.

	FY 18	FY 19	FY 20	FY 21	FY 22	FY 23	Prior Allocation	Balance to Complete	Total Project Cost
Engineering/Design									0
Land Acquisition									0
Site Work									0
Construction	1,968,000								1,968,000
Equipment/Furnishings									0
Other									0
EXPENDITURES									
TOTAL	1,968,000	0	0	0	0	0	0	0	1,968,000
SOURCES OF FUNDS									
Transfer from General Fund									0
Utilities User Fees									0
Maintenance Fee									0
Reallocated Area Connection Charges	1,968,000								1,968,000
PROJECTED OPERATING IMPACTS	0	0	0	0	0	0			

Hydrant Replacements

Evan Cook, Budget Analyst (410) 386-2082

6359

This project provides ongoing funding to replace the County's 900 hydrants. The annual allocation for this project funds the replacement of approximately 25 hydrants.

	FY 18	FY 19	FY 20	FY 21	FY 22	FY 23	Prior Allocation	Balance to Complete	Total Project Cost
Engineering/Design									0
Land Acquisition									0
Site Work									0
Construction									0
Equipment/Furnishings	124,000	71,000	17,000	17,000	18,000	19,000			266,000
Other									0
EXPENDITURES									
TOTAL	124,000	71,000	17,000	17,000	18,000	19,000	0	0	266,000
SOURCES OF FUNDS									
Transfer from General Fund									0
Utilities User Fees	124,000	71,000	17,000	17,000	18,000	19,000			266,000
Maintenance Fee									0
Area Connection Charges									0
PROJECTED OPERATING IMPACTS	0	0	0	0	0	0			0

Patapsco Valley Pump Station Upgrade

District Location: 5

Evan Cook, Budget Analyst (410) 386-2082

Proj #

This project provides planned funding to rehabilitate and expand the Patapsco Valley Pump Station, built in 2000. Included are new pumps, controls, grinder, generator, roofing, bypass valving, fencing and paving repairs.

	FY 18	FY 19	FY 20	FY 21	FY 22	FY 23	Prior Allocation	Balance to Complete	Total Project Cost
Engineering/Design						115,000			115,000
Land Acquisition									0
Site Work									0
Construction								651,000	651,000
Equipment/Furnishings									0
Other									0
EXPENDITURES									
TOTAL	0	0	0	0	0	115,000	0	651,000	766,000
SOURCES OF FUNDS									
Transfer from General Fund									0
Utilities User Fees						56,180		318,040	374,220
Maintenance Fee									0
Area Connection Charges						58,820		332,960	391,780
PROJECTED OPERATING IMPACTS	0	0	0	0	0	0			0

Pleasant Valley WWTP Rehabilitation

District Location: 1

Evan Cook, Budget Analyst (410) 386-2082

Proj #

This project provides planned funding for the rehabilitation of the Pleasant Valley Wastewater Treatment Facility, which was put in service in 1997. The scope will include replacement of pumps, blowers, generator, UV equipment, as well as electrical/control upgrades, painting of the sequence batch reactor tanks, and other site improvements.

	FY 18	FY 19	FY 20	FY 21	FY 22	FY 23	Prior Allocation	Balance to Complete	Total Project Cost
Engineering/Design									0
Land Acquisition									0
Site Work									0
Construction					319,000				319,000
Equipment/Furnishings									0
Other					32,000				32,000

EXPENDITURES

TOTAL	0	0	0	0	351,000	0	0	0	351,000
--------------	----------	----------	----------	----------	----------------	----------	----------	----------	----------------

SOURCES OF FUNDS

Transfer from General Fund									0
Utilities User Fees					351,000				351,000
Maintenance Fee									0
Area Connection Charges									0

PROJECTED OPERATING IMPACTS	0	0	0	0	0	0			
------------------------------------	---	---	---	---	---	---	--	--	--

Runnymede SBR Rehabilitation

District Location: 1

Evan Cook, Budget Analyst (410) 386-2082

Proj #

This project provides planned funding for the rehabilitation of the Runnymede sequential batch reactor (SBR) Wastewater Treatment Facility, which was put into service in 1994 and serves Runnymede Elementary School. The scope will include replacement of pumps, UV replacement blowers, generator, transfer switch, as well as electrical/control upgrades, painting of the sequence batch reactor tanks, and other site improvements.

	FY 18	FY 19	FY 20	FY 21	FY 22	FY 23	Prior Allocation	Balance to Complete	Total Project Cost
Engineering/Design									0
Land Acquisition									0
Site Work									0
Construction						270,000			270,000
Equipment/Furnishings									0
Other						27,000			27,000
EXPENDITURES									
TOTAL	0	0	0	0	0	297,000	0	0	297,000
SOURCES OF FUNDS									
Transfer from General Fund						297,000			297,000
Utilities User Fees									0
Maintenance Fee									0
Area Connection Charges									0
PROJECTED OPERATING IMPACTS	0	0	0	0	0	0			

Sewer Manhole Rehabilitation

Evan Cook, Budget Analyst (410) 386-2082

6403

This project provides ongoing funding to rehabilitate the Freedom area's 3,000 sanitary sewer manholes and Hampstead's 1,000 sanitary sewer manholes. Repair strategies include: foam injection rehabilitation, spray-on lining structure rehabilitation, addition of manhole risers to raise the top of structures, and replacement of existing manhole covers with sealed structures.

	FY 18	FY 19	FY 20	FY 21	FY 22	FY 23	Prior Allocation	Balance to Complete	Total Project Cost
Engineering/Design									0
Land Acquisition									0
Site Work									0
Construction	200,000	210,000	221,000	232,000	243,000	255,000			1,361,000
Equipment/Furnishings									0
Other									0
EXPENDITURES									
TOTAL	200,000	210,000	221,000	232,000	243,000	255,000	0	0	1,361,000
SOURCES OF FUNDS									
Transfer from General Fund									0
Utilities User Fees	200,000	210,000	221,000	232,000	243,000	255,000			1,361,000
Maintenance Fee									0
Area Connection Charges									0
PROJECTED OPERATING IMPACTS	0	0	0	0	0	0			0

Sewer Pipe Repair and Replacement

District Location: 2 and 5

Evan Cook, Budget Analyst (410) 386-2082

Proj #

This project provides ongoing funding for repair and replacement of County sewer lines. This work was previously included in the Sewer Main Rehabilitation project.

	FY 18	FY 19	FY 20	FY 21	FY 22	FY 23	Prior Allocation	Balance to Complete	Total Project Cost
Engineering/Design									0
Land Acquisition									0
Site Work									0
Construction	572,885		300,115	325,000	346,000	369,000			1,913,000
Equipment/Furnishings									0
Other									0
EXPENDITURES									
TOTAL	572,885	0	300,115	325,000	346,000	369,000	0	0	1,913,000
SOURCES OF FUNDS									
Transfer from General Fund									0
Reallocated Utilities User Fees	572,885								572,885
Utilities User Fees			300,115	325,000	346,000	369,000			1,340,115
Maintenance Fee									0
PROJECTED OPERATING IMPACTS	0	0	0	0	0	0			0

South Carroll High WWTP Rehabilitation

District Location: 5

Evan Cook, Budget Analyst (410) 386-2082

Proj #

This project provides planned funding for the rehabilitation of the South Carroll Wastewater Treatment Facility, which was put into service in 1992 and serves South Carroll High School. The scope includes replacement of pumps, blowers and a generator, as well as electrical and control upgrades, painting of the sequential batch reactor tanks, and other site improvements.

	FY 18	FY 19	FY 20	FY 21	FY 22	FY 23	Prior Allocation	Balance to Complete	Total Project Cost
Engineering/Design					60,000				60,000
Land Acquisition									0
Site Work									0
Construction						345,000			345,000
Equipment/Furnishings									0
Other					6,000	35,000			41,000

EXPENDITURES

TOTAL	0	0	0	0	66,000	380,000	0	0	446,000
--------------	----------	----------	----------	----------	---------------	----------------	----------	----------	----------------

SOURCES OF FUNDS

Transfer from General Fund					66,000	380,000			446,000
Utilities User Fees									0
Maintenance Fee									0
Area Connection Charges									0

PROJECTED OPERATING IMPACTS	0	0	0	0	0	0			
------------------------------------	----------	----------	----------	----------	----------	----------	--	--	--

Specifications and Design Manual Update

Evan Cook, Budget Analyst (410) 386-2082

Proj #

This project provides funding for consultant services to review the 1992 Water and Sewer Specifications and Design Manual and update the manual to meet current engineering best practices, legal requirements, and other technical guidelines.

	FY 18	FY 19	FY 20	FY 21	FY 22	FY 23	Prior Allocation	Balance to Complete	Total Project Cost
Engineering/Design	75,000								75,000
Land Acquisition									0
Site Work									0
Construction									0
Equipment/Furnishings									0
Other	7,500								7,500
EXPENDITURES									
TOTAL	82,500	0	0	0	0	0	0	0	82,500
SOURCES OF FUNDS									
Transfer from General Fund									0
Utilities User Fees	82,500								82,500
Maintenance Fee									0
Area Connection Charges									0
PROJECTED OPERATING IMPACTS	0	0	0	0	0	0			

Standby Generator Replacement

Evan Cook, Budget Analyst (410) 386-2082

6035

This project provides funding for replacement of the standby generator fleet. Currently, there are a total of 24 standby generators at the wastewater pumping stations and wastewater treatment plants and a total of four at the water treatment facilities and water tanks. The standby generators are critical to providing water and sewer service should a power failure occur.

	FY 18	FY 19	FY 20	FY 21	FY 22	FY 23	Prior Allocation	Balance to Complete	Total Project Cost
Engineering/Design									0
Land Acquisition									0
Site Work									0
Construction									0
Equipment/Furnishings	112,000	29,000	133,000	130,000	33,000				437,000
Other	11,200	2,900	13,300	13,000	3,300				43,700
EXPENDITURES									
TOTAL	123,200	31,900	146,300	143,000	36,300	0	0	0	480,700
SOURCES OF FUNDS									
Transfer from General Fund			114,114						114,114
Utilities User Fees	123,200	31,900	32,186	143,000	36,300				366,586
Maintenance Fee									0
Area Connection Charges									0
PROJECTED OPERATING IMPACTS	0	0	0	0	0	0			

Sykesville Pump Station Replacement

District Location: 5

Evan Cook, Budget Analyst (410) 386-2082

Proj #

This project provides planned funding for the construction of a larger replacement pump station in Sykesville. The existing station is at capacity with no room for expansion.

	FY 18	FY 19	FY 20	FY 21	FY 22	FY 23	Prior Allocation	Balance to Complete	Total Project Cost
Engineering/Design						70,000			70,000
Land Acquisition									0
Site Work									0
Construction									0
Equipment/Furnishings									0
Other									0
EXPENDITURES									
TOTAL	0	0	0	0	0	70,000	0	0	70,000
SOURCES OF FUNDS									
Transfer from General Fund									0
Utilities User Fees									0
Maintenance Fee									0
Area Connection Charges						70,000			70,000
PROJECTED OPERATING IMPACTS	0	0	0	0	0	0			0

Tank Painting, Repair and Rehabilitation

Evan Cook, Budget Analyst (410) 386-2082

6332

This project provides ongoing funding for protective coatings to both interior and exterior surfaces, addressing safety concerns, performing ongoing spot maintenance on coatings to protect assets from corrosion, trimming and/or removal of trees around the tank that affect the coating, and general security maintenance upgrades of water storage tanks. The following water tank sites are planned for painting as funds become available:

- Bark Hill
- Kabik
- Martz
- Liberty
- Bartholow
- Linton

	FY 18	FY 19	FY 20	FY 21	FY 22	FY 23	Prior Allocation	Balance to Complete	Total Project Cost
Engineering/Design									0
Land Acquisition									0
Site Work	265,000	1,150,000	13,000	638,000	14,000	1,225,000			3,305,000
Construction									0
Equipment/Furnishings									0
Other									0
EXPENDITURES									
TOTAL	265,000	1,150,000	13,000	638,000	14,000	1,225,000	0	0	3,305,000
SOURCES OF FUNDS									
Transfer from General Fund									0
Utilities User Fees	265,000	1,150,000	13,000	638,000	14,000	1,225,000			3,305,000
Maintenance Fee									0
Area Connection Charges									0
PROJECTED OPERATING IMPACTS	0	0	0	0	0	0			0

Town of Sykesville Streetscape Water and Sewer Upgrades

District Location: 5

Evan Cook, Budget Analyst (410) 386-2082

6431

This project provides planned funding to replace the water and sewer infrastructure on Maryland Route 851. This project will coincide with the Town of Sykesville Streetscape project.

	FY 18	FY 19	FY 20	FY 21	FY 22	FY 23	Prior Allocation	Balance to Complete	Total Project Cost
Engineering/Design							550,000		550,000
Land Acquisition									0
Site Work									0
Construction			3,675,000						3,675,000
Equipment/Furnishings									0
Other			1,470,000						1,470,000
EXPENDITURES									
TOTAL	0	0	5,145,000	0	0	0	550,000	0	5,695,000
SOURCES OF FUNDS									
Transfer from General Fund									0
Enterprise Fund - Utilities			240,000				550,000		0
Maintenance Fee			4,905,000						790,000
Area Connection Charges									4,905,000
PROJECTED OPERATING IMPACTS	0	0	0	0	0	0			

Town of Sykesville Water and Sewer Upgrades

District Location: 5

Evan Cook, Budget Analyst (410) 386-2082

Proj #

This project provides planned funding to rehabilitate or replace the cast iron water mains and clay sanitary sewer lines in the Town of Sykesville. The Bureau of Utilities operates and maintains the water and sewer lines in the Town of Sykesville, which are between 50 and 90 years old. The aging condition of lines has led to water and sanitary sewer breaks, affecting both businesses and residents.

	FY 18	FY 19	FY 20	FY 21	FY 22	FY 23	Prior Allocation	Balance to Complete	Total Project Cost
Engineering/Design					240,000				240,000
Land Acquisition									0
Site Work									0
Construction						1,600,000			1,600,000
Equipment/Furnishings								8,855,733	8,855,733
Other									0
EXPENDITURES									
TOTAL	0	0	0	0	240,000	1,600,000	0	8,855,733	10,695,733
SOURCES OF FUNDS									
Transfer from General Fund									0
Utilities User Fees									0
Maintenance Fee					240,000	1,600,000		8,855,733	10,695,733
Area Connection Charges									0
PROJECTED OPERATING IMPACTS	0	0	0	0	0	0			0

Water Main Loops

District Location: 5

Evan Cook, Budget Analyst (410) 386-2082

6425

This project provides funding to connect various water mains to provide adequate looping in the Freedom water system. Looping of water mains is the connection of dead ends of two separate water lines. Connecting these lines improves water flow throughout the system, provides for fire flow improvements, and helps maintain and improve water quality.

Projects include:

- Calvert Way and Dale Drive 8" loop (925')
- Kennard Court and Lawrence Court 8" loop (510')
- Sussex Court and Breckenridge Court 8" loop (1,650')
- Brunswick Drive and Woodridge Lane 8" loop (1,050')
- Slacks Road from Quad Lane to Macbeth Way 8" loop (1,150')
- Oklahoma Avenue (Sykesville) from Main Street to end on Oklahoma Avenue 8" loop (1,300')
- Ronsdale Road to Linton Road 8" loop (1,640')

	FY 18	FY 19	FY 20	FY 21	FY 22	FY 23	Prior Allocation	Balance to Complete	Total Project Cost
Engineering/Design/Insp.									0
Land Acquisition									0
Site Work									0
Construction	352,000	370,000	389,000	300,000	1,282,000	250,000	694,000	800,000	4,437,000
Equipment/Furnishings									0
Other									0
EXPENDITURES									

TOTAL	352,000	370,000	389,000	300,000	1,282,000	250,000	694,000	800,000	4,437,000
--------------	----------------	----------------	----------------	----------------	------------------	----------------	----------------	----------------	------------------

SOURCES OF FUNDS									
Transfer from General Fund									0
Utilities User Fees	352,000	370,000	389,000	300,000	1,282,000	250,000	694,000	800,000	4,437,000
Maintenance Fee									0
Area Connection Charges									0

PROJECTED OPERATING IMPACTS	0	0	0	0	0	0			0
------------------------------------	---	---	---	---	---	---	--	--	---

Water Main Valve Replacements

Evan Cook, Budget Analyst (410) 386-2082

6428

This project provides ongoing funding to replace the County's water line valves and blow-off valves. Water line valves are needed to shut off lines in the event of water main breaks or new main connections into the system. Blow-off valves allow for waterline flushing to reduce the buildup of sediment and stagnant water. The planned annual allocation will fund approximately 40 valve replacements.

	FY 18	FY 19	FY 20	FY 21	FY 22	FY 23	Prior Allocation	Balance to Complete	Total Project Cost
Engineering/Design									0
Land Acquisition									0
Site Work									0
Construction	279,000	293,000	308,000	323,000	339,000	365,000			1,907,000
Equipment/Furnishings									0
Other	27,900	29,300	30,800	30,800	33,900	36,500			189,200
EXPENDITURES									
TOTAL	306,900	322,300	338,800	353,800	372,900	401,500	0	0	2,096,200
SOURCES OF FUNDS									
Transfer from General Fund									0
Utilities User Fees	306,900	322,300	338,800	353,800	372,900	401,500			2,096,200
Maintenance Fee									0
Area Connection Charges									0
PROJECTED OPERATING IMPACTS	0	0	0	0	0	0			

Water Meters

Evan Cook, Budget Analyst (410) 386-2082

6311

This project provides ongoing funding for the upgrade and replacement of 10,000 existing meters. The upgrade includes software and hardware equipment that will enable staff to collect meter readings while driving by homes and could also include replacement of, or conversion to, meter vaults. Conversion moves the meter from inside private houses to a vault located in the County right-of-way to allow easier maintenance and meter readings.

Operating impacts include overtime costs.

	FY 18	FY 19	FY 20	FY 21	FY 22	FY 23	Prior Allocation	Balance to Complete	Total Project Cost
Engineering/Design									0
Land Acquisition									0
Site Work									0
Construction	565,000	593,000	623,000	654,000	686,000	720,000			3,841,000
Equipment/Furnishings									0
Other	56,500	59,300	62,300	65,400	68,600	72,000			384,100
EXPENDITURES									
TOTAL	621,500	652,300	685,300	719,400	754,600	792,000	0	0	4,225,100
SOURCES OF FUNDS									
Transfer from General Fund									0
Utilities User Fees	621,500	652,300	685,300	719,400	754,600	792,000			4,225,100
Maintenance Fee									0
Area Connection Charges									0
PROJECTED OPERATING IMPACTS	19,294	20,258	21,271	22,335	23,452	24,624			

Water Service Line Replacement

District Location: 5

Evan Cook, Budget Analyst (410) 386-2082

6429

This project provides ongoing funding to replace water service lines in the Freedom area of the County. Leaking water laterals lead to increased operational costs and loss of treated water. The service lines vary in length, but typically average 50 to 75 feet. The annual allocation for this project funds the replacement of approximately 50-60 water service lines each year.

	FY 18	FY 19	FY 20	FY 21	FY 22	FY 23	Prior Allocation	Balance to Complete	Total Project Cost
Engineering/Design									0
Land Acquisition									0
Site Work									0
Construction	280,000	268,000	319,000	335,000	352,000	376,000			1,930,000
Equipment/Furnishings									0
Other									0
EXPENDITURES									
TOTAL	280,000	268,000	319,000	335,000	352,000	376,000	0	0	1,930,000
SOURCES OF FUNDS									
Transfer from General Fund									0
Utilities User Fees	280,000	268,000	319,000	335,000	352,000	376,000			1,930,000
Maintenance Fee									0
Area Connection Charges									0
PROJECTED OPERATING IMPACTS	0	0	0	0	0	0			0

Water/Sewer Studies

Evan Cook, Budget Analyst (410) 386-2082

6385

This project provides funding for a study of the Freedom water treatment, storage and distribution systems, and of the Freedom and Hampstead sewer collection systems. The studies performed will include asset conditions, expected life, capacity conditions, system breaches, etc.

	FY 18	FY 19	FY 20	FY 21	FY 22	FY 23	Prior Allocation	Balance to Complete	Total Project Cost
Engineering/Design	203,000	182,000					765,000		1,150,000
Land Acquisition									0
Site Work									0
Construction									0
Equipment/Furnishings									0
Other									0
EXPENDITURES									
TOTAL	203,000	182,000	0	0	0	0	765,000	0	1,150,000
SOURCES OF FUNDS									
Transfer from General Fund									0
Utilities User Fees	203,000	182,000					765,000		1,150,000
Maintenance Fee									0
Area Connection Charges									0
PROJECTED OPERATING IMPACTS	0	0	0	0	0	0			

Waters Edge Pump Station Rehabilitation

District Location: 5

Evan Cook, Budget Analyst (410) 386-2082

Proj #

This project provides funding to rehabilitate the Waters Edge Pump Station, which was built in 2001, with a new pump assembly, roofing, updated electric controls, grinder, paving and fencing.

	FY 18	FY 19	FY 20	FY 21	FY 22	FY 23	Prior Allocation	Balance to Complete	Total Project Cost
Engineering/Design									0
Land Acquisition									0
Site Work									0
Construction									0
Equipment/Furnishings	235,000								235,000
Other	25,000								25,000
EXPENDITURES									
TOTAL	260,000	0	0	0	0	0	0	0	260,000
SOURCES OF FUNDS									
Transfer from General Fund									0
Utilities User Fees	260,000								260,000
Maintenance Fee									0
Area Connection Charges									0
PROJECTED OPERATING IMPACTS	0	0	0	0	0	0			0

Winfield Pump Station Upgrade

District Location: 5

Evan Cook, Budget Analyst (410) 386-2082

Proj #

This project provides planned funding to rehabilitate the Winfield Pump Station, which was built in 1993, with new pumps, control systems, roofing, generator, bypass valving, and paving. This pump station was built by the Board of Education specifically for Winfield Elementary School on Salem Bottom Road.

	FY 18	FY 19	FY 20	FY 21	FY 22	FY 23	Prior Allocation	Balance to Complete	Total Project Cost
Engineering/Design									0
Land Acquisition									0
Site Work									0
Construction									0
Equipment/Furnishings					165,000				165,000
Other					16,500				16,500
EXPENDITURES									
TOTAL	0	0	0	0	181,500	0	0	0	181,500
SOURCES OF FUNDS									
Transfer from General Fund					181,500				181,500
Utilities User Fees									0
Maintenance Fee									0
Area Connection Charges									0
PROJECTED OPERATING IMPACTS	0	0	0	0	0	0			

GLOSSARY

GLOSSARY OF TERMS

AGRICULTURE TRANSFER TAX Tax on the sale of property located within an area zoned for agriculture; proceeds are used to help fund the Agricultural Land Preservation Program.

APPROPRIATION The County's legal authorization to spend a specific amount of money for a particular purpose during a fiscal period.

BALANCED BUDGET A budget in which total expenditures equal total revenues. By State Law, the County's budget must be balanced.

BOND An investment grade interest-bearing certificate of indebtedness sold by the County or another governmental agency to generate funds. The bond guarantees payment of the original investment plus interest by a specified date or dates in the future. Bonds typically involve long-term indebtedness to pay for capital projects.

BONDED DEBT The total amount owed by the County as a result of the sale of general obligation or other bonds guaranteed by the County Government.

BUREAU A sub-unit within a department with its own budget. For example, the Bureau of Accounting is a bureau within the Department of the Comptroller.

CAPITAL BUDGET This budget funds major construction and improvement projects such as schools, bridges, and roads.

COMMUNITY INVESTMENT PLAN (CIP) A six-year plan showing anticipated capital projects and required funding.

DEBT SERVICE The annual payment of principal and interest on the County's bonded debt.

DEPARTMENT A County agency or office consisting of one or more bureaus. Examples are the Department of Economic Development and the Department of Public Works.

DISTRICT LOCATION The location of a project based on the five voting population districts within Carroll County.

ENR Enhanced Nutrient Removal.

ENTERPRISE FUND A fund established to account for the financing of certain self-supporting services provided by the County government. The services generate their own revenues from fees, charges, and other receipts. Carroll County presently has six enterprise funds: one to operate Sewer and/or Water facilities, one to operate the Septage facility, one that manages the Solid Waste and recycling efforts, one for the operations of the Airport, one for the Fiber Network, and one for the Firearms Facility.

FISCAL YEAR A twelve-month period of time to which the annual operating and capital budgets apply. Carroll County's fiscal year commences July 1st and ends the following June 30th.

FUND A separate budget/accounting entity with its own revenues and appropriations. The general fund, for example, covers most of the daily operations of the County agencies and is funded by a variety of taxes and other revenues.

GRANT A contribution of assets (usually cash) from one governmental unit (typically the State or Federal government) or other organization to another. The contribution is usually provided in support of a particular public function, project or program.

HVAC Heating, ventilation, and air conditioning.

IMPACT FEES Charges imposed upon additional development for capital infrastructure improvements that must be provided by the local government to serve the new structures.

OPERATING BUDGET The annual budget, which supports the day-to-day operations of County agencies.

OPERATING IMPACTS The operating budget impacts that will be incurred as a result of project implementation. Examples include utilities, maintenance, and personnel costs.

PAYGO A fiscal policy by which capital projects are funded with current revenue rather than long-term or bonded debt. In Carroll County, in addition to transfer to capital, other sources of current revenue are appropriated directly to the capital budget: property tax devoted to capital, local income tax devoted to capital, fund balance appropriation, bond interest and impact fees.

PROGRAM OPEN SPACE A State program that helps finance investment in park facilities and land.

RESERVE FOR CONTINGENCIES Funds budgeted to provide for unforeseen expenses or emergencies that arise during the fiscal year.

REVENUES Monies received by the County to support its budget and enable the employees to provide service needed by the public. Property taxes, building permits and receipts from State and Federal sources are examples. By law, revenues must meet or exceed appropriations.

SBR Sequential batch reactors are a type of sludge process for the treatment of wastewater.

INDEX

Index

Agricultural Land Preservation.....	71
Airport Summary Page	159
Airport Title Page	157
Appointed Officials.....	4
Babylon Road over Silver Run	96
Bark Hill Park Improvements	113
Bear Branch Nature Center Roof Replacement	114
Bear Run Road over Bear Branch.....	97
Bennett Cerf Bridge Replacement	115
Bixlers Church Road over Big Pipe Creek	98
Board of County Commissioners Title Page	1
Board of County Commissioners.....	3
Bridge Inspection and Inventory.....	99
Bridge Maintenance and Structural Repairs	100
Bridges Comparison.....	10
Bridges Summary Page.....	95
Bridges Title Page.....	93
Budget Summary Title Page	31
Capital Budget Summary Title Page.....	17
Capital Fund Appropriations – Charts	27
Capital Fund Appropriations – Graph.....	26
Capital Fund Revenues – Charts.....	23
Capital Fund Revenues – Graph	22
Career and Technology Center	51
Carroll Community College Systemic Renovations.....	135
Cleaning and Painting of Existing Bridge Structural Steel.....	101
Community Investment Plan for Fiscal Year 18.....	29
Community Self-Help Projects	116
Comparison of Preliminary Recommended to Request Title Page	5
Conservation and Open Space Comparison.....	8
Conservation and Open Space Summary Page.....	70
Conservation and Open Space Title Page.....	67
County Building Access System Replacements/Additions	136
County Building Systemic Renovations	137
County Technology.....	138
Courthouse Facility Improvements for MDEC.....	139
Culture and Recreation Comparison.....	11
Culture and Recreation Overview.....	111
Culture and Recreation Summary Page	112
Culture and Recreation Title Page	109
Deer Park Phase II	117
Design Manual Update	84
Double Pipe Creek Boat Ramp.....	118
Emergency Communications Equipment	140
Emergency Services Pagers	141

Enterprise Fund – Utilities	15
Enterprise Funds – Airport, Fiber Network and Solid Waste	14
Enterprise Funds FY 18 Schedule of Reappropriations.....	156
Enterprise Funds FY 18 – FY 23 Community Investment Plan	152
Enterprise Funds Overview Page.....	151
Enterprise Funds Title Page	149
Environmental Compliance	72
Equipment Replacement	164
Farm Museum Building Restorations	142
Fiber Network Summary Page.....	163
Fiber Network Title Page.....	161
Fleet Lift Replacements	143
Freedom District Relief Sewer No. 10 (Sykesville Interceptor)	172
Freedom Sewer Rehabilitation.....	173
Freedom Wells and Connections	175
Freedom WTP Membrane Replacement.....	174
FY 16 – FY 18 17 Capital Fund Appropriations Expanded	25
FY 16 – FY 18 All Funds Appropriations Summary.....	20
FY 16 – FY 18 All Funds Revenue Summary	19
FY 16 – FY 18 Capital Fund Appropriations	24
FY 16 – FY 18 Capital Fund Revenues	21
FY 17 – FY 23 Community Investment Plan	33
FY 18 Schedule of Reappropriations	28
FY 2017 Capital Improvement Program Budget Request	44
FY 2018 – 2022 Capital Improvement Program Plan	45
Gaither Road over South Branch Patapsco River	102
General Government Comparison	12
General Government Overview Page	133
General Government Summary Page.....	134
General Government Title Page.....	131
Gillis Falls Trail I.....	119
Glossary Title Page	197
Glossary	199
Gravity Sewer Main – Houcksville Rd to Treatment Plant	176
Grounds and Maintenance Equipment.....	160
Hampstead Sewer Rehabilitation.....	177
Hampstead WWTP Effluent Line	178
Hawks Hill Road over Little Pipe Creek Tributary	103
High School Science Room Renovations	52
Highway Safety Improvements.....	85
Hollingsworth Road over Unnamed Tributary	104
Hughes Shop Road over Bear Branch	105
HVAC Improvements and Replacements.....	53
HVAC System Replacement – East Middle	54
HVAC System Replacement - Sandymount Elementary.....	55
Hydrant Replacements	179
Index Title Page	201
Index	203
Infrastructure Studies	144

Krimgold Park Phase II.....	120
Large Load Drop-Off Area.....	168
Library Technology.....	145
Market Street Extended.....	86
McKinstry's Mill Road over Sams Creek.....	106
Overview of Conservation and Open Space.....	69
Overview of Public Works.....	79
Park Restoration.....	122
Parking Lot Overlays.....	146
Parkland Acquisition.....	121
Patapsco Valley Pump Station Upgrade.....	180
Pavement Management Program.....	87
Pavement Preservation.....	88
Paving.....	56
Pleasant Valley WWTP Rehabilitation.....	181
Public Safety Training Center.....	147
Public Schools Comparison.....	7
Public Schools Overview.....	43
Public Schools Summary Page.....	50
Public Schools Title Page.....	41
Public Works Title Page.....	77
Ramp and Sidewalk Upgrades.....	89
Recreation and Parks Unallocated.....	123
Relocatable Classroom Removal.....	57
Roads Comparison.....	9
Roads Summary Page.....	83
Roads Title Page.....	81
Roof Repairs.....	58
Roof Replacement – Carrolltowne Elementary.....	59
Roof Replacement – Elmer Wolfe Elementary.....	60
Roof Replacement - Robert Moton Elementary.....	61
Roof Replacement – Runnymede Elementary.....	62
Roof Replacement.....	63
Runnymede SBR Rehabilitation.....	182
Sewer Manhole Rehabilitation.....	183
Sewer Pipe Repair and Replacement.....	184
Small Drainage Structures.....	90
Solid Waste Summary Page.....	167
Solid Waste Title Page.....	165
South Carroll High WWTP Rehabilitation.....	185
Specifications and Design Manual Update.....	186
Sports Complex Lighting.....	124
Sports Complex Overlay.....	125
Standby Generator Replacement.....	187
Stone Chapel Road over Little Pipe Creek.....	107
Storm Drain Rehabilitation.....	91
Stormwater Facility Renovation.....	73
Sykesville Pump Station Replacement.....	188
Tank Painting, Repair, and Rehabilitation.....	189

Technology Improvement.....	64
Ten Year Facilities Master Plan.....	46
Tot Lot Replacement.....	126
Town Fund.....	127
Town of Sykesville Streetscape Water and Sewer Upgrades.....	190
Town of Sykesville Water and Sewer Upgrades.....	191
Transfer to Operating Budget for BOE Debt Service.....	65
Transportation/State Projects.....	92
Union Mills Building Renovations.....	128
Utilities Summary Page.....	171
Utilities Title Page.....	169
Water Main Loops.....	192
Water Main Valve Replacements.....	193
Water Meters.....	194
Water Resource Element Plan Update.....	74
Water Service Line Replacement.....	195
Water/Sewer Studies.....	196
Waters Edge Pump Station Rehabilitation.....	197
Watershed Assessment and Improvement (NPDES).....	75
Westminster High Electrical Equipment Replacement.....	66
Westminster Veterans Memorial Park Phase I.....	129
Winfield Pump Station Upgrade.....	198