

FY 17 - FY 19 All Funds Revenue Summary

Revenue Source	Fiscal Year			\$ Change FY 18 to FY 19
	2017 Budget	2018 Budget	2019 Budget	
Capital Fund				
Local	\$46,221,735	\$60,850,930	\$52,531,915	(\$8,319,015)
State	9,569,365	8,140,530	13,196,931	5,056,401
Federal	0	1,520,000	329,000	(1,191,000)
Other	1,126,565	2,779,975	1,297,300	(1,482,675)
Total Capital Fund Sources	\$56,917,665	\$73,291,435	\$67,355,146	(\$5,936,289)
Airport Enterprise Fund				
Local-Enterprise Fund	\$25,000	\$38,020,000	\$20,000	(\$38,000,000)
Total Airport Enterprise Fund Sources	\$25,000	\$38,020,000	\$20,000	(\$38,000,000)
Fiber Enterprise Fund				
Local-Enterprise Fund	\$0	\$1,000,000	\$0	(\$1,000,000)
Total Fiber Enterprise Fund Sources	\$0	\$1,000,000	\$0	(\$1,000,000)
Solid Waste Enterprise Fund				
Local-Enterprise Fund	\$8,506	\$0	\$61,000	\$61,000
Total Solid Waste Enterprise Fund Sources	\$8,506	\$0	\$61,000	\$61,000
Septage Enterprise Fund				
Local-Enterprise Fund	\$0	\$1,000,000	\$0	(\$1,000,000)
Total Septage Enterprise Fund Sources	\$0	\$1,000,000	\$0	(\$1,000,000)
Utilities Enterprise Fund				
Local-Enterprise Fund	\$6,061,250	\$10,619,754	\$4,396,400	(\$6,223,354)
Total Utilities Enterprise Fund Sources	\$6,061,250	\$10,619,754	\$4,396,400	(\$6,223,354)
Total Revenues	\$63,012,421	\$123,931,189	\$71,832,546	(\$52,098,643)

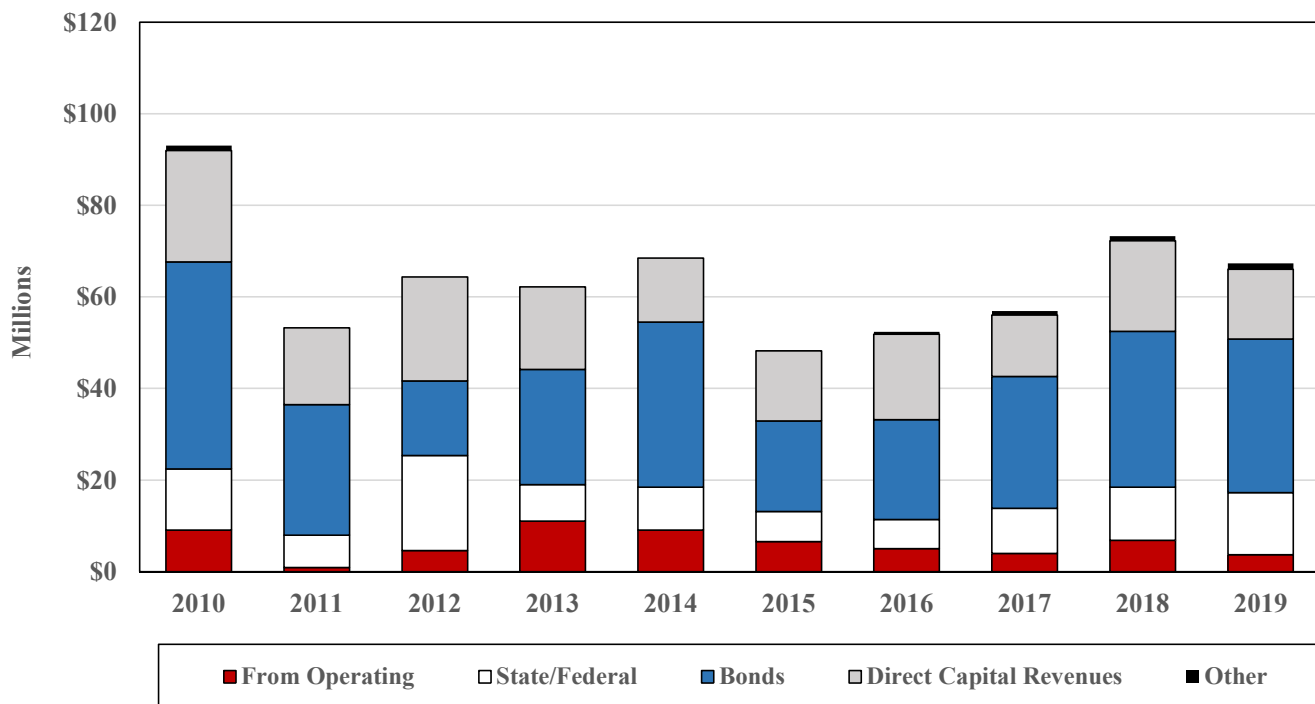
FY 17 - FY 19 All Funds Appropriations Summary

Appropriation Area	Fiscal Year			\$ Change FY 18 to FY 19
	2017 Budget	2018 Budget	2019 Budget	
Capital Fund	\$56,917,665	\$73,291,435	\$67,355,146	(\$5,936,289)
Airport Enterprise Fund	25,000	38,020,000	20,000	(38,000,000)
Fiber Enterprise Fund	0	1,000,000	0	(1,000,000)
Septage Enterprise Fund	0	1,000,000	0	(1,000,000)
Solid Waste Enterprise Fund	8,506	0	61,000	61,000
Utilities Enterprise Fund	6,061,250	10,619,754	4,396,400	(6,223,354)
Total Appropriations	\$63,012,421	\$123,931,189	\$71,832,546	(\$52,098,643)

FY 17 - FY 19 Capital Fund Revenues

Revenue Source	Fiscal Year			\$ Change FY 18 to FY 19
	2017 Budget	2018 Budget	2019 Budget	
Local				
Transfer from General Fund	\$2,977,556	\$6,087,130	\$3,043,396	(\$3,043,734)
Reallocated GF Transfer	1,035,053	760,000	687,734	(72,266)
Local Income Tax	12,413,410	12,885,900	11,943,876	(942,024)
Property Tax	806,500	2,986,500	3,108,600	122,100
Reallocated Property Tax	0	191,209	21,840	(169,369)
Bonds	28,620,904	29,000,284	32,722,942	3,722,658
Reallocated Bonds	177,642	5,049,907	863,527	(4,186,380)
Impact Fee - Parks	160,670	150,000	140,000	(10,000)
Reallocated Impact Fee - Parks	0	200,000	0	(200,000)
Public School Fund Balance	0	3,350,000	0	(3,350,000)
Enterprise Fund - Fiber	\$0	\$0	\$0	\$0
Utilities Maintenance Fee	\$0	\$0	\$0	\$0
LOCAL TOTAL	\$46,191,735	\$60,660,930	\$52,531,915	(\$8,129,015)
State				
State Highway Administration	\$176,000	\$176,000	\$176,000	\$0
Highway User Revenue	1,110,000	1,665,396	1,156,431	(508,965)
Reallocated Highway User Revenue	0	22,409	0	(22,409)
Program Open Space	726,365	382,600	864,200	481,600
Reallocated Program Open Space	0	854,000	0	(854,000)
Ag. Preservation (MALPF)	0	1,000,000	500,000	(500,000)
Ag Transfer Tax	30,000	190,000	300,000	110,000
State School Construction	7,557,000	3,853,000	6,989,300	3,136,300
MD Higher Education Commission	0	0	788,000	788,000
MD Library Development	0	187,125	1,423,000	1,235,875
State Miscellaneous Grants	255,565	1,750,000	1,000,000	(750,000)
STATE TOTAL	\$9,854,930	\$10,080,530	\$13,196,931	\$3,116,401
Federal				
Federal	\$0	\$0	\$52,000	\$52,000
Federal Highway/Bridge	0	1,520,000	277,000	(1,243,000)
FEDERAL TOTAL	\$0	\$1,520,000	\$329,000	(\$1,191,000)
Other				
Municipal	\$871,000	\$405,400	\$458,000	\$52,600
Private	0	624,575	839,300	214,725
OTHER TOTAL	\$871,000	\$1,029,975	\$1,297,300	\$267,325
TOTAL REVENUES	\$56,917,665	\$73,291,435	\$67,355,146	(\$5,936,289)

Capital Fund Revenues



This chart shows the capital budget by revenue source for FY 10 - 19.

From Operating includes current and prior year revenues from local sources transferred to the Capital Fund, including transfers from the General Fund and reallocated General Fund transfers.

State and Federal includes funds from sources such as the State School Construction Program, Program Open Space, Highway User Revenue, Rural Legacy Grants, State Agricultural Preservation (MALPF), and State Highway Administration.

Bonds includes new and reallocated general obligation bonds.

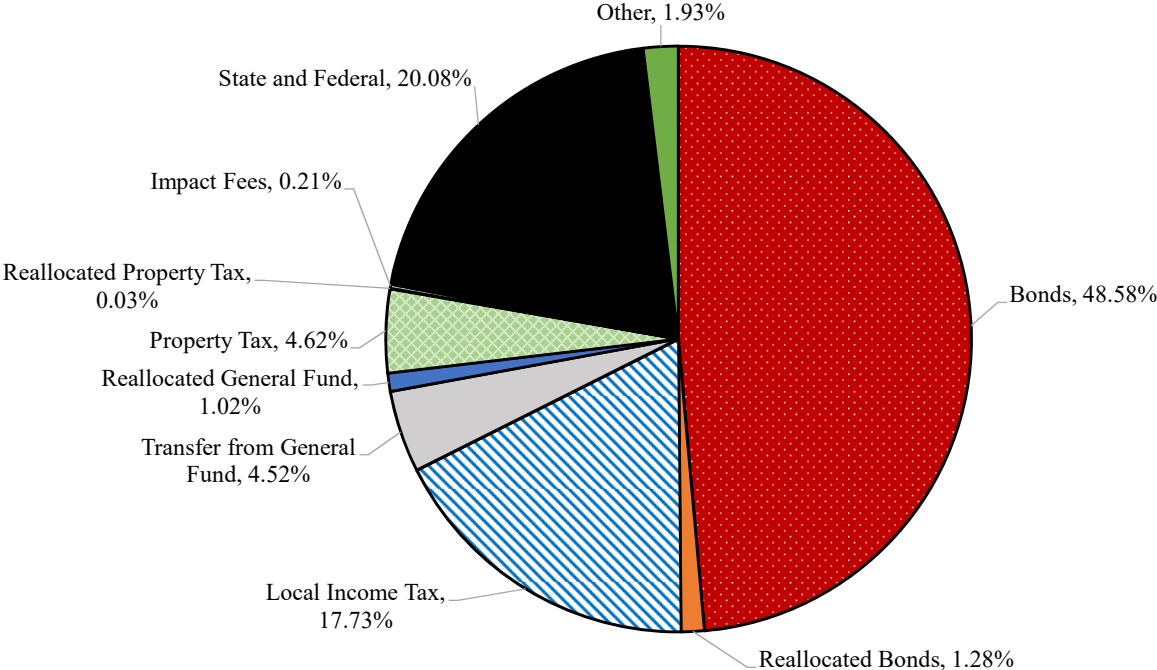
Direct Capital Revenues includes funds earmarked by the Commissioners for use in the Capital Fund. These revenues are appropriated directly to the Capital Fund rather than being transferred from the General Fund. While generally 9.09%, in FY 19, 8.09% of Local Income Tax collected is appropriated for school construction. Approximately 2.25% of Real Property Tax is dedicated to agricultural preservation.

Other includes revenues such as grants, developer contributions, private, municipal, and community contributions.

Capital Fund Revenues

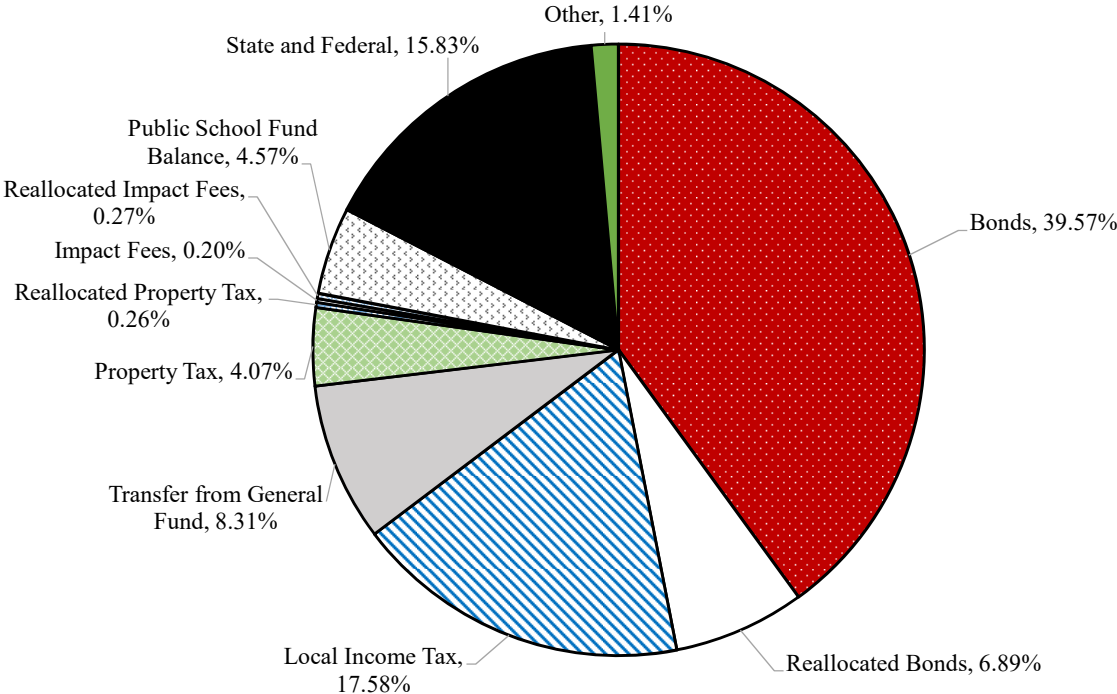
Fiscal Year 2019 Budget

\$67,355,146



Fiscal Year 2018 Budget

\$73,291,435



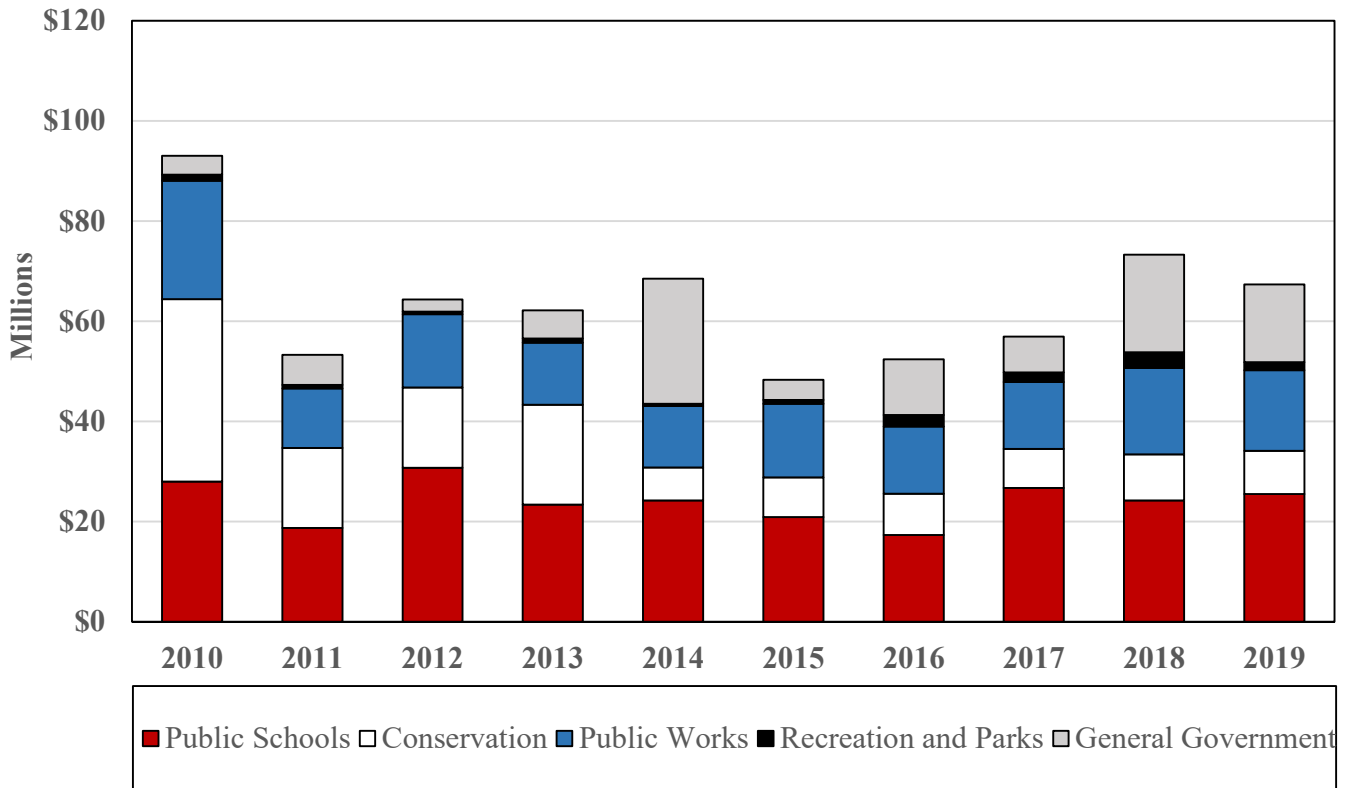
FY 17 - FY 19 Capital Funds Appropriations

Appropriation Area	Fiscal Year			\$ Change FY 18 to FY 19
	2017 Budget	2018 Budget	2019 Budget	
Public Schools	\$26,722,465	\$24,203,900	\$25,530,876	\$1,326,976
Conservation and Open Space	7,765,708	9,219,500	8,586,600	(\$632,900)
Public Works	13,393,456	17,272,405	16,141,000	(\$1,131,405)
Recreation and Parks	1,891,400	3,146,430	1,603,670	(\$1,542,760)
General Government	7,144,636	19,449,200	15,493,000	(\$3,956,200)
Total Appropriations	\$56,917,665	\$73,291,435	\$67,355,146	(\$5,936,289)

FY 17 - FY 19 Capital Appropriations

Appropriation Area	Fiscal Year			\$ Change FY 18 to FY 19
	2017 Budget	2018 Budget	2019 Budget	
<u>Public Schools</u>	\$26,722,465	\$24,203,900	\$25,530,876	\$1,326,976
<u>Conservation and Open Space</u>	\$7,765,708	\$9,219,500	\$8,586,600	(\$632,900)
<u>Public Works</u>				
Roads	\$13,102,256	\$15,047,805	\$14,732,000	(\$315,805)
Bridges	291,200	2,224,600	1,409,000	(815,600)
Public Works Total	\$13,393,456	\$17,272,405	\$16,141,000	(\$1,131,405)
<u>Recreation and Parks</u>	\$1,891,400	\$3,146,430	\$1,603,670	(\$1,542,760)
<u>General Government</u>				
County Facilities	\$2,145,236	\$12,547,200	\$8,655,000	(\$3,892,200)
Criminal Justice/Public Safety	4,499,400	4,628,000	2,075,000	(2,553,000)
Farm Museum	0	1,450,000	0	(1,450,000)
Carroll Community College	100,000	350,000	1,863,000	1,513,000
Libraries/Senior Centers	400,000	474,000	2,900,000	2,426,000
General Government Total	\$7,144,636	\$19,449,200	\$15,493,000	(\$3,956,200)
Total Appropriations	\$56,917,665	\$73,291,435	\$67,355,146	(\$5,936,289)

Capital Fund Appropriations



This chart shows appropriations to the five principal groupings in the Capital Budget for FY 10 - 19.

Public Schools includes school construction, renovation, and modernization projects.

Conservation includes agricultural preservation and easement programs, NPDES compliance projects, water development, and acquisition of property for other County uses, which may include future roadway easements and public facilities.

Public Works includes projects for the maintenance and construction of roads and bridges.

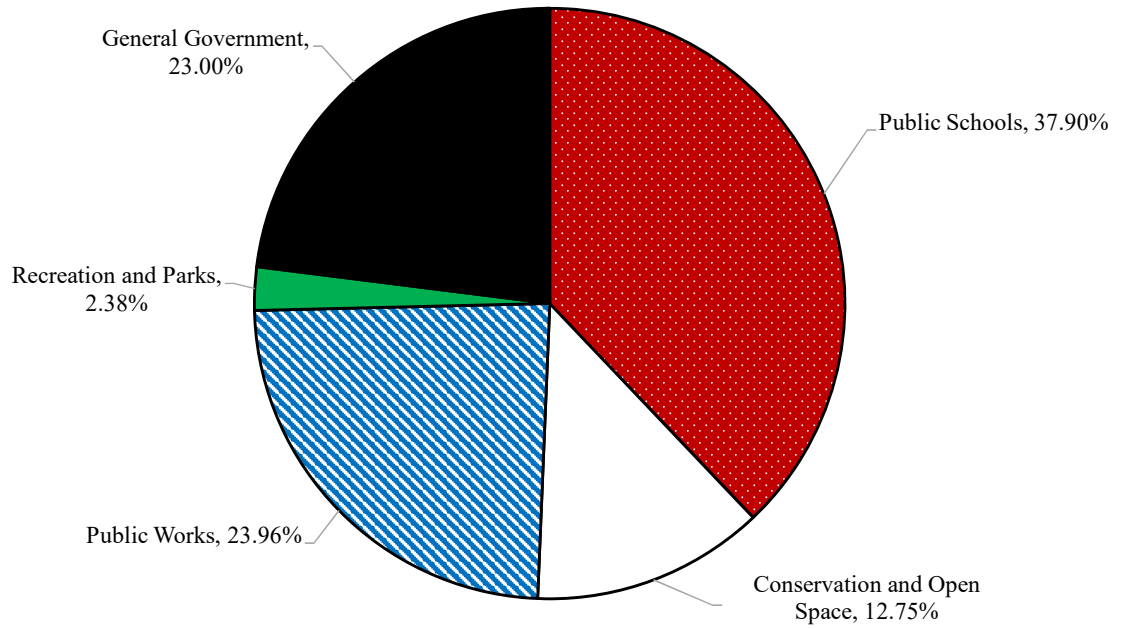
Recreation and Parks includes the purchase of land for parks, development of parks, ballfields, trails, Self-Help projects, park restoration, and Union Mills Homestead.

General Government includes Public Safety 911, Carroll Community College, Carroll County Public Library, Sheriff's Office, State's Attorney, Technology Services, Senior Centers, Farm Museum, and other County facilities.

Capital Fund Appropriations

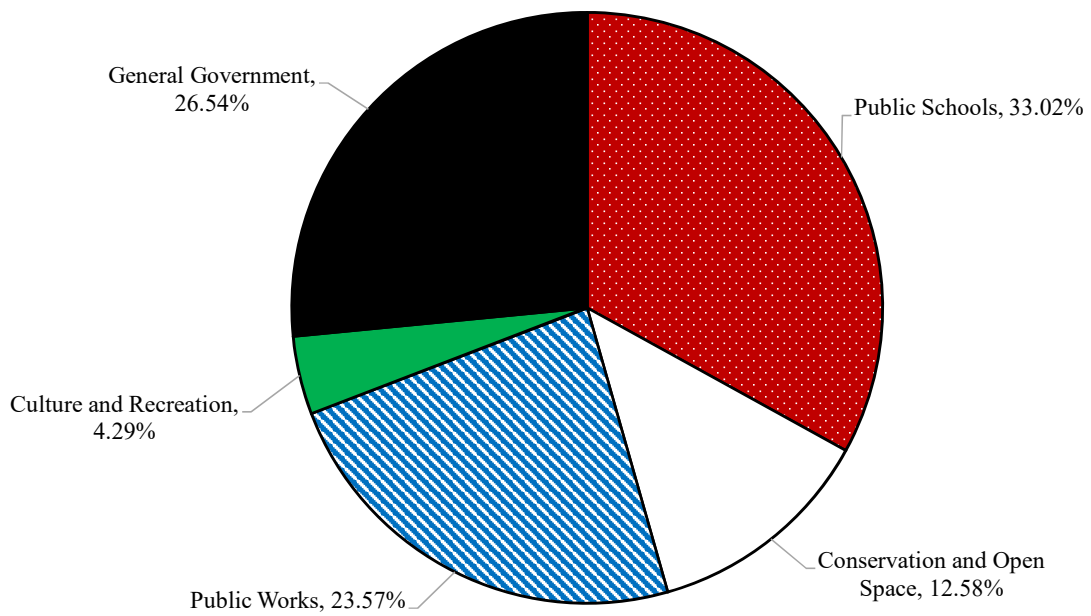
Fiscal Year 2019 Budget

\$67,355,146



Fiscal Year 2018 Budget

\$73,291,435



Community Investment Plan - Schedule of Reappropriations
Fiscal Year 2019

Reappropriations may occur when there are unspent budgeted funds from a completed or cancelled project or when there is an unallocated project that holds funds for future use.

Capital Fund

Project		Amount/Source		
From	To	Current	Bonds	Other
8504 Pavement Management Program 15	Pavement Management Program 19	\$644,575.04		
8585 Pavement Management Program 16	Pavement Management Program 19		\$578,538.85	
8585 Pavement Management Program 16	8729 Courthouse Improvements - MDEC	55,000.00		
8634 Stormwater Renovation FY 17	Stormwater Renovation FY 19		102,696.85	
8633 Mayeski Park Entrance Road Overlay	9139 Recreation and Parks Unallocated	10,000.00		
8516 CCC Security Cameras	9022 Public Safety Regional Water Supply		20,816.69	
8517 CCC Systemics	9022 Public Safety Regional Water Supply		5,000.00	
8517 CCC Systemics	Generator Replacement		120,000.00	
9418 ADA Accessibility	9022 Public Safety Regional Water Supply		36,477.59	
	Total	\$709,575.04	\$863,529.98	\$0.00

Community Investment Plan For Fiscal Year 2019

	Source of Funding				
	Total 2019	Other	Local Bonds	State	Federal and Other
PUBLIC SCHOOLS					
Career and Technology Center	\$700,000	\$0	\$700,000	\$0	\$0
High School Science Room Renovations	2,419,000	0	1,140,700	1,278,300	0
Electrical Equipment Replacement - Westminster High	2,000,000	0	820,000	1,180,000	0
HVAC System Replacement - Sandymount Elementary	4,715,000	0	1,999,000	2,716,000	0
HVAC System Replacement - Winfield Elementary	515,000	0	515,000	0	0
Paving	625,000	625,000	0	0	0
Relocatable Classroom Removal	175,000	175,000	0	0	0
Roof Replacement - Sandymount Elementary	1,502,000	0	660,000	842,000	0
Roof Replacement - Linton Springs Elementary	1,736,000	0	763,000	973,000	0
Technology Improvements	1,000,000	1,000,000	0	0	0
Transfer to Operating Budget for BOE Debt Service	10,143,876	10,143,876	0	0	0
PUBLIC SCHOOLS TOTAL	\$25,530,876	\$11,943,876	\$6,597,700	\$6,989,300	\$0
CONSERVATION AND OPEN SPACE					
Agriculture Land Preservation	\$5,241,600	\$3,108,600	\$1,333,000	\$800,000	\$0
Environmental Compliance	75,000	37,500	37,500	0	0
Stormwater Facility Renovation	370,000	0	370,000	0	0
Watershed Assessment and Improvement (NPDES)	2,900,000	0	2,442,000	0	458,000
CONSERVATION AND OPEN SPACE TOTAL	\$8,586,600	\$3,146,100	\$4,182,500	\$800,000	\$458,000
PUBLIC WORKS					
- ROADS -					
Highway Safety Improvements	\$30,000	\$0	\$0	\$30,000	\$0
Lucabaugh Mill/Sullivan/Lemmon Roads Roundabout	150,000	0	150,000	0	0
Market Street Extended	720,000	0	720,000	0	0
Pavement Management Program	12,210,000	800,000	11,234,000	176,000	0
Pavement Preservation	1,082,000	32,000	0	1,050,000	0
Ramp and Sidewalk Upgrades	75,000	0	75,000	0	0
Small Drainage Structures	165,000	0	165,000	0	0
Storm Drain Rehabilitation	165,000	0	88,569	76,431	0
Storm Drain Video Inspection	135,000	135,000	0	0	0
	\$14,732,000	\$967,000	\$12,432,569	\$1,332,431	\$0
- BRIDGES -					
Bear Run Road over Bear Branch	\$120,000	\$14,000	\$106,000	\$0	\$0
Bridge Inspection and Inventory	39,000	39,000	0	0	0
Bridge Maintenance and Structural Repair	68,000	68,000	0	0	0
Cleaning and Painting of Existing Bridge Structural Steel	317,000	40,000	0	0	277,000
Hollingsworth Road over Unnamed Tributary	865,000	0	865,000	0	0
	1,409,000	161,000	971,000	0	277,000
PUBLIC WORKS TOTAL	\$16,141,000	\$1,128,000	\$13,403,569	\$1,332,431	\$277,000
RECREATION AND PARKS					
Bennett Cerf Bridge Replacement	\$205,000	\$20,500	\$0	\$184,500	\$0
Community Self-Help Projects	78,000	78,000	0	0	0
Deer Park Phase II	250,000	95,000	0	155,000	0
Double Pipe Creek Boat Ramp	32,000	0	0	32,000	0
Freedom Park Play Area Surfacing	75,000	7,500	0	67,500	0
Northwest Trail Acquisition	200,000	0	0	200,000	0
Park Restoration	167,000	167,000	0	0	0
Recreation and Parks Unallocated	10,000	10,000	0	0	0
Tot Lot Replacement	78,000	7,800	0	70,200	0
Town Fund	13,670	13,670	0	0	0
Trail Development	50,000	50,000	0	0	0
Union Mills Water Wheel, Shaft, and Flume Replacement	195,000	0	195,000	0	0
Westminster Veterans Memorial Park Phase I	250,000	95,000	0	155,000	0
RECREATION AND PARKS TOTAL	\$1,603,670	\$544,470	\$195,000	\$864,200	\$0
GENERAL GOVERNMENT					
Carroll Community College Systemic Renovations	\$1,513,000	\$0	\$725,000	\$788,000	\$0
Carroll Community College Technology	350,000	350,000	0	0	0
County Building Access System Replacements/Additions	280,000	280,000	0	0	0
County Building Systemic Renovations	750,000	0	750,000	0	0
County Technology	1,200,000	1,200,000	0	0	0
Countywide Transportation Master Plan	65,000	13,000	0	0	52,000
Courthouse Facility Improvements for MDEC	60,000	60,000	0	0	0
Generator Replacement	120,000	0	120,000	0	0
Infrastructure Studies	30,000	30,000	0	0	0
Library Technology	100,000	100,000	0	0	0
Parking Lot Overlays	150,000	150,000	0	0	0
Public Safety Regional Water Supply	75,000	0	75,000	0	0
Public Safety Training Center	2,000,000	0	1,000,000	1,000,000	0
Westminster Library Basement Improvements	2,800,000	0	537,700	1,423,000	839,300
Winchester Building Renovation	6,000,000	0	6,000,000	0	0
GENERAL GOVERNMENT TOTAL	\$15,493,000	\$2,183,000	\$9,207,700	\$3,211,000	\$891,300
GRAND TOTAL	\$67,355,146	\$18,945,446	\$33,586,469	\$13,196,931	\$1,626,300