

FY 18 - FY 20 All Funds Revenue Summary

Revenue Source	Fiscal Year			\$ Change FY 19 to FY 20
	2018 Budget	2019 Budget	2020 Budget	
Capital Fund				
Local	\$60,850,930	\$79,268,362	\$51,187,577	(\$28,080,785)
State	8,140,530	15,064,730	13,876,281	(1,188,449)
Federal	1,520,000	329,000	331,500	2,500
Other	2,779,975	1,296,950	719,600	(577,350)
Total Capital Fund Sources	\$73,291,435	\$95,959,042	\$66,114,958	(\$29,844,084)
Airport Enterprise Fund				
Local-Enterprise Fund	\$38,020,000	\$20,000	\$17,500	(\$2,500)
Total Airport Enterprise Fund Sources	\$38,020,000	\$20,000	\$17,500	(\$2,500)
Fiber Enterprise Fund				
Local-Enterprise Fund	\$1,000,000	\$0	\$0	\$0
Total Fiber Enterprise Fund Sources	\$1,000,000	\$0	\$0	\$0
Solid Waste Enterprise Fund				
Local-Enterprise Fund	\$0	\$61,000	\$538,000	\$477,000
Total Solid Waste Enterprise Fund Sources	\$0	\$61,000	\$538,000	\$477,000
Septage Enterprise Fund				
Local-Enterprise Fund	\$1,000,000	\$0	\$0	\$0
Total Septage Enterprise Fund Sources	\$1,000,000	\$0	\$0	\$0
Utilities Enterprise Fund				
Local-Enterprise Fund	\$10,619,754	\$4,725,400	\$5,441,300	\$715,900
Total Utilities Enterprise Fund Sources	\$10,619,754	\$4,725,400	\$5,441,300	\$715,900
Total Revenues	\$123,931,189	\$100,765,442	\$72,111,758	(\$28,653,684)

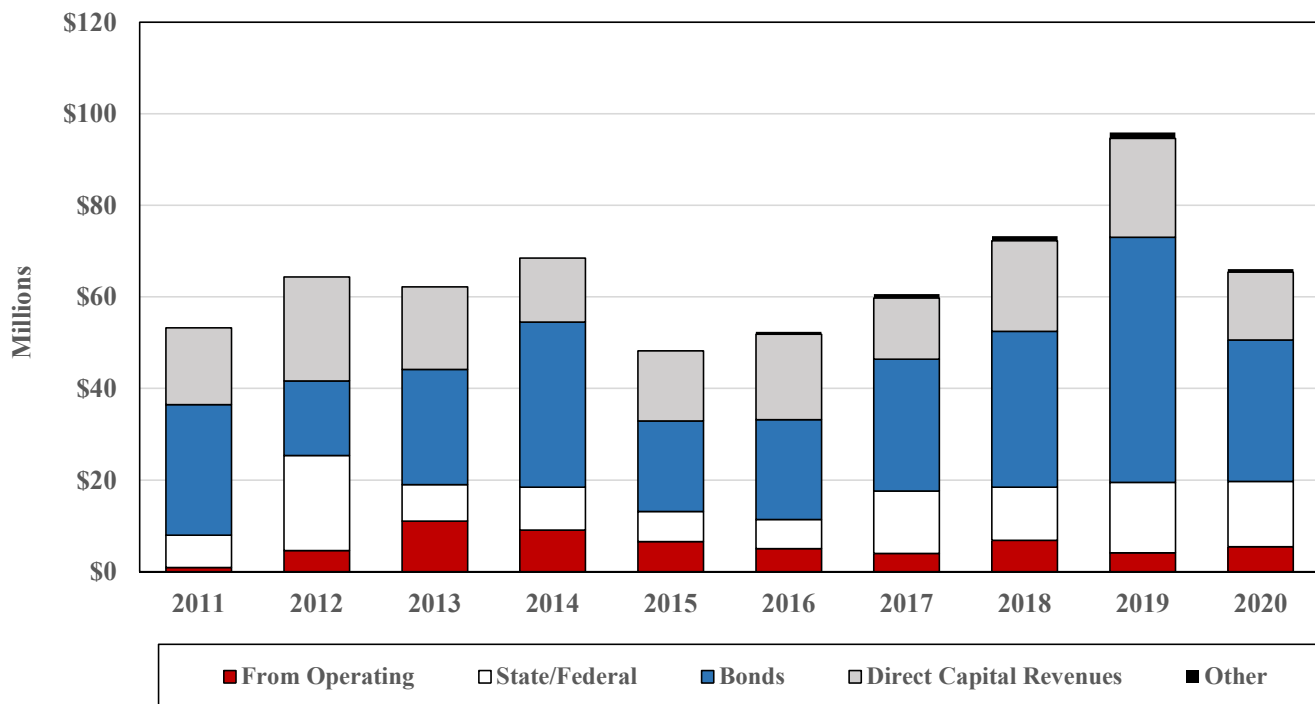
FY 18 - FY 20 All Funds Appropriations Summary

Appropriation Area	Fiscal Year			\$ Change FY 19 to FY 20
	2018 Budget	2019 Budget	2020 Budget	
Capital Fund	\$73,291,435	\$95,959,042	\$66,114,958	(\$29,844,084)
Airport Enterprise Fund	38,020,000	20,000	17,500	(2,500)
Fiber Enterprise Fund	1,000,000	0	0	0
Septage Enterprise Fund	1,000,000	0	0	0
Solid Waste Enterprise Fund	0	61,000	538,000	477,000
Utilities Enterprise Fund	10,619,754	4,725,400	5,441,300	715,900
Total Appropriations	\$123,931,189	\$100,765,442	\$72,111,758	(\$28,653,684)

FY 18 - FY 20 Capital Fund Revenues

Revenue Source	Fiscal Year			\$ Change FY 19 to FY 20
	2018 Budget	2019 Budget	2020 Budget	
Local				
Transfer from General Fund	\$6,087,130	\$3,253,998	\$4,757,196	\$1,503,198
Reallocated GF Transfer	760,000	861,200	739,266	(121,934)
Local Income Tax	12,885,900	12,155,690	12,080,720	(74,970)
Reallocated Local Income Tax	0	265,668	0	(265,668)
Property Tax	2,986,500	3,114,850	2,680,680	(434,170)
Reallocated Property Tax	191,209	1,893,541	0	(1,893,541)
Bonds	29,000,284	29,079,240	28,149,330	(929,910)
Reallocated Bonds	5,049,907	24,442,017	2,780,384	(21,661,633)
Bond Interest	0	62,158	0	(62,158)
Impact Fee - Parks	150,000	140,000	0	(140,000)
Reallocated Impact Fee - Parks	200,000	0	0	0
Public School Fund Balance	3,350,000	4,000,000	0	(4,000,000)
LOCAL TOTAL	\$60,660,930	\$79,268,362	\$51,187,577	(\$28,080,785)
State				
State Highway Administration	\$176,000	\$176,000	\$176,000	\$0
Highway User Revenue	1,665,396	2,373,630	2,548,431	174,801
Reallocated Highway User Revenue	22,409	0	0	0
Program Open Space	382,600	973,100	1,870,900	897,800
Reallocated Program Open Space	854,000	0	0	0
Ag. Preservation (MALPF)	1,000,000	500,000	500,000	0
Ag Transfer Tax	190,000	300,000	150,000	(150,000)
State School Construction	3,853,000	6,989,000	7,603,950	614,950
MD Higher Education Commission	0	2,753,000	227,000	(2,526,000)
MD Library Development	187,125	1,000,000	800,000	(200,000)
State Miscellaneous Grants	1,750,000	0	0	0
STATE TOTAL	\$10,080,530	\$15,064,730	\$13,876,281	(\$1,188,449)
Federal				
Federal	\$0	\$52,000	\$0	(\$52,000)
Federal Highway/Bridge	1,520,000	277,000	331,500	54,500
FEDERAL TOTAL	\$1,520,000	\$329,000	\$331,500	\$2,500
Other				
Municipal	\$405,400	\$458,000	\$223,600	(\$234,400)
Private	624,575	838,950	496,000	(342,950)
OTHER TOTAL	\$1,029,975	\$1,296,950	\$719,600	(\$577,350)
TOTAL REVENUES	\$73,291,435	\$95,959,042	\$66,114,958	(\$29,844,084)

Capital Fund Revenues



This chart shows the capital budget by revenue source for FY 11 - 20.

From Operating includes current and prior year revenues from local sources transferred to the Capital Fund, including transfers from the General Fund and reallocated General Fund transfers.

State and Federal includes funds from sources such as the State School Construction Program, Program Open Space, Highway User Revenue, State Agricultural Preservation (MALPF), and State Highway Administration.

Bonds includes new and reallocated general obligation bonds.

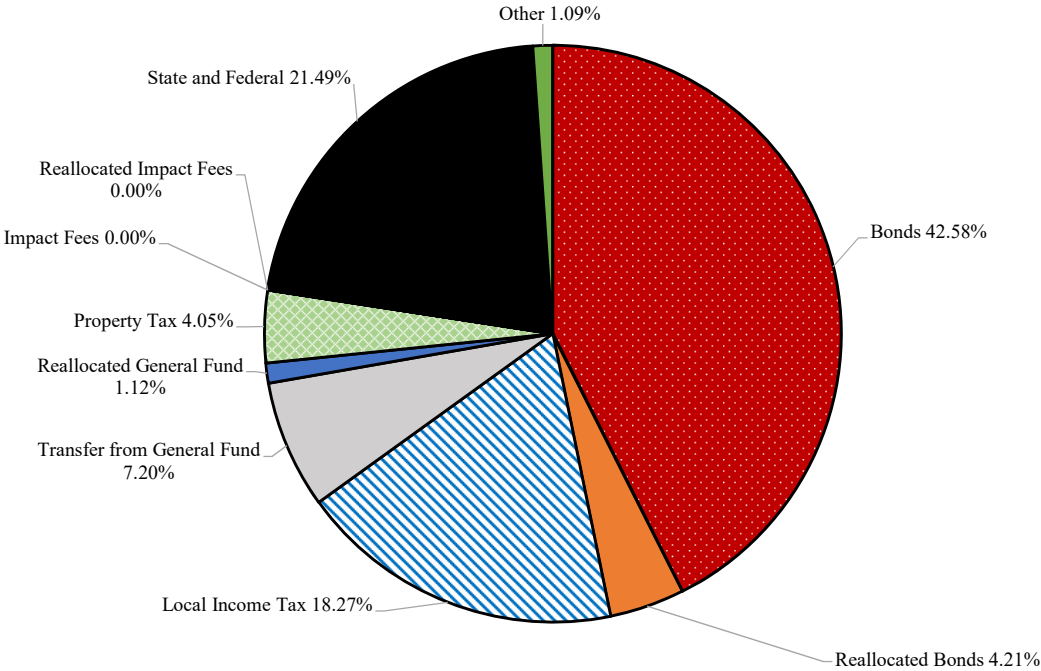
Direct Capital Revenues includes funds earmarked by the Commissioners for use in the Capital Fund. These revenues are appropriated directly to the Capital Fund rather than being transferred from the General Fund. 9.09% of Local Income Tax collected is appropriated for school construction. Approximately 2.25% of Real Property Tax is dedicated to agricultural preservation.

Other includes revenues such as grants, developer contributions, private, municipal, and community contributions.

Capital Fund Revenues

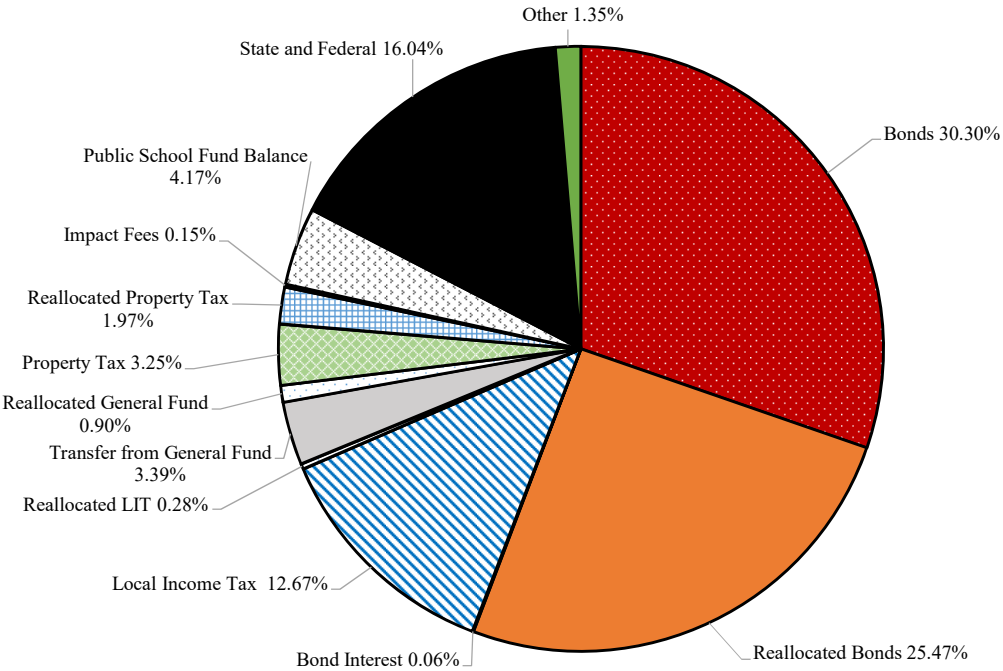
Fiscal Year 2020 Budget

\$66,114,958



Fiscal Year 2019 Budget

\$95,959,042



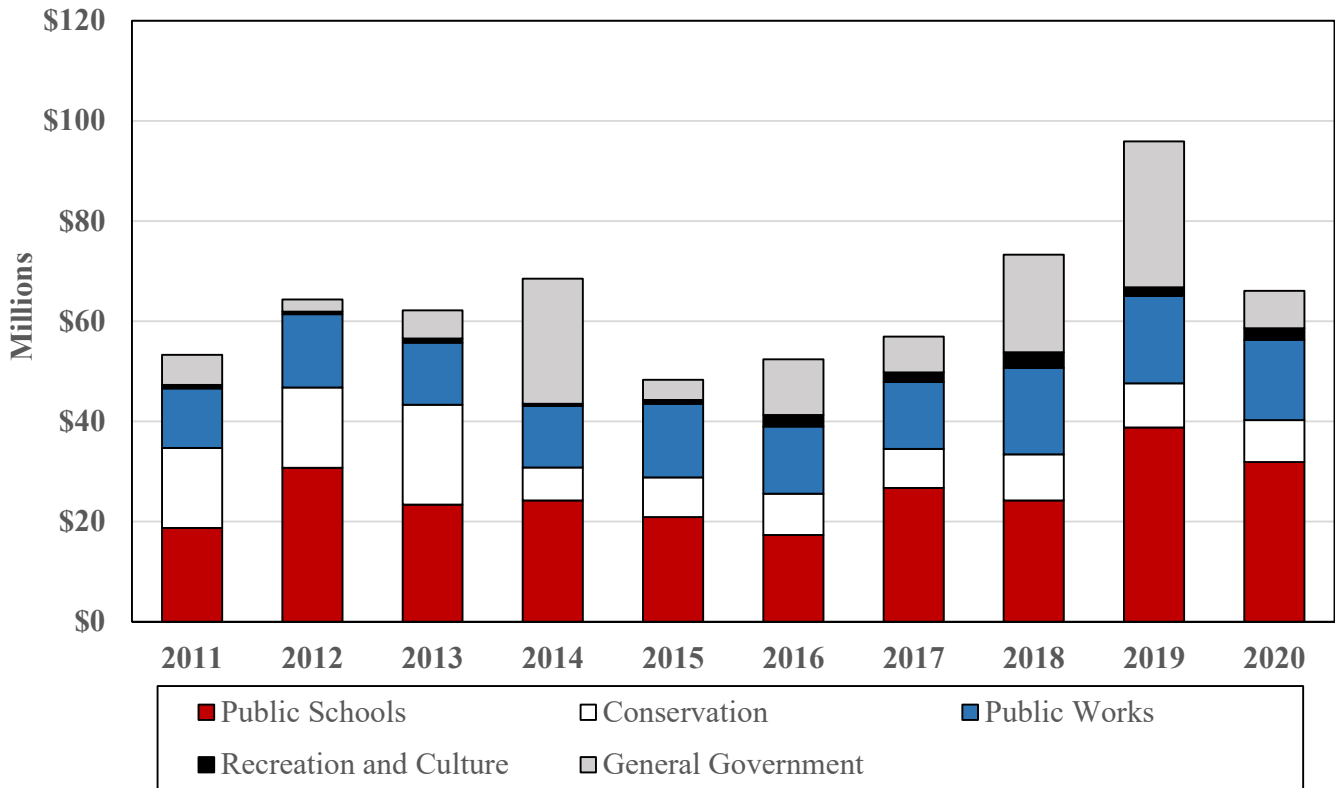
FY 18 - FY 20 Capital Fund Appropriations

Appropriation Area	Fiscal Year			\$ Change FY 19 to FY 20
	2018 Budget	2019 Budget	2020 Budget	
Public Schools	\$24,203,900	\$38,785,379	\$31,901,720	(\$6,883,659)
Conservation and Open Space	9,219,500	8,842,850	8,393,680	(449,170)
Public Works	17,272,405	17,420,494	16,000,500	(1,419,994)
Recreation and Parks	3,146,430	1,724,670	2,319,970	595,300
General Government	19,449,200	29,185,650	7,499,088	(21,686,562)
Total Appropriations	\$73,291,435	\$95,959,042	\$66,114,958	(\$29,844,084)

FY 18 - FY 20 Capital Fund Appropriations

Appropriation Area	Fiscal Year			\$ Change FY 19 to FY 20
	2018 Budget	2019 Budget	2020 Budget	
<u>Public Schools</u>	\$24,203,900	\$38,785,379	\$31,901,720	(\$6,883,659)
<u>Conservation and Open Space</u>	\$9,219,500	\$8,842,850	\$8,393,680	(\$449,170)
<u>Public Works</u>				
Roads	\$15,047,805	\$15,949,200	\$15,432,000	(\$517,200)
Bridges	2,224,600	1,471,294	568,500	(902,794)
Public Works Total	\$17,272,405	\$17,420,494	\$16,000,500	(\$1,419,994)
<u>Recreation and Parks</u>	\$3,146,430	\$1,724,670	\$2,319,970	\$595,300
<u>General Government</u>				
County Facilities	\$12,547,200	\$2,635,000	\$2,940,088	\$305,088
Criminal Justice/Public Safety	4,628,000	18,075,000	1,926,000	(16,149,000)
Farm Museum	1,450,000	0	0	0
Board of Elections	0	0	452,000	452,000
Carroll Community College	350,000	5,634,000	785,000	(4,849,000)
Libraries/Senior Centers	474,000	2,841,650	1,396,000	(1,445,650)
General Government Total	\$19,449,200	\$29,185,650	\$7,499,088	(\$21,686,562)
Total Appropriations	\$73,291,435	\$95,959,043	\$66,114,958	(\$29,844,085)

Capital Fund Appropriations



This chart shows appropriations to the five principal groupings in the Capital Budget for FY 11 - 20.

Public Schools includes school construction, renovation, and modernization projects.

Conservation includes agricultural preservation and easement programs, NPDES compliance projects, water development, and acquisition of property for other County uses, which may include future roadway easements and public facilities.

Public Works includes projects for the maintenance and construction of roads and bridges.

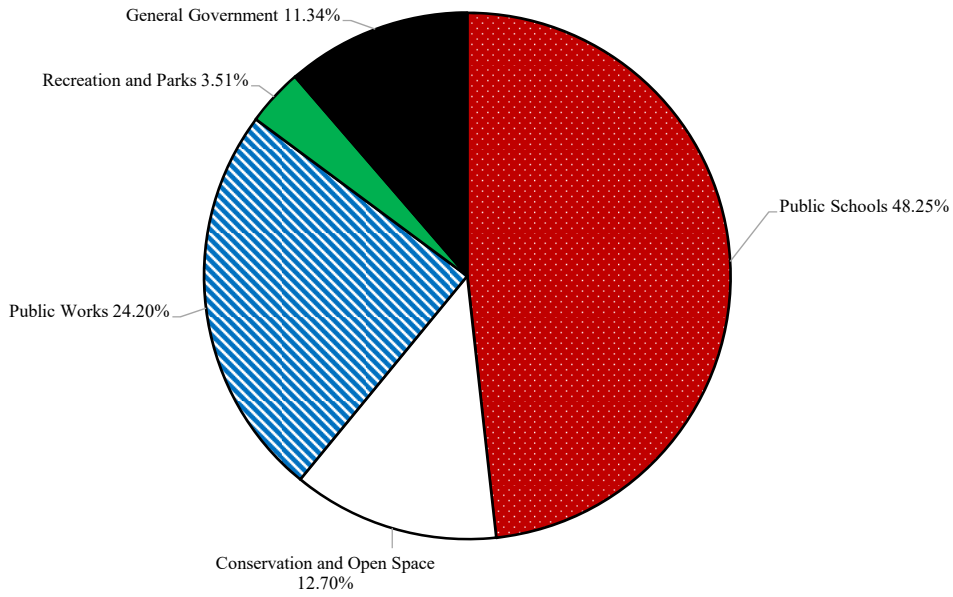
Recreation and Culture includes the purchase of land, development and restoration of parks, and preservation of Union Mills Homestead.

General Government includes Public Safety, Carroll Community College, Carroll County Public Library, State's Attorney's Office, Technology Services, Senior Centers, Farm Museum, Board of Elections, and other County facilities.

Capital Fund Appropriations

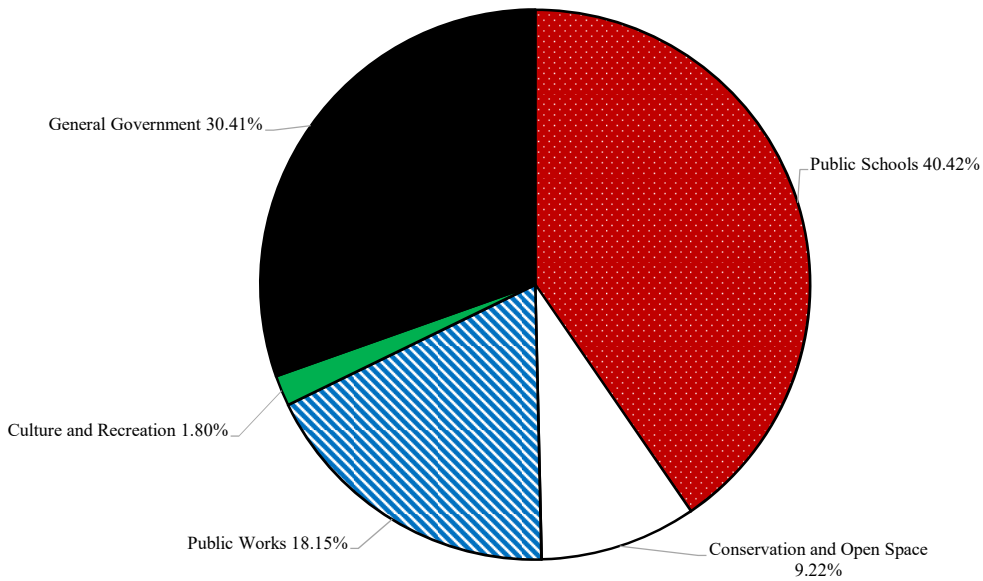
Fiscal Year 2020 Budget

\$66,114,958



Fiscal Year 2019 Budget

\$95,959,042



Community Investment Plan - Schedule of Reappropriations
Fiscal Year 2020

Reappropriations are a transfer of funds. They may occur when there are unspent budgeted funds from a completed or cancelled project, or when there is an unallocated project that holds funds for future use.

Capital Fund

Project		Source/Amount		
From	To	Current	Bonds	Other
8385 White Rock Road over Piney Run	8626 Ramp and Sidewalk Upgrades		60,264.83	
9674 Highway Safety Improvements	8506 Gorsuch Road Relocation			205,246.84
8476 Rohrbaugh Road	8322 Babylon Road over Silver Run		40,500.00	
8506 Gorsuch Road Relocation	Pavement Management 20		205,246.84	
8032 Silver Run Valley Road over Big Silver Run	Pavement Management 20		126,011.38	
8624 Pavement Management 17	9920 Watershed Assessment and Improvement (NPDES)	532,999.12		
8624 Pavement Management 17	Pavement Management 20		669,994.56	
8294 Water Development	8328 Environmental Compliance		85,000.00	
8294 Water Development	Pavement Management 20		157,263.42	
8294 Water Development	9920 Watershed Assessment and Improvement (NPDES)		82,736.58	
8717 Stormwater Renovations 18	Stormwater Renovations 20		92,465.80	
8766 Lucabaugh Mill Roundabout	8627 Storm Drain Rehabilitation		136,725.00	
8724 Sports Complex Overlay	Sports Complex Lighting	8,169.05		
8121 Leister Park	Sports Complex Lighting	23,010.00		
8631 DP&SM Resurfacing	Sports Complex Lighting	4,321.45		
9736 Town Fund	Sports Complex Lighting	29,799.50		
8412 County Phone Replacement	9921 Parking Lot Overlays	186.67		
8519 SIP ADA Restroom Addition	9921 Parking Lot Overlays	5,901.16		
9956 Fleet Lift Replacements	9954 County Building Systemic Renovations		22,925.74	
8729 MDEC	9954 County Building Systemic Renovations		200,000.00	
8737 NCHS BOE	9954 County Building Systemic Renovations		205,000.00	
8264 911 Radio System	Public Safety Emergency Communications Radios	117,174.89		
8777 Countywide Transportation Master Plan	Public Safety Emergency Communications Radios	13,000.00		
8735 CAD Records Management System	Public Safety Emergency Communications Radios	4,704.20		
8711 Sandymount Elementary HVAC	8762 Winfield Elementary HVAC		696,250.00	
Total		\$739,266.04	\$2,780,384.15	\$205,246.84

Community Investment Plan For Fiscal Year 2020

	Source of Funding				
	Total FY 20	Local		State	Federal and Other
		Other	Bonds		
PUBLIC SCHOOLS					
Career and Technology Center	\$2,493,000	\$0	\$2,493,000	\$0	\$0
High School Science Room Renovations	3,146,000	0	1,523,500	1,622,500	0
HVAC System Replacement - Spring Garden Elementary	3,175,000	0	3,175,000	0	0
HVAC System Replacement - Winfield Elementary	8,719,000	0	3,819,650	4,899,350	0
Paving	855,000	855,000	0	0	0
Roof Replacement - Cranberry Station Elementary	1,978,000	0	895,900	1,082,100	0
Technology Improvements	1,000,000	1,000,000	0	0	0
Transfer to Operating Budget for BOE Debt Service	10,225,720	10,225,720	0	0	0
Window Replacement - South Carroll High	155,000	0	155,000	0	0
Window Replacement - Westminster High	155,000	0	155,000	0	0
PUBLIC SCHOOLS TOTAL	\$31,901,720	\$12,080,720	\$12,217,050	\$7,603,950	\$0
CONSERVATION AND OPEN SPACE					
Agricultural Land Preservation	\$4,663,680	\$2,680,680	\$1,333,000	\$650,000	\$0
Environmental Compliance	160,000	37,500	122,500	0	0
Stormwater Facility Renovation	320,000	0	320,000	0	0
Watershed Assessment and Improvement (NPDES)	3,250,000	532,999	2,493,401	0	223,600
CONSERVATION AND OPEN SPACE TOTAL	\$8,393,680	\$3,251,179	\$4,268,901	\$650,000	\$223,600
PUBLIC WORKS					
- ROADS -					
Highway Safety Improvements	\$30,000	\$0	\$0	\$30,000	\$0
Market Street Extended	500,000	0	0	500,000	0
Pavement Management Program	12,660,000	238,306	11,841,263	580,431	0
Pavement Preservation	1,114,000	0	0	1,114,000	0
Ramp and Sidewalk Upgrades	78,000	0	78,000	0	0
Small Drainage Structures	500,000	0	0	500,000	0
Storm Drain Rehabilitation	215,000	0	215,000	0	0
Storm Drain Video Inspection	135,000	135,000	0	0	0
Transportation/State Projects	200,000	200,000	0	0	0
	\$15,432,000	\$573,306	\$12,134,263	\$2,724,431	\$0
- BRIDGES -					
Babylon Road over Silver Run	\$202,000	\$0	\$40,500	\$0	\$161,500
Bridge Inspection and Inventory	83,500	83,500	0	0	0
Bridge Maintenance and Structural Repair	71,000	71,000	0	0	0
Cleaning and Painting of Existing Bridge Structural Steel	212,000	42,000	0	0	170,000
	\$568,500	\$196,500	\$40,500	\$0	\$331,500
PUBLIC WORKS TOTAL	\$16,000,500	\$769,806	\$12,174,763	\$2,724,431	\$331,500
RECREATION AND PARKS					
Bear Branch Nature Center Roof Replacement	\$270,000	\$27,000	\$0	\$243,000	\$0
Community Self-Help Projects	80,000	80,000	0	0	0
Double Pipe Creek Boat Ramp	268,000	26,800	0	241,200	0
Land Acquisition	700,000	0	0	700,000	0
Park Restoration	171,000	171,000	0	0	0
Sports Complex Lighting	683,000	68,300	0	614,700	0
Tot Lot Replacement	80,000	8,000	0	72,000	0
Town Fund	17,970	17,970	0	0	0
Trail Development	50,000	50,000	0	0	0
RECREATION AND PARKS TOTAL	\$2,319,970	\$449,070	\$0	\$1,870,900	\$0
GENERAL GOVERNMENT					
Carroll Community College Systemic Renovations	\$435,000	\$0	\$208,000	\$227,000	\$0
Carroll Community College Technology	350,000	350,000	0	0	0
County Building Access System Replacements/Additions	280,000	280,000	0	0	0
County Building Systemic Renovations	750,000	0	750,000	0	0
County Technology	1,295,000	1,295,000	0	0	0
Elections Pollbooks and Printers	452,000	452,000	0	0	0
Facilities Asset Management and Work Order System	157,000	157,000	0	0	0
Generator Replacement	185,000	0	185,000	0	0
Infrastructure Studies	30,000	30,000	0	0	0
Library Technology	100,000	100,000	0	0	0
Parking Lot Overlays	243,088	243,088	0	0	0
Public Safety Emergency Communication Radios	800,000	800,000	0	0	0
Public Safety Regional Water Supply	126,000	0	126,000	0	0
Public Safety Training Center	1,000,000	0	1,000,000	0	0
Westminster Library - Exploration Commons	1,296,000	0	0	800,000	496,000
GENERAL GOVERNMENT TOTAL	\$7,499,088	\$3,707,088	\$2,269,000	\$1,027,000	\$496,000
GRAND TOTAL	\$66,114,958	\$20,257,863	\$30,929,714	\$13,876,281	\$1,051,100