

Carroll County, Maryland



Annual Comprehensive Financial Report

For the Year Ended
June 30, 2021

Carroll County Mission

It is the mission of Carroll County Government to protect the Constitutional Rights of our citizens, maintain excellent public safety, infrastructure, and education in a conservative and fiscally responsible manner, keeping Carroll County strong today and in the future.

Carroll County Government leads by example, respects the proper role of government, openly engages its citizens, and strives to preserve and protect the true American Spirit.

Annual Comprehensive Financial Report

For The Fiscal Year Ended
June 30, 2021

Department of the Comptroller
Carroll County, Maryland
Robert M. Burk, Comptroller





Introductory Section





INTRODUCTORY SECTION

Table of Contents 1
Letter of Transmittal 4
Certificate of Achievement for Excellence in Financial Reporting 10
Organizational Chart 11
Certain Elected and Appointed Officials 12

FINANCIAL SECTION

Independent Auditor’s Report 16
Management’s Discussion and Analysis (required supplementary information)..... 18

Basic Financial Statements

Government-Wide Financial Statements:

Statement of Net Position 32
Statement of Activities 33

Fund Financial Statements:

Governmental Funds Financial Statements:

Balance Sheet 35
Statement of Revenues, Expenditures, and Changes in Fund Balances 36
Reconciliation of the Statement of Revenues, Expenditures, and Changes in
Fund Balances of the Governmental Funds to the Statement of Activities 37
Statement of Revenues, Expenditures, and Changes in
Fund Balances - Budgetary Basis (Non-GAAP) General Fund 38
Statement of Revenues, Expenditures, and Changes in
Fund Balances - Budgetary Basis (Non-GAAP) Grant Fund 39

Proprietary Funds Financial Statements:

Statement of Net Position 40
Statement of Revenues, Expenses, and Changes in Fund Net Position 42
Statement of Cash Flows 43

Fiduciary Fund Financial Statements:

Statement of Fiduciary Net Position – Trust and Custodial Funds 45
Statement of Change in Fiduciary Net Position – Trust and Custodial Funds 46

Combining Government-Wide Financial Statements:

Combining Statement of Net Position – Component Units 47
Combining Statement of Activities – Component Units 48

Notes to Financial Statements 49

Required Supplementary Information

Schedule of Changes in the Net Pension Liability (NPL) and Related Ratios for the Carroll County Employee
Pension Plan 132
Schedule of Carroll County’s Contributions for the Carroll County Employee Pension Plan 133
Schedule of Investment Returns for the Carroll County Employee Pension Plan 134
Schedule of Changes in the Net Pension Liability (NPL) and Related Ratios for the Carroll County
Certified Law Officers Pension Plan 135
Schedule of Carroll County’s Contributions for the Carroll County Certified Law Officers Pension Plan 136
Schedule of Investment Returns for the Carroll County Certified Law Officers Pension Plan 137
Schedule of Changes in the Volunteer Firemen Pension Plan Liability and Related Ratios 138
Schedule of Carroll County’s Contributions for the Volunteer Firemen Pension Plan 139
Schedule of Investment Returns for the Volunteer Firemen Pension Plan 140
Schedule of Proportionate Share of the Net Pension Liability (NPL) and Schedule of Pension Plan Contributions
for the State of Maryland - Carroll County Elected / Appointed Officials Pension Plan 141
Schedule of Proportionate Share of the Net Pension Liability (NPL) and Schedule of Pension Plan Contributions
for the State of Maryland - Carroll County Soil Conservation District Pension Plan 142
Schedule of Changes in the Net OPEB Liability and Related Ratios for the Retiree Benefit Trust, Board of County
Commissioner of Carroll County, Maryland 143
Schedule of Carroll County’s Contributions for the Retiree Benefit Trust, Board of County
Commissioner of Carroll County, Maryland 144
Schedule of Investment Returns for the Retiree Benefit Trust, Board of County Commissioner of Carroll
County, Maryland 145

Supplementary Information

Schedule of Revenues, Expenditures and Changes in Fund Balances – Budgetary Basis (Non-GAAP)

 General Fund..... 147

 Combining Balance Sheet - Non-Major Governmental Funds 154

 Combining Statement of Revenues, Expenditures, and Changes in Fund Balances - Non-Major Governmental Funds .. 155

Schedule of Revenues, Expenditures, and Change in Fund Balance – Budgetary Basis (Non-GAAP)

 Hotel Rental Tax Fund..... 156

Schedule of Revenues, Expenditures, and Change in Fund Balance – Budgetary Basis (Non-GAAP)

 Watershed Protection and Restoration Fund 157

 Combining Statement of Net Position - Non-Major Enterprise Funds 158

 Combining Statement of Revenues, Expenses, and Changes in Fund Net Position - Non-Major Enterprise Funds 159

 Combining Statement of Cash Flows - Non-Major Enterprise Funds 160

 Combining Statement of Net Position - Internal Service Funds 161

 Combining Statement of Revenues, Expenses, and Changes in Fund Net Position - Internal Service Funds 162

 Combining Statement of Cash Flows - Internal Service Funds 163

 Combining Statement of Fiduciary Net Position – Trust Funds 164

 Combining Statement of Changes in Fiduciary Net Position – Trust Funds 165

 Statement of Changes in Assets and Liabilities – Custodial Funds 166

Schedule of Appropriations, Expenditures and Encumbrances - Budgetary Basis (Non-GAAP)

 Capital Projects Fund 167

Schedule of Long-Term Indebtedness – Schedule by Source 175

Schedule of Investments for Governmental Activities, Business Type Activities, and Trust Funds..... 177

STATISTICAL SECTION

Net Position by Component..... 182

Changes in Net Position 183

Fund Balances, Governmental Funds 186

Local Tax Revenues by Source, Governmental Funds 187

Statement of Revenues, Expenditures and Changes in Fund Balances - Governmental Funds..... 188

Statement of Expenditures, Governmental Funds - General Fund Expenditures..... 189

Assessed Valuation and Estimated Actual Value of Taxable Property..... 190

Real Property Tax Rates - Direct and Overlapping Governments 191

Principal Taxpayers 192

Property Tax Levies and Collections..... 193

Bureau of Utilities - Water and Sewer Rates 194

Ratios of Outstanding Debt by Type 195

Ratios of Bonded Debt Outstanding 196

Computation of Legal Debt Margin..... 197

Computation of Direct and Overlapping Debt..... 198

Demographic Statistics 199

Major Employers 200

Full-Time County Employees by Function / Program..... 201

Operating Indicators by Function / Program..... 202

Capital Asset Statistics by Function / Program..... 204

Bureau of Utilities - Revenue and Expenses..... 205

Solid Waste Fund - Revenue and Expenses..... 206

Airport Fund - Revenue and Expenses 207

Retired Members of the Carroll County Employee Pension Plan by Type of Benefit..... 208

Retired Members of the Carroll County Certified Law Officers Pension Plan by Type of Benefit 209

SINGLE AUDIT SECTION

Independent Auditor’s Report on Internal Control over Financial Reporting and on Compliance and Other
Matters Based on an Audit of Financial Statements Performed in Accordance with
Government Auditing Standards 212

Independent Auditor’s Report on Compliance for Each Major Program and on Internal Control over Compliance
Required by the Uniform Guidance 214

Schedule of Expenditures of Federal Awards 216

Notes to Schedule of Expenditures of Federal Awards 224

Schedule of Finding and Questioned Costs 225



Robert M. Burk
Comptroller
410-386-2085, fax 410-840-8932
MD Relay service 7-1-1/800-735-2258
email: rburk@carrollcountymd.gov



Department of the Comptroller
Carroll County Government
225 North Center Street
Westminster, Maryland 21157

December 15, 2021

The Board of County Commissioners and
The Citizens of Carroll County, Maryland

State law requires that all general-purpose local governments publish a complete set of audited financial statements within six months of the close of each fiscal year. Pursuant to that requirement, we hereby issue the annual comprehensive financial report of Carroll County, Maryland for the fiscal year ended June 30, 2021.

This report consists of management's representations concerning the finances of Carroll County. Consequently, management assumes full responsibility for the completeness and reliability of all the information presented in this report, based upon a comprehensive framework of internal control that it has established for this purpose. Because the cost of internal controls should not outweigh their benefits, Carroll County's comprehensive framework of internal controls has been designed to provide reasonable rather than absolute assurance that the financial statements will be free from material misstatement. As management, we assert that, to the best of our knowledge and belief, this financial report is complete and reliable in all material respects.

Carroll County's financial statements have been audited by CohnReznick LLP, a firm of licensed certified public accountants. The independent auditor concluded, based upon the audit, that there was a reasonable basis for rendering an unmodified opinion that Carroll County's financial statements for the fiscal year ended June 30, 2021, are fairly presented in conformity with Generally Accepted Accounting Principles ("GAAP"). The independent auditor's report is presented as the first component of the financial section of this report.

The independent audit of the financial statements of Carroll County was part of a broader, federally mandated "Single Audit" designed to meet the special needs of federal grantor agencies. The standards governing Single Audit engagements require the independent auditor to report not only on the fair presentation of the financial statements, but also on the audited government's internal controls and compliance with legal requirements, with special emphasis on internal controls and legal requirements involving the administration of federal awards.

Management's discussion and analysis ("MD&A") immediately follows the independent auditor's report and provides a narrative introduction, overview, and analysis of the basic financial statements. MD&A complements this letter of transmittal and should be read in conjunction with it.

Profile of the Government:

Carroll County was created pursuant to an Act of the General Assembly of the State of Maryland on January 19, 1837. Carroll County is situated in the north central part of Maryland lying south of the Pennsylvania state line, which is part of the historic Mason-Dixon line. It is bordered on the east by Baltimore County, on the south by Howard County and on the west by Frederick County. The County is 456 square miles in area and is approximately 27 miles both in length and width with a 2020 Census population of 173,586 and a population estimate of 174,563 as of September 2021. The County seat and largest city is Westminster. Carroll County is empowered to levy a property tax on both real and personal properties located within its boundaries. During the last three decades, the basic character of the County's land and residents has changed from predominantly rural to suburban and rural.

Carroll County has operated under the commissioner form of government since the County was formed by the State of Maryland legislature. The County is governed by an elected five-member Board of County Commissioners (the "Board"). The Board may only exercise such powers as are conferred upon it by the General Assembly of Maryland. The Board operates under the Code of Public Local Laws of Carroll County, 2013 Edition, as amended, being Article 7 of the Code of Public Local Laws of Maryland. Both the executive and legislative functions of the County are vested in the Board of

County Commissioners. The Board is responsible, among other things, for passing ordinances, adopting the budget, appointing committees, and appointing a County Administrator, a Clerk to the Board, and the directors of various departments. The County Administrator and Clerk to the Board are charged, generally, with the day-to-day management of the County. The board members serve four-year concurrent terms, limited to two consecutive terms by State law. The County is divided into five districts based on population. Each district elects a commissioner to represent their district.

Carroll County provides a full range of services including public safety (police, volunteer fire protection, emergency services and detention center), highways and streets, sanitation, planning and zoning, economic development, culture-recreation, education, a community college, libraries, judicial and general administrative services. The County also operates, in conjunction with the State, services related to general community health and human services. In addition, the County operates a water and wastewater utility, a solid waste operation, a septage treatment operation, an airport, a firearms facility (shooting range), and a fiber network as enterprise funds.

Carroll County is also financially accountable for a legally separate board of education, community college, library system, and economic development services to commercial enterprises, all of which are reported separately as component units within Carroll County's financial statements. Additional information on these legally separate entities can be found in Note 1 of the notes to the financial statements.

The annual budget serves as the foundation for Carroll County's financial planning and control. All agencies of the County are required to submit requests for appropriation to the Department of Management and Budget in December of each year. Management and Budget uses these requests as the starting point for developing a proposed budget. Management and Budget then presents this proposed budget to the Commissioners for review prior to April 30. The Commissioners are required to hold public hearings on the proposed budget and to adopt a final budget by no later than 30 days before the close of the County's current fiscal year. The appropriated budget is prepared by fund, function (e.g., general government), and department (e.g., planning). Department heads may make transfers of appropriations within a department. Transfers of appropriations between departments, however, require the approval of the Board. A budget-to-actual comparison is provided in this report for the individual governmental funds for which a legal appropriated annual budget has been adopted. The general fund comparison is presented on page 38 as part of the basic financial statements for the governmental funds. For all other governmental funds, including the general fund, with appropriated annual budgets, this comparison is presented in the Supplementary Information subsection of the report, which starts on page 147.

Local Economy:

Local indicators show the continued stability of Carroll County. The unemployment rate for Carroll County was at 4.3% in July 2021, compared to 5.7% nationally. This is a result of the ongoing COVID-19 pandemic. Carroll County still maintains a mix of manufacturing, industrial, and service businesses that when joined with the strong agribusiness, provides for a stable business climate. The top 10 employers in the County show this diversity as they include the County Government, County Board of Education, two hospitals, two retirement communities, two colleges, a warehouse and distribution business, and a manufacturer. Included in these employers are companies like Penguin Random House and Evapco.

In response to the ongoing COVID-19 pandemic, the Governor of the State of Maryland proclaimed a state of emergency and catastrophic health emergency within the State of Maryland on March 5, 2020 which was renewed several times. Since the initial proclamation, the Governor of Maryland has issued a series of executive orders, among other things, prohibiting large gatherings and events, requiring closure of nonessential and certain other businesses and authorizing emergency healthcare delivery. On March 30, 2020, the Governor of Maryland issued an executive order requiring Maryland residents to stay at home except for essential activities. On May 13, 2020, the Governor of Maryland issued an executive order lifting the stay-at-home order and allowing certain retail businesses to reopen at limited capacity and has subsequently issued a series of additional executive orders relating to the gradual reopening of certain businesses and facilities. As a result of these executive orders, many businesses and retail establishments in Maryland, including the County, have closed or materially reduced business activity. The state of emergency was lifted on June 15, 2021.

The County's principal source of revenue is local taxes, which constitute approximately 81.0% of total revenues for fiscal year 2021: approximately 40.2% from local property taxes and approximately 37.2% from local income taxes. See "COUNTY REVENUES - General" for a further discussion of the County's revenues and revenue sources. The County did not experience any material decline in income tax collection in fiscal year 2021 and while the County does not expect a significant decline in income tax collection in fiscal year 2022, there is no assurance that the County will not experience a decline and delay in income tax collected in the upcoming fiscal years, the extent to which the County cannot fully determine at this time. As a result of the COVID-19 pandemic, the County may experience an increase in expenses for emergency preparedness, public health, and personnel costs. In fiscal year 2020, the County received \$14,696,268 in COVID-19 relief money provided under the Coronavirus Relief Fund (CRF).

In May 2021, the County received \$16,359,428 of additional COVID-19 relief money provided under the Coronavirus State and Local Fiscal Recovery Fund (FRF).

The COVID-19 pandemic's long-term impact on the State and local economy and on County pension funding and contribution requirements resulting from reduced investment returns cannot be currently determined. Further, the ongoing COVID-19 pandemic may cause additional economic and health challenges that cannot be anticipated at this time.

The County has a labor force of approximately 94,268 as of July 2021, which was a decrease of 0.7% from last year.

Long-term Financial Planning:

Real Property Tax Rate:

The Real Property Tax Rate is set by the Commissioners annually during the adoption of the budget. For fiscal year 2021, the commissioners adopted a Real Property Tax Rate of \$1.018 per \$100 of assessed value, unchanged since fiscal year 2013.

Personal Property Tax Rate:

The Personal Property Tax Rate is also set annually by the Commissioners during adoption of the budget. For fiscal year 2021, the Commissioners adopted a Personal Property Tax Rate of \$2.515 per \$100 of assessed value, unchanged from the prior year.

Income Tax Rate:

Effective January 1, 2015, the income tax rate reduced from 3.04% to 3.03% of the State taxable income. For 2021, the rate remained at 3.03% of State taxable income.

Homestead Tax Credit:

The Homestead Tax Credit rate is set by the Commissioners and caps the amount taxes can increase on a primary residence at 5% a year. The credit equals the County's tax rate multiplied by the amount by which the current year's assessment on residential property exceeds 5% of the previous year's taxable assessment.

Stabilization Arrangement:

The County formally adopted an ordinance for the stabilization arrangement during fiscal year 2013. The arrangement requires the County to maintain at least 5% of the upcoming fiscal year adopted general fund budget in committed fund balance to be available to meet unforeseen emergency situations.

Operating Budget:

The County maintains a balanced six-year Operating Plan and a Community Investment Plan ("CIP") for expenditures built on projected revenues. The development of six-year plans requires the County to evaluate the impact of current decisions on the long-term financial position of the County.

Capital Projects:

The County Commissioners' six-year Community Investment Plan is focused on maintaining existing infrastructure. The current six-year program included \$36.1 million to continue the County's efforts in purchasing agriculture land preservation easements, \$21.6 million for watershed assessment and improvements, \$61.6 million to expand and renovate the Career and Technology Center, \$59.9 million for design and construction of East Middle School, and \$93.5 million to maintain roads throughout the County through the pavement management and pavement preservation projects.

The plan also includes a \$4.9 million project to replace the current cast iron water mains and clay sanitary sewer lines in the Freedom, Bark Hill, and Pleasant Valley Service Areas where Bureau of Utilities operates and maintains both the water and sewer. A funding program for water and sewer projects estimated to be needed to build-out has been put in place that would fund all needed projects through user assessments and connection fees and not require new debt financing.

The County has received an Airport Runway Extension project approval from the Federal Aviation Administration, which is expected to fund 90% of an anticipated total project cost of \$88.2 million. Additional funding will come from the Maryland Aviation Administration and County contributions. The project provides funding to extend the current 5,100 foot runway to 5,400 feet and widen and extend taxiways. The runway will be moved approximately 400 feet from its current location. This project, currently in the land acquisition phase, is expected to be completed in 2035.

Debt Administration:

The County plans long- and short-term debt issuance to finance its capital budget based on cash flow needs, sources of revenue, available financing instruments, trends in bond market structures, and trends in interest rates. The County finances its capital needs on a regular basis dictated by its capital spending pattern. A financial advisor firm and bond counsel assist in developing a bond issuance strategy, preparing bond documents, and marketing bonds to investors.

The County consolidates general County improvements into Consolidated Public Improvement bonds with a term of no longer than the estimated life of the assets for which they are used to purchase. Debt obligations are generally issued through a competitive sale. However, the County may use a negotiated sale process when it is most cost effective or when bids received through a competitive sale are unsatisfactory.

Financial Policies and Practices:

Debt Policy:

The debt policy sets forth comprehensive guidelines for the financing of capital expenditures. The policy provides parameters for issuing debt and managing outstanding debt. The policy provides guidance to decision makers regarding the timing and purpose for which debt may be issued, what types and amounts of debt are permissible, the method of sale that may be used and the debt structuring practices that may be used. The County recognizes that adherence to a debt policy helps ensure that it maintains a sound debt position and that credit quality is protected.

Investment Policy:

The County has a written investment policy and procedures manual that ensures that the investment program is strictly adhered to and the security of County investments are maximized. Cash held temporarily idle during the year by Carroll County, excluding component units, was invested in repurchase agreements, certificates of deposits, obligations of federal government agencies instrumentalities, the Maryland Local Government Investment Pool and a bank money rate savings account, all of which are fully collateralized by United States Government obligations for periods ranging from one day to 20 years. The County also has a delivered collateral policy and a master repurchase agreement as part of its overall investment program.

Major Initiatives:

The County continues to focus on maintaining essential services. As of June 30, 2021, 76,595 acres are under permanent easement in our Agricultural Land Preservation programs supporting agribusiness, maintaining open space and our rural heritage, and avoiding the costs of services and infrastructure to serve residential development.

Carroll County continues to maintain its highest triple-A rating from all three credit agencies. There was a credit rating assigned October 2020 for the fiscal year 2021 bond sale, which re-affirms our upgrade from October 2019 of the coveted and highest triple-A rating from all three credit agencies (Fitch AAA, Moody's Aaa, S&P AAA). All three had a comment of "outlook stable."

Pension and 401(k) Plans:

The Carroll County Employee Pension Plan, a defined benefit plan, was established by the County in 2004 and administered by the County to accumulate resources for pension benefit payments. The Carroll County Employee Pension Plan was amended October 1, 2009 to establish the Carroll County Certified Law Officers Pension Plan. It allows eligible law enforcement officers to receive a non-reduced pension after 25 years of service. Effective October 4, 2017, the County further amended the Carroll County Pension Plan for electing correctional officers. Effective October 1, 2009, the County amended the 401(k) Defined Contribution Plan and discontinued County contributions for employees that were hired July 1, 1985 or later and for those employees hired prior to July 1, 1985 who elected to participate in the Carroll County Pension Plan. Employees may still choose to voluntarily contribute to the plan. Administration of this plan is provided by the County, with recordkeeping services provided by the Lincoln Financial Group. Additional information on the plans can be found in Note 11 of the notes to the financial statements.

Awards and Acknowledgements:

The Government Finance Officers Association of the United States and Canada ("GFOA") awarded a Certificate of Achievement for Excellence in Financial Reporting to Carroll County for its annual comprehensive financial report ("ACFR") for the fiscal year ended June 30, 2020. Carroll County has received a Certificate of Achievement for the last 36 consecutive years (fiscal years 1985-2020). The Certificate of Achievement is a prestigious national award that recognizes conformance with the highest standards for preparation of state and local government financial reports. In order to be awarded a Certificate of Achievement, the County must publish an easily readable and efficiently organized annual comprehensive financial report. This report must satisfy both generally accepted accounting principles and applicable legal requirements.

A Certificate of Achievement is valid for a period of one year only. We believe our current annual comprehensive financial report continues to meet the Certificate of Achievement Program's requirements, and we are submitting it to the GFOA to determine its eligibility for another certificate.

The preparation of the annual comprehensive financial report on a timely basis was made possible by the dedicated service of the entire staff in the Department of the Comptroller and the cooperation of the entire organization. Each member of the department has my sincere appreciation for the contributions made in the preparation of this report. In closing, I would like to thank the County Commissioners for their continuing interest and support in planning and conducting the financial operations of the County in a responsible and progressive manner.

Respectfully submitted,

A handwritten signature in black ink that reads "Robert M. Burk". The signature is written in a cursive style with a large, prominent initial "R".

Robert M. Burk, CPA

Comptroller





Government Finance Officers Association

Certificate of
Achievement
for Excellence
in Financial
Reporting

Presented to

**Carroll County
Maryland**

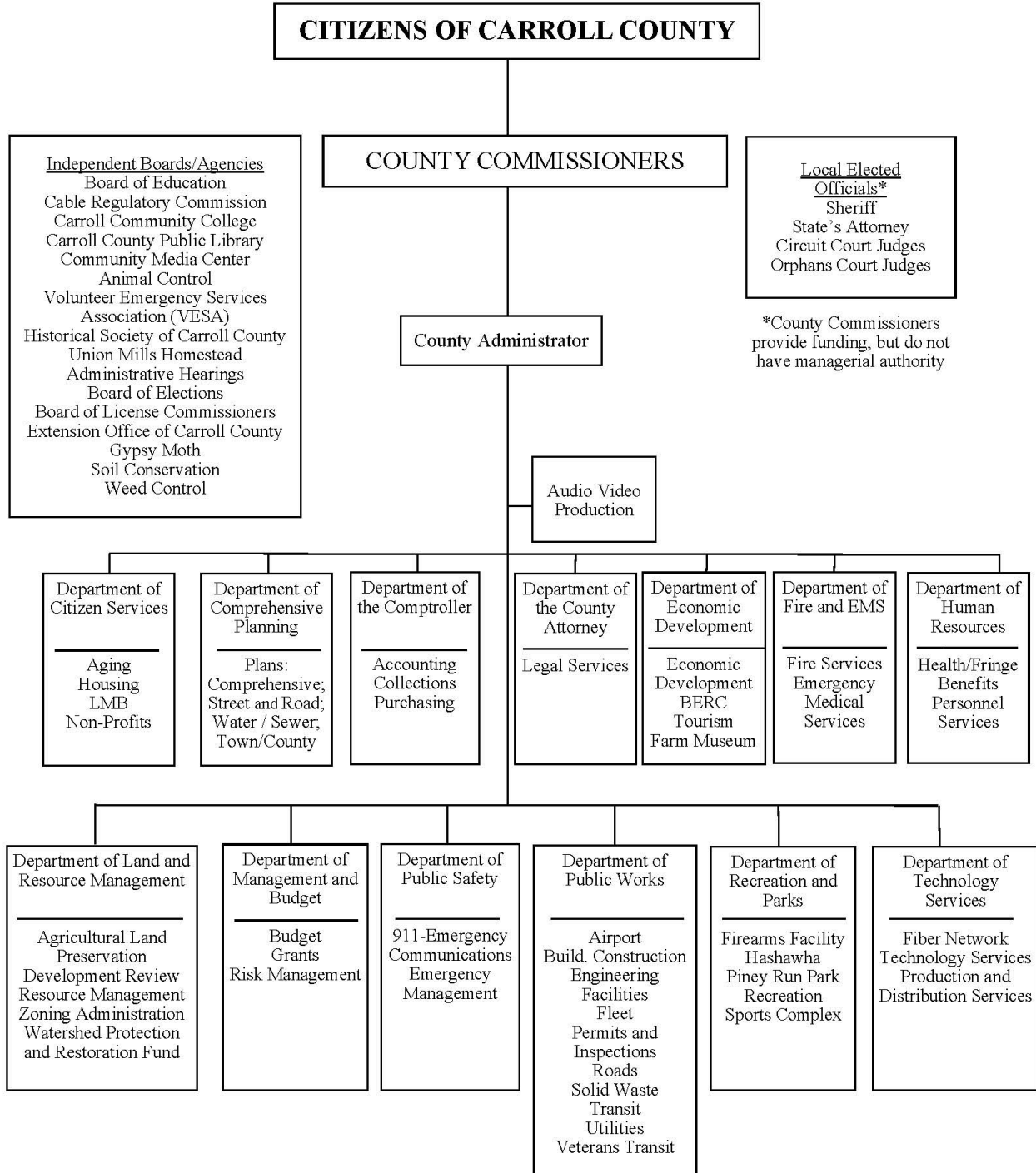
For its Comprehensive Annual
Financial Report
For the Fiscal Year Ended

June 30, 2020

Christopher P. Morill

Executive Director/CEO

CARROLL COUNTY GOVERNMENT



Carroll County, Maryland

225 North Center Street
Westminster, Maryland 21157
Telephone (410) 386-2400
Fax (410) 386-2485
carrollcountymd.gov

Appointed Officials

Roberta Windham, ESQ.
County Administrator
Vivian Daly
County Clerk, Acting
Robert M. Burk
Comptroller
Theodore Zaleski, III
Director of Management and Budget
Timothy C. Burke
County Attorney
Celene E. Steckel
Director of Citizen Services
Jeffrey D. Castonguay
Director of Public Works
Scott R. Campbell
Director of Public Safety
Michael W. Robinson
Director of Fire and EMS
Lynda D. Eisenberg
Director of Comprehensive Planning
Christopher Heyn
Director of Land and Resource Management
Jeff R. Degitz
Director of Recreation and Parks
Kimberly L. Frock
Director of Human Resources
Mark Ripper
Director of Technology Services
John Lyburn, Jr.
Director of Economic Development

Independent Auditors

CohnReznick, LLP
Baltimore, Maryland

Bond Counsel

McKennon Shelton & Henn, LLP
Baltimore, Maryland

Financial Advisor

Davenport & Company, LLC
Baltimore, Maryland

Board of County Commissioners

Edward C. Rothstein
President
District 5



C. Richard Weaver
Vice President
District 2



Stephen A. Wantz
District 1



C. Eric Bouchat
District 4



Dennis E. Frazier
District 3





Financial Section





Independent Auditor's Report

To the County Commissioners
Carroll County, Maryland

Report on the Financial Statements

We have audited the accompanying financial statements of the governmental activities, the business-type activities, the aggregate discretely presented component units, each major fund, and the aggregate remaining fund information of Carroll County, Maryland (the "County"), as of and for the year ended June 30, 2021, and the related notes to the financial statements, which collectively comprise the County's basic financial statements as listed in the table of contents.

Management's Responsibility for the Financial Statements

The County's management is responsible for the preparation and fair presentation of these financial statements in accordance with accounting principles generally accepted in the United States of America; this includes the design, implementation, and maintenance of internal control relevant to the preparation and fair presentation of financial statements that are free from material misstatement, whether due to fraud or error.

Auditor's Responsibility

Our responsibility is to express opinions on these financial statements based on our audit. We did not audit the financial statements of the Board of Education of Carroll County and Carroll Community College, which represent 94.9 percent, 60.6 percent, and 95.6 percent of the assets, net position, and revenues, respectively, of the aggregate discretely presented component units. Those statements were audited by other auditors whose report has been furnished to us, and our opinion, insofar as it relates to the amounts included for the Board of Education of Carroll County and Carroll Community College, is based solely on the report of the other auditors. We conducted our audit in accordance with auditing standards generally accepted in the United States of America and the standards applicable to financial audits contained in *Government Auditing Standards*, issued by the Comptroller General of the United States. Those standards require that we plan and perform the audit to obtain reasonable assurance about whether the financial statements are free from material misstatement.

An audit involves performing procedures to obtain audit evidence about the amounts and disclosures in the financial statements. The procedures selected depend on the auditor's judgment, including the assessment of the risks of material misstatement of the financial statements, whether due to fraud or error. In making those risk assessments, the auditor considers internal control relevant to the entity's preparation and fair presentation of the financial statements in order to design audit procedures that are appropriate in the circumstances, but not for the purpose of expressing an opinion on the effectiveness of the entity's internal control. Accordingly, we express no such opinion. An audit also includes evaluating the appropriateness of accounting policies used and the reasonableness of significant accounting estimates made by management, as well as evaluating the overall presentation of the financial statements.

We believe that the audit evidence we have obtained is sufficient and appropriate to provide a basis for our audit opinions.

Opinions

In our opinion, based on our audit and the report of the other auditors, the financial statements referred to above present fairly, in all material respects, the respective financial position of the governmental activities, the business-type activities, the aggregate discretely presented component units, each major fund, and the aggregate remaining fund information of Carroll County, Maryland, as of June 30, 2021, and the respective changes in financial position and, where applicable, cash flows thereof and the respective budgetary comparison for the general fund and grant fund for the year then ended in accordance with accounting principles generally accepted in the United States of America.

Other Matters

Required Supplementary Information

Accounting principles generally accepted in the United States of America require that the management's discussion and analysis on pages 18 - 29, and the required supplementary information on pages 132 - 145 as listed in the table of contents, be presented to supplement the basic financial statements. Such information, although not a part of the basic financial statements, is required by the Governmental Accounting Standards Board, who considers it to be an essential part of financial reporting for placing the basic financial statements in an appropriate operational, economic, or historical context. We have applied certain limited procedures to the required supplementary information in accordance with auditing standards generally accepted in the United States of America, which consisted of inquiries of management about the methods of preparing the information and comparing the information for consistency with management's responses to our inquiries, the basic financial statements, and other knowledge we obtained during our audit of the basic financial statements. We do not express an opinion or provide any assurance on the information because the limited procedures do not provide us with sufficient evidence to express an opinion or provide any assurance.

Other Information

Our audit was conducted for the purpose of forming opinions on the financial statements that collectively comprise Carroll County, Maryland's basic financial statements. The introductory section, supplementary information section and statistical section as listed in the table of contents, are presented for purposes of additional analysis and are not a required part of the basic financial statements. The schedule of expenditures of federal awards, as noted in the single audit section of the table of contents, is presented for purposes of additional analysis as required by Title 2 U.S. Code of Federal Regulations Part 200, Uniform Administrative Requirements, Cost Principles, and Audit Requirements for Federal Awards, and is also not a required part of the basic financial statements.

The schedule of expenditures of federal awards, and the supplementary information, as listed in the table of contents are the responsibility of management and were derived from and relate directly to the underlying accounting and other records used to prepare the basic financial statements. Such information has been subjected to the auditing procedures applied in the audit of the basic financial statements and certain additional procedures, including comparing and reconciling such information directly to the underlying accounting and other records used to prepare the basic financial statements or to the basic financial statements themselves, and other additional procedures in accordance with auditing standards generally accepted in the United States of America. In our opinion, the supplementary information and the schedule of expenditures of federal awards are fairly stated, in all material respects, in relation to the basic financial statements as a whole.

The introductory and statistical sections have not been subjected to the auditing procedures applied in the audit of the basic financial statements and, accordingly, we do not express an opinion or provide any assurance on them.

Other Reporting Required by Government Auditing Standards

In accordance with *Government Auditing Standards*, we have also issued our report dated December 13, 2021, on our consideration of Carroll County, Maryland's internal control over financial reporting and on our tests of its compliance with certain provisions of laws, regulations, contracts, and grant agreements and other matters. The purpose of that report is solely to describe the scope of our testing of internal control over financial reporting and compliance and the results of that testing, and not to provide an opinion on the effectiveness of Carroll County, Maryland's internal control over financial reporting or on compliance. That report is an integral part of an audit performed in accordance with *Government Auditing Standards* in considering Carroll County, Maryland's internal control over financial reporting and compliance.



Baltimore, Maryland
December 13, 2021

THE COUNTY COMMISSIONERS OF CARROLL COUNTY, MARYLAND
Management's Discussion and Analysis
For the Year Ended June 30, 2021

As management of Carroll County, MD we offer readers of Carroll County Government's financial statements this narrative overview and analysis of the financial activities of Carroll County Government for the fiscal year ended June 30, 2021. The objective of this overview and analysis is to assist readers in focusing on significant financial issues, provide an overview of the County's financial activity, identify changes in the County's financial position, identify any material deviations from the financial plan, and identify individual fund issues or concerns. We encourage readers to consider the information presented here in conjunction with the additional information that we have furnished in our letter of transmittal, which can be found on pages 4-8 of this report.

Financial Highlights

Government-wide:

- The assets and deferred outflows of resources of Carroll County exceeded its liabilities and deferred inflows of resources at the close of the fiscal year ended June 30, 2021 by \$403,135,492 (total net position), compared to \$303,569,792 at June 30, 2020. Of total net position at June 30, 2021, \$25,848,026 was restricted for specific purpose (restricted net position) in comparison to \$26,348,913 at June 30, 2020. The total net investment in capital assets was \$354,180,424 at June 30, 2021, compared to \$341,602,298 at June 30, 2020.
- The total net position increased by \$99,565,700 or 32.8%.

Fund level:

- At the close of the fiscal year, unassigned fund balance for the general fund (primary operating fund) was \$30,309,391 or 6.87% of general fund revenues.
- As of June 30, 2021, the County's governmental funds reported combined fund balances of \$219,047,880, an increase of \$49,052,090 from the prior year. Approximately 13.8% of the combined fund balance is available to meet the County's current and future needs (*unassigned*), 43.0% is assigned, indicating that it is not available for new spending because it has already been assigned for items such as existing purchase orders, construction contracts, and subsequent years expenditures, 30.8% is committed or restricted for future use, stabilization arrangement, restricted investments and other purposes, and 12.4% is nonspendable meaning it is in the form of loans receivable, inventory and notes receivable.

Long-term debt:

- Carroll County Government's total bonded debt decreased by \$543,031, or 0.18% from fiscal year 2020. For fiscal year 2021, the County paid an average interest rate of 3.61%.
- Debt Service for the County's governmental activities decreased by \$2,742,658, or 7.4% from fiscal year 2020.

Overview of the Financial Statements

This discussion and analysis is intended to serve as an introduction to Carroll County Government's basic financial statements. Carroll County Government's basic financial statements comprise three components:

- ✓ Government-wide financial statements.
- ✓ Fund financial statements.
- ✓ Notes to the financial statements.

This report also contains required and non-required supplementary information in addition to the basic financial statements themselves.

Government-wide financial statements: The *government-wide financial statements* are designed to provide readers with a broad overview of Carroll County Government's finances, in a manner similar to a private-sector business.

The *statement of net position* presents information on all of Carroll County Government's assets, liabilities, and deferred inflows/outflows of resources, with the difference reported as *net position*. Over time, increases or decreases in net position may serve as a useful indicator of whether the financial position and condition of Carroll County Government is improving or deteriorating.

THE COUNTY COMMISSIONERS OF CARROLL COUNTY, MARYLAND
Management's Discussion and Analysis
For the Year Ended June 30, 2021

The *statement of activities* presents information showing how the government's net position changed during the most recent fiscal year. All changes in net position are reported as soon as the underlying event giving rise to the change occurs, *regardless of the timing of related cash flows*. Thus, revenues and expenses are reported in this statement for some items that will result in cash flows in future fiscal periods (e.g., uncollected taxes and earned but unused vacation leave).

Both of the government-wide financial statements distinguish functions of Carroll County Government that are principally supported by taxes and intergovernmental revenue (*governmental activities*) from other functions that are intended to recover all or a significant portion of their costs through user fees and charges (*business-type activities*). The governmental activities of Carroll County Government include general government, public safety, public works, health, human services, education, culture and recreation, libraries, conservation of natural resources, judicial and economic development. The business-type activities of Carroll County Government include water and sewer service, solid waste operations, septage treatment, firearms facility, airport facility and a fibernetwork.

The government-wide financial statements include not only Carroll County Government itself (known as the *primary government*), but also legally separate component units. Carroll County Government has the following component units: Board of Education of Carroll County, Carroll Community College, Carroll County Public Library, and Industrial Development Authority of Carroll County. Financial information for these *component units* is reported separately from the financial information presented for the primary government itself. The government-wide financial statements can be found on pages 32 through 34 of this report.

Fund financial statements: A *fund* is a grouping of related accounts that is used to maintain control over resources that have been segregated for specific activities or objectives. Carroll County Government, like other state and local governments, uses fund accounting to ensure and demonstrate compliance with finance-related legal requirements. All of the funds of Carroll County Government can be divided into three categories: governmental funds, proprietary funds, and fiduciary funds.

Governmental funds: *Governmental funds* are used to account for essentially the same functions reported as *governmental activities* in the government-wide financial statements. However, unlike the government-wide financial statements, governmental fund financial statements focus on *near-term inflows and outflows of spendable resources* as well as on *balances of spendable resources* available at the end of the fiscal year. Such information may be useful in evaluating a government's near-term financing requirements.

Because the focus of governmental funds is narrower than that of the government-wide financial statements, it is useful to compare the information presented for *governmental funds* with similar information presented for *governmental activities* in the government-wide financial statements. By doing so, readers may better understand the long-term impact of the government's near-term financing decisions. Both the governmental funds balance sheet and the governmental funds statement of revenues, expenditures, and changes in fund balances provide a reconciliation to facilitate this comparison between *governmental funds* and *governmental activities*.

Carroll County Government maintains five individual governmental funds. Information is presented separately in the governmental funds balance sheet and in the governmental fund statement of revenues, expenditures, and changes in fund balances for the general fund, capital projects fund and the grant fund all of which are considered to be major funds. Data from the other two governmental funds are combined into a single, aggregated presentation. Individual fund data for each of these non-major governmental funds is provided in the form of combining statements which can be found on pages 154 to 155 of this report.

Carroll County Government adopts an annual appropriated budget for its general fund and grant fund. A budgetary comparison statement has been provided for the general and grant funds and can be found on pages 38 and 39 of this report.

The basic governmental funds financial statements can be found on page 35 and 36 of this report.

Proprietary funds: Carroll County Government maintains two different types of proprietary funds. *Enterprise Funds* are used to report the same functions presented as *business-type activities* in the government-wide financial statements. Carroll County Government uses an enterprise fund to account for its Bureau of Utilities, Solid Waste, Airport, Septage, Firearms Facility and Fiber Network. *Internal service funds* are an accounting device used to accumulate and allocate costs internally among Carroll County Government's various functions. Carroll County Government uses an internal service fund to account for risk management activities and employee health benefits. Because this service predominantly benefits governmental rather than business-type functions, it has been included within *governmental activities* in the government-wide financial statements. The basic proprietary fund financial statements can be found on pages 40 to 44 of this report.

THE COUNTY COMMISSIONERS OF CARROLL COUNTY, MARYLAND
Management's Discussion and Analysis
For the Year Ended June 30, 2021

Proprietary funds provide the same type of information as the government-wide financial statements, only in more detail. The proprietary fund financial statements provide separate information for the Bureau of Utilities, Solid Waste, Airport, and Fiber Network, which are considered to be major funds of Carroll County Government. Individual fund data for each of the two non-major proprietary funds is provided in the form of combining statements which can be found on pages 158 to 160 of this report.

Fiduciary funds: Fiduciary funds are used to account for resources held for the benefit of parties outside the government. Fiduciary funds are not reflected in the government-wide financial statements because the resources of those funds are not available to support Carroll County Government's own programs. The accounting used for fiduciary funds is much like that used for proprietary funds. The County has four trust funds, which are the Carroll County Employee Pension Trust Fund; the Carroll County Certified Law Officers Pension Trust Fund; the Retiree Benefit Trust, Board of County Commissioner of Carroll County, Maryland "OPEB"; and the Volunteer Firemen Length of Service Award Program "LOSAP". In addition to the four trust funds the County has one custodial fund: the Carroll Cable Regulatory Commission. The basic fiduciary funds financial statements can be found on pages 45 and 46 of this report.

Notes to the financial statements: The notes provide additional information that is essential to a full understanding of the data provided in the government-wide and fund financial statements. The notes to the financial statements can be found on pages 50 to 130 of this report.

Required Supplementary Information: Required supplementary information is not part of the basic financial statements; however, it provides additional information. Required Supplementary Information can be found on pages 132 to 145.

Financial analysis of the County as a whole

As noted earlier, net position may serve over time as a useful indicator of a government's overall financial position. In the case of Carroll County Government, total net position was \$403,135,492 at the close of the most recent fiscal year. Components for Carroll County Government's net position are divided into three categories, net investment in capital assets, restricted net position and unrestricted net position. The largest portion of the County's net position reflects its investment in capital assets net of depreciation (e.g., buildings, building improvements, water and sewer systems, vehicles, machinery, equipment, roads and bridges), less any related outstanding debt used to acquire those assets. The County uses these capital assets to provide services to citizens; consequently, these assets are not available for future spending. Although, the County's investment in its capital assets is reported net of related debt, it should be noted that the resources needed to repay this debt must be provided from other sources, since the capital assets themselves cannot be used to liquidate these liabilities.

It is important to note that although counties in the State of Maryland issue debt for the construction of schools, school buildings are owned by each County's Public School System. Ownership reverts to the County if the local board determines that a building is no longer needed. Therefore, while the County's financial statements include this outstanding debt, they do not include the capital assets funded by the debt. The unrestricted net positions in governmental activities is \$44,029,453.

Restricted net position of \$25,848,026 represents 6.4% of total net position. Restricted net position is resources that are subject to external restrictions on how they may be used. Unrestricted net position of the total government is \$23,107,042.

The major changes that took place occurred in the governmental activities. Total assets and deferred outflows increased \$83.4 million from the prior fiscal year. Several items contributed to the increase in total assets and deferred outflows. First, the income tax increased which was collected by the State of Maryland and owed to the County at June 30, 2021. This increased the County's due from other governments by \$15.3 million, Equity in Pooled Cash (EIPC) at June 30, 2021 was \$52.4 million higher than the EIPC at June 30, 2020. This increase was due to the County issuing general obligation bonds to reimburse capital expenditures that already had occurred, increased fund balance reserves, the receipt of advance payments of federal grants, as well as the Board of Education not drawing all of their appropriation in FY21.

THE COUNTY COMMISSIONERS OF CARROLL COUNTY, MARYLAND
Management's Discussion and Analysis
For the Year Ended June 30, 2021

Noncurrent liabilities decreased by \$117.3 million due to the decrease in the actuarial calculation of Pension and OPEB unfunded liabilities. This large decrease in the unfunded liabilities was a result of favorable claims experience and the updated actuarial assumptions.

Carroll County Government's Net Position

	Governmental Activities		Business-type Activities		Total Government	
	June 30, 2021	June 30, 2020	June 30, 2021	June 30, 2020	June 30, 2021	June 30, 2020
Current assets	\$ 341,083,441	\$ 266,863,501	\$ 9,782,636	\$ 16,682,942	\$ 350,866,077	\$ 283,546,443
Non-current assets	52,296,845	40,776,514	-	-	52,296,845	40,776,514
Capital assets	372,539,061	369,752,390	152,617,416	147,245,617	525,156,477	516,998,007
Total assets	<u>765,919,347</u>	<u>677,392,405</u>	<u>162,400,052</u>	<u>163,928,559</u>	<u>928,319,399</u>	<u>841,320,964</u>
Deferred outflows	15,095,829	20,267,119	-	165	15,095,829	20,267,284
Total assets and deferred outflows	<u>781,015,176</u>	<u>697,659,524</u>	<u>162,400,052</u>	<u>163,928,724</u>	<u>943,415,228</u>	<u>861,588,248</u>
Current liabilities	103,137,247	97,540,258	5,715,294	6,913,913	108,852,541	104,454,171
Non-current liabilities	303,348,420	419,036,356	18,707,670	20,282,970	322,056,090	439,319,326
Total liabilities	<u>406,485,667</u>	<u>516,576,614</u>	<u>24,422,964</u>	<u>27,196,883</u>	<u>430,908,631</u>	<u>543,773,497</u>
Deferred inflows	109,271,198	14,105,112	99,907	139,847	109,371,105	14,244,959
Total liabilities and deferred inflows	<u>515,756,865</u>	<u>530,681,726</u>	<u>24,522,871</u>	<u>27,336,730</u>	<u>540,279,736</u>	<u>558,018,456</u>
Net position:						
Net investment in capital assets	212,512,817	206,611,333	141,667,607	134,990,965	354,180,424	341,602,298
Restricted	8,716,041	8,249,560	17,131,985	18,099,353	25,848,026	26,348,913
Unrestricted (deficit)	44,029,453	(47,883,095)	(20,922,411)	(16,498,324)	23,107,042	(64,381,419)
Total net position	<u>\$ 265,258,311</u>	<u>\$ 166,977,798</u>	<u>\$ 137,877,181</u>	<u>\$ 136,591,994</u>	<u>\$ 403,135,492</u>	<u>\$ 303,569,792</u>

During fiscal year 2021, the County's net position increased by \$99,565,700. The revenue contributing factors to the increase in net position include income tax, property taxes, and recordation tax. In addition to the increases, it should be noted that there was an increase in operating grants and contributions and capital grants and contributions in governmental activities of over \$24.9 million compared to the prior fiscal year. Expenses decreased from the prior year with several contributing factors. This includes a decrease in expense for General Government and Public Safety.

THE COUNTY COMMISSIONERS OF CARROLL COUNTY, MARYLAND
Management's Discussion and Analysis
For the Year Ended June 30, 2021

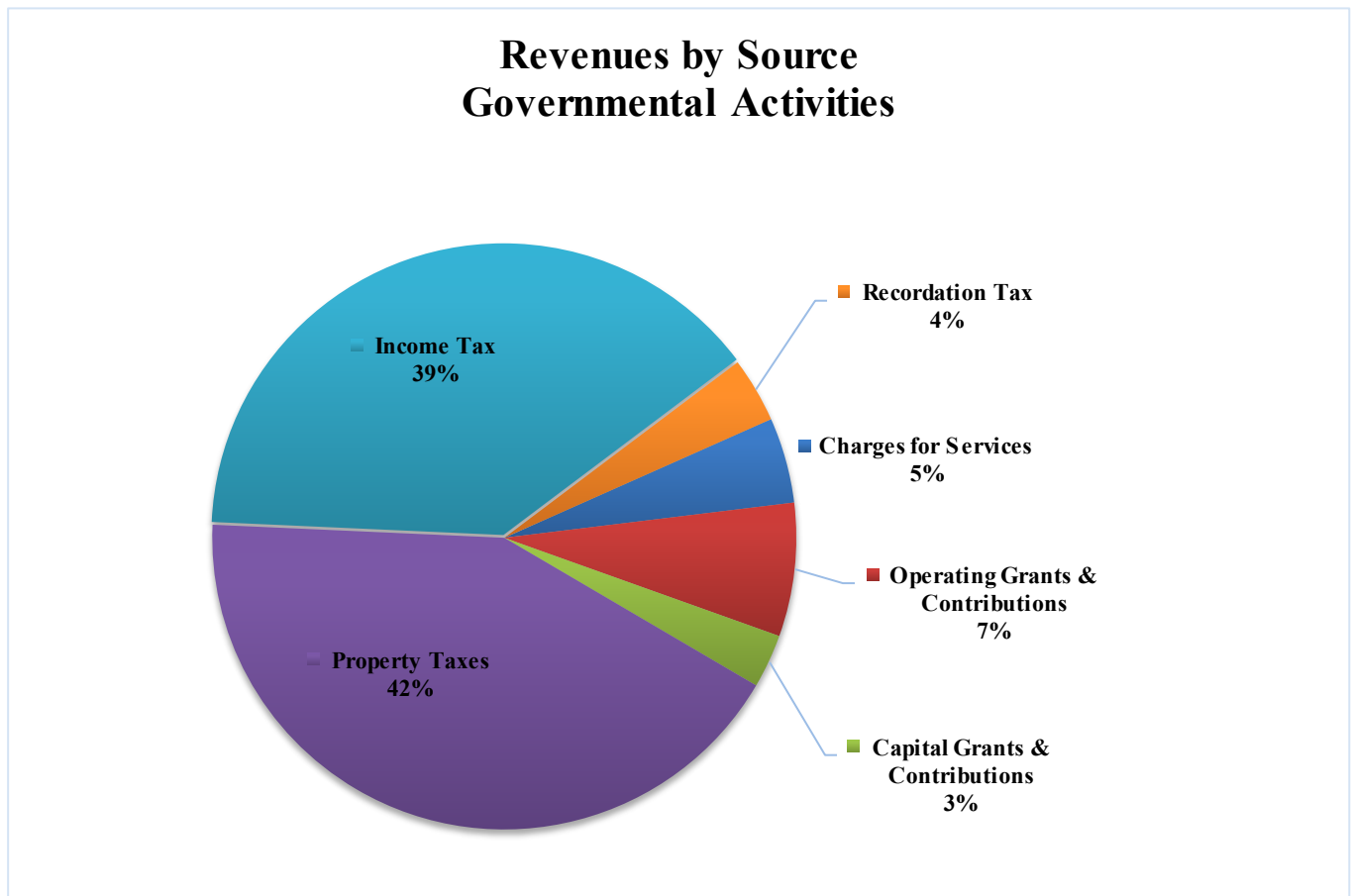
The following table indicates the changes in net position for governmental and business-type activities:

Carroll County Government's Changes in Net Position

	Governmental Activities		Business-type Activities		Total Government	
	June 30, 2021	June 30, 2020	June 30, 2021	June 30, 2020	June 30, 2021	June 30, 2020
Revenues:						
Program revenues:						
Charges for services	\$ 25,419,289	\$ 17,252,521	\$ 22,728,093	\$ 20,969,184	\$ 48,147,382	\$ 38,221,705
Operating grants & contributions	39,709,735	19,094,094	-	-	39,709,735	19,094,094
Capital grants & contributions	15,979,850	11,694,330	3,982,163	6,693,643	19,962,013	18,387,973
General revenues:						
Property taxes	226,764,509	218,894,050	-	-	226,764,509	218,894,050
Income tax	209,319,980	191,376,929	-	-	209,319,980	191,376,929
Recordation tax	19,360,209	14,840,846	-	-	19,360,209	14,840,846
Admission & amusement tax	274,088	251,253	-	-	274,088	251,253
Agricultural transfer tax	272,853	268,174	-	-	272,853	268,174
Hotel rental tax	233,906	306,978	-	-	233,906	306,978
Investment earnings	(1,687,094)	6,170,082	(269,818)	(88,303)	(1,956,912)	6,081,779
Miscellaneous, unrestricted	1,272,607	-	-	-	1,272,607	-
Gain (Loss) on sale of capital asset	37,075	68,685	-	11,365	37,075	80,050
Total Revenues	536,957,007	480,217,942	26,440,438	27,585,889	563,397,445	507,803,831
Program Expenses:						
General government	30,554,428	51,183,364	-	-	30,554,428	51,183,364
Public safety	51,437,655	59,895,296	-	-	51,437,655	59,895,296
Public works	31,833,205	32,037,398	-	-	31,833,205	32,037,398
Health	5,056,187	5,054,923	-	-	5,056,187	5,054,923
Human services	17,385,037	16,187,454	-	-	17,385,037	16,187,454
Education	228,655,745	221,758,339	-	-	228,655,745	221,758,339
Culture and recreation	4,741,342	5,672,058	-	-	4,741,342	5,672,058
Libraries	16,491,115	15,769,487	-	-	16,491,115	15,769,487
Conservation of natural resources	18,707,579	15,851,219	-	-	18,707,579	15,851,219
Economic development	13,275,253	4,399,990	-	-	13,275,253	4,399,990
Judicial	9,859,511	10,753,106	-	-	9,859,511	10,753,106
Interest on long-term debt	8,217,237	9,603,235	-	-	8,217,237	9,603,235
Bureau of Utilities	-	-	14,004,675	12,725,030	14,004,675	12,725,030
Solid Waste	-	-	10,568,261	8,956,514	10,568,261	8,956,514
Airport	-	-	938,929	984,310	938,929	984,310
Septage	-	-	563,350	654,014	563,350	654,014
Firearms	-	-	195,803	178,741	195,803	178,741
Fiber Network	-	-	1,346,433	1,328,155	1,346,433	1,328,155
Total Expenses	436,214,294	448,165,869	27,617,451	24,826,764	463,831,745	472,992,633
Excess (deficiency) before transfers	100,742,713	32,052,073	(1,177,013)	2,759,125	99,565,700	34,811,198
Transfers in (out)	(2,462,200)	(1,146,230)	2,462,200	1,146,230	-	-
Increase (Decrease) in Net Position	98,280,513	30,905,843	1,285,187	3,905,355	99,565,700	34,811,198
Net Position - Beginning	166,977,798	136,071,955	136,591,994	132,686,639	303,569,792	268,758,594
Net Position - Ending	\$ 265,258,311	\$ 166,977,798	\$ 137,877,181	\$ 136,591,994	\$ 403,135,492	\$ 303,569,792

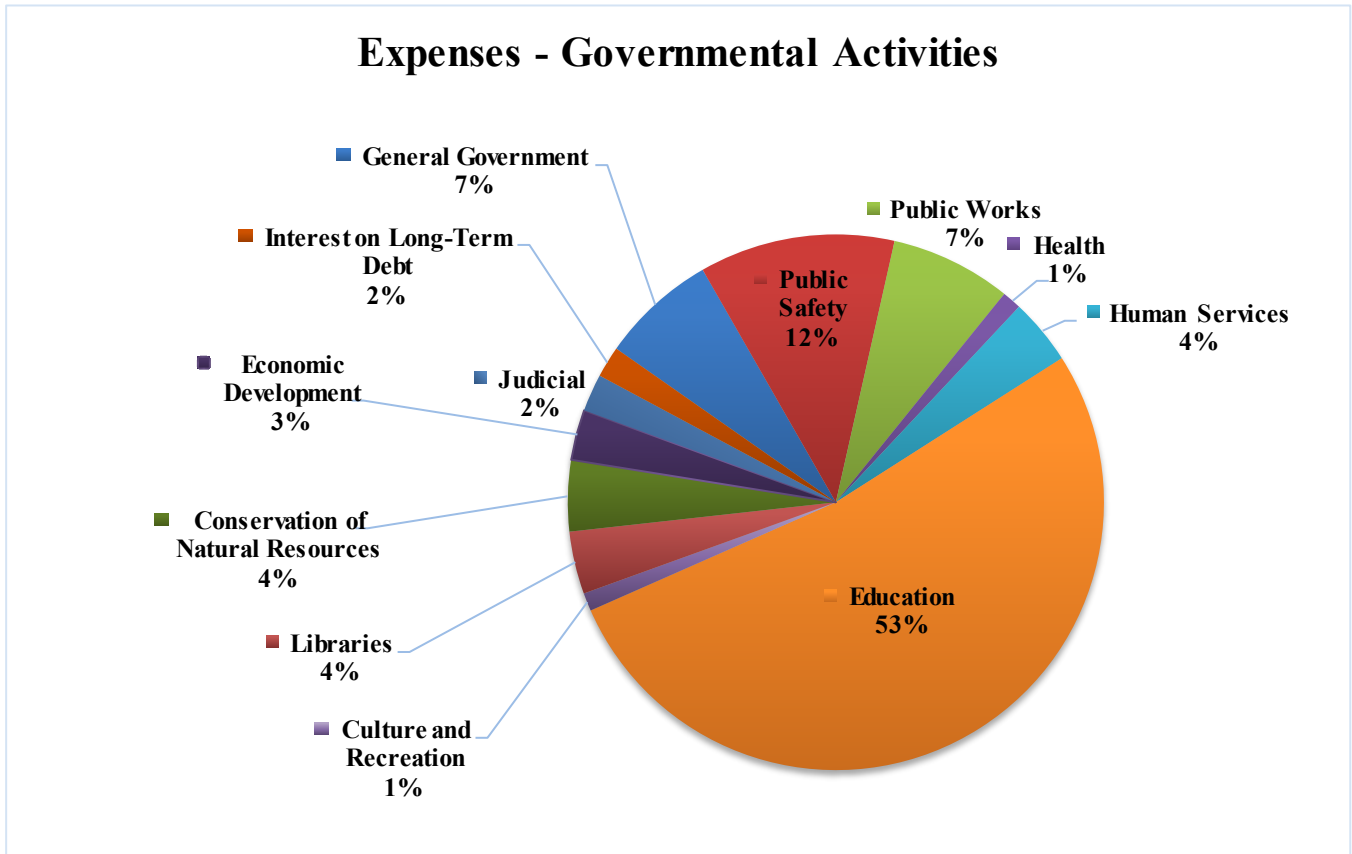
THE COUNTY COMMISSIONERS OF CARROLL COUNTY, MARYLAND
Management's Discussion and Analysis
For the Year Ended June 30, 2021

Governmental activities: Overall revenue has increased by \$56,739,065, which is a 11.8% increase from fiscal year 2020. The contributing factors include property tax revenue, which increased by \$7,870,459 over the last fiscal year due to the increase in real property assessments. Income tax increased by \$17,943,051 due to more income tax being collected. Recordation tax increased by \$4,519,363 due to an increase of the housing market. Operating grants and contributions increased by \$20,615,641 primarily due to the County receiving money from the Federal Government for COVID-19 through the CARES Act and the Coronavirus State and Local Fiscal Recovery Fund (FRF). Conservation of natural resources saw an increased amount of capital grants received from Department of Natural Resources for storm water projects.



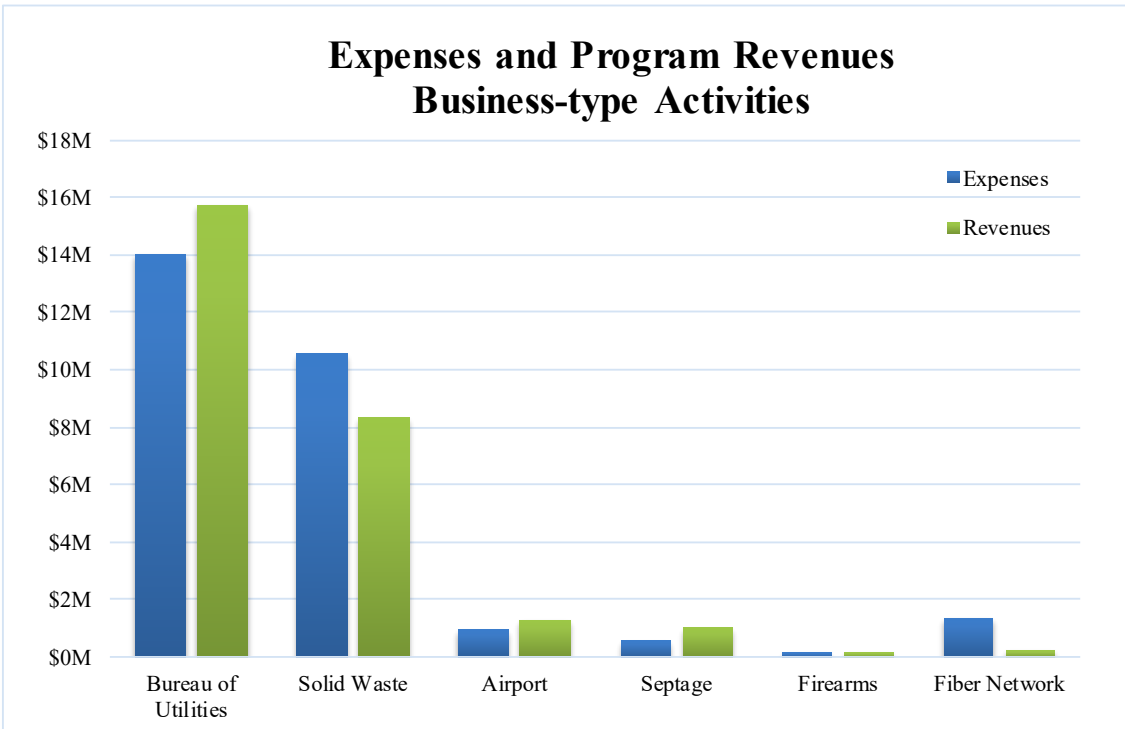
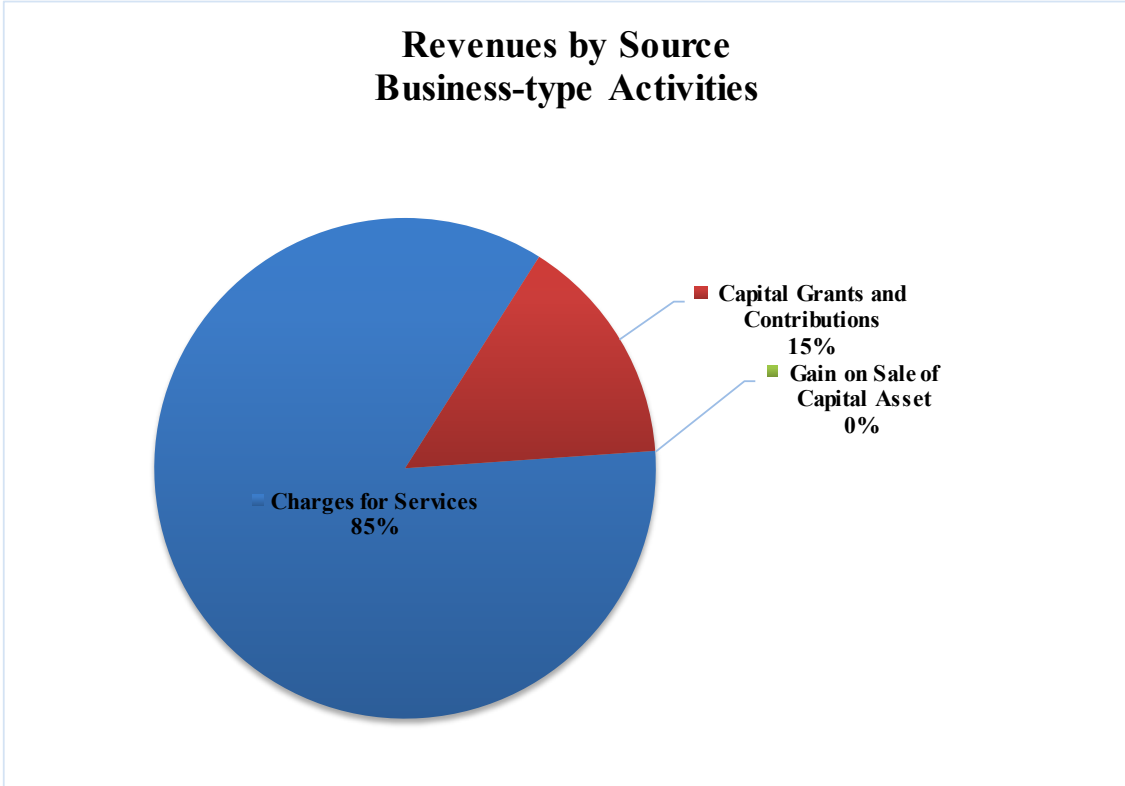
THE COUNTY COMMISSIONERS OF CARROLL COUNTY, MARYLAND
Management's Discussion and Analysis
For the Year Ended June 30, 2021

Governmental activities: Overall expenses have decreased by \$11,951,575, or -2.7% from fiscal year 2020. The major decreases were seen in general government and public safety at \$20,591,884 and \$8,457,641, respectively, as a result of the actuarial valuation change for pensions and OPEB. Education saw an increase of \$6,897,406 as a result of the County funding more than the Maintenance of Effort to fund the teachers' pensions. Conservation increased \$2,856,360 as a result of purchasing agricultural easements and additional stormwater projects.



THE COUNTY COMMISSIONERS OF CARROLL COUNTY, MARYLAND
Management's Discussion and Analysis
For the Year Ended June 30, 2021

Business-type Activities: There was an overall decrease in total revenues of \$1,145,451, or -4.2% from fiscal year 2020. The reason for the decrease was due to decrease in capital grants and contributions of \$2,711,480. The expenses of the business-type activities increased by \$2,790,687 from fiscal year 2020. The primary reasons for the increase occurred in the solid waste fund in the contractual services related to the post closure liability and the Bureau of Utilities increasing spending on capital projects.



THE COUNTY COMMISSIONERS OF CARROLL COUNTY, MARYLAND
Management's Discussion and Analysis
For the Year Ended June 30, 2021

Financial Analysis of the Government's Funds

As noted earlier, Carroll County Government uses fund accounting to ensure and demonstrate compliance with finance-related legal requirements.

Governmental Funds: The focus of Carroll County Government's *governmental funds* is to provide information on near-term outflows, and balances of *spendable* resources. Such information is useful in assessing Carroll County Government's financing requirements. In particular, *unassigned fund balance* may serve as a useful measure of a government's net resources available for spending at the end of the fiscal year.

As of the end of the current fiscal year, Carroll County Government's governmental funds reported combined ending fund balances of \$219,047,880, an increase of \$49,052,090. Approximately 13.8% of this total (\$30,309,391) constitutes *unassigned fund balance*, which is available for future appropriation. The *assigned fund balance*, at 43.0% of total fund balance, is not available for new spending because it has already been assigned to encumbrances and subsequent years' expenditures. The *committed fund balance*, at 11.1% of total fund balance, is for future use, stabilization arrangement and other purposes. The *non-spendable fund balance*, at 12.4%, is not available for new spending because it is not expected to be converted to cash in the near future: 1) to cover loans receivable balances (\$11,785,968), 2) dedicated for inventory and advances to Industrial Development Authority (\$2,053,363), and money due from other funds (\$5,251,323), 3) Industrial Development Authority prepaid costs related to unearned revenue (\$8,145,474). The remaining fund balance (\$43,097,512) constitutes *restricted fund balance*, primarily investments pledged to the repayment of agricultural preservation installment purchase agreement general obligation debt.

The general fund is the primary operating fund of Carroll County Government. At the end of the fiscal year, unassigned fund balance of the general fund was \$30,309,391, while total fund balance was \$175,169,064. As a measure of the general fund's liquidity, it may be useful to compare both unassigned fund balance and total fund balance to total fund expenditures. Unassigned fund balance represents 7.6% of total general fund expenditures, while total fund balance represents 43.8% of that same amount.

A decrease in fund balance was budgeted with an appropriation of \$3,978,207 of fund balance. The anticipated decrease in fund balance was partially mitigated by conservative spending, which resulted in \$9,932,103 less in expenditures than budgeted. Total assets increased by \$65,820,205 due to additional cash coming in from income and property tax and recordation tax. Liabilities increased by \$6,015,405 due to an increase in the amount owed to the Board of Education at year-end (\$33,000,000 payable compared to \$27,000,000 for the prior fiscal year, an increase of \$6,000,000).

The revenues in the General Fund have increased by \$34,946,332 compared to the prior fiscal year. The primary contributing factor to the increase was due to the increase in income tax, additional recordation tax collected due to the housing market and real property tax due to the increase of assessments. Expenditures decreased by \$276,351 compared to the prior fiscal year. The decrease was due to indirect costs being moved into their related grant.

The Capital Projects Fund balance sheet shows a \$245,620 increase in assets in fiscal year 2021. The increase in cash is mainly due to issuing bonds in November 2020, which allowed the County to reimburse the capital projects fund for project spending in FY21.

The Capital Projects Fund has a total fund balance of \$40,266,705, of which \$21,146,919 is assigned to liquidate purchase orders and \$12,126,926 is assigned for future capital project expenditures.

The Grants Fund has a total fund balance of \$2,540,722, which includes nonspendable, restricted and assigned for specific purposes.

The Non-Major Governmental Funds have a total fund balance of \$1,071,389, all of which is externally restricted for specific purposes.

Proprietary funds: Carroll County Government's proprietary fund statements provide the same type of information found in the government-wide financial statements, but in more detail. The total unrestricted net position of the proprietary funds at the end of the year amounted to a deficit of \$20,922,411, and unrestricted component of net position in the internal service fund totaled \$21,778,769. The total decrease in unrestricted net position for the proprietary funds of \$4,424,087 was primarily due to utilities completing more capital projects. The net position for the Internal Service Fund increased by

THE COUNTY COMMISSIONERS OF CARROLL COUNTY, MARYLAND
Management's Discussion and Analysis
For the Year Ended June 30, 2021

\$3,390,628 due to additional charges for services being collected. Other factors concerning these funds' finances have been addressed in the discussion of Carroll County Government's business-type activities.

Fiduciary funds: Carroll County Government's fiduciary fund statements provide information regarding the County's Employee Pension Plan, the Certified Law Officers Plan, the Volunteer Firemen's Length of Service Award Program "LOSAP", and Other Post Employment Benefit Trust and custodial funds. Total net position for the four plans is \$325,311,928 for the fiscal year 2021. The investments in the trusts totaled \$325,326,172 at the end of fiscal year 2021, which was a 30.7% increase from fiscal year 2020. Custodial funds had an asset total of \$424,697 at the end of fiscal year 2021. Other factors concerning trust funds are discussed in the notes to these statements starting with Note 11.

General Fund Budgetary Highlights

In the original fiscal year 2021 budget, the Board of Commissioners approved a reserve for contingencies of approximately one percent of total budget to provide funds for emergency and unforeseeable expenditures that may arise during the current fiscal year. The final budget for reserve for contingencies increased from the original budget by \$402,005. Funds can only be moved to or from the reserve during the year with approval from the Board of Commissioners. Any balance left in the reserve at year-end falls to unassigned fund balance.

The budgetary statements of the general fund show actual revenues of \$441,445,509, compared to the budgeted amount of \$402,288,633, a positive variance of \$39,156,876. The major differences between the final budgeted amounts and the actual revenues are as follows:

- Taxes – local property were \$1,910,947 more than budget mainly due to higher real and personal property assessments.
- Taxes – local other came in \$30.8 million higher primarily due to reconciling income tax distributions higher than planned as well as increased recordation tax due to housing market.
- Miscellaneous revenues were \$8.1 million more than budget due to unbudgeted in-kind rental income associated with the facilities leased by the Board of Education, Library, and Community College.

The budgetary statements of the general fund show actual expenditures of \$399,367,587, compared to the budgeted amount of \$409,299,690, resulting in \$9,932,103, or 2.5% less than planned. The major differences between the final budgeted amounts and the actual expenditures are as follows:

- General government expenditures came in \$7.9 million less than final budget primarily due to direct costs being allocated to the correct functions, and savings in salaries, utilities, fuel, bond issuance and bank fees.
- The reserve for contingency is set up in case funds are needed to be moved into functions to address specific problems or opportunities. For fiscal year 2021, \$4.8 million was left in the reserve for contingency, creating a positive budget variance.
- The final budgets for each function in the expenditures were reallocated from the original budget to reflect changes made throughout the year. The majority of fiscal year 2021 year-end adjustments included \$34.8 million in reallocations in the following areas: health and pension fringe benefits, telephone usage from public safety, computer software and hardware charges from technology services, risk management charges for workers' compensation, property, auto, and general liability insurances, fleet management charges for vehicle fuel, parts, repairs and maintenance, and facilities charges for electricity, water, and natural gas.

Capital Asset and Debt Administration

Capital assets: Carroll County Government's investment in capital assets for its governmental and business-type activities as of June 30, 2021 amounted to \$525,156,477 (net of accumulated depreciation). This investment in capital assets includes land, buildings, improvements, machinery and equipment, vehicles, infrastructure, and construction in progress. The total increase in Carroll County Government's investment in capital assets for the current fiscal year was 1.6% (a 0.75% increase for governmental activities and a 3.6% increase for business-type activities). Additional information on the County's capital assets can be found on pages 74-75 of this report.

THE COUNTY COMMISSIONERS OF CARROLL COUNTY, MARYLAND
Management's Discussion and Analysis
For the Year Ended June 30, 2021

Carroll County Government's Capital Assets
(Net of depreciation)

	Governmental Activities		Business-type Activities		Total Government	
	June 30, 2021	June 30, 2020	June 30, 2021	June 30, 2020	June 30, 2021	June 30, 2020
Land	\$ 42,105,017	\$ 39,100,454	\$ 11,933,715	\$ 11,933,706	\$ 54,038,732	\$ 51,034,160
Construction in progress	6,159,710	5,308,285	27,931,738	19,739,499	34,091,448	25,047,784
Building and contents	120,812,903	122,780,955	12,637,854	13,017,940	133,450,757	135,798,895
Improvements other than buildings	42,605,539	44,336,530	12,339,619	13,925,083	54,945,158	58,261,613
Auto, machinery and equipment	21,897,368	19,809,647	17,898,588	18,859,005	39,795,956	38,668,652
Infrastructure	138,958,524	138,416,519	69,875,902	69,770,384	208,834,426	208,186,903
Total	\$ 372,539,061	\$ 369,752,390	\$ 152,617,416	\$ 147,245,617	\$ 525,156,477	\$ 516,998,007

Major capital asset events during the current fiscal year included the following:

- Completion of various Recreation and Parks improvements resulted in an increase of \$1.65 million and a decreased CIP.
- Completion of various Roads, Bridges and Infrastructure resulted in an increase of \$ 0.5 million and a decreased CIP.
- Bureau of Utilities, Gravity Sewer Main-Houcksville improvements were completed, which resulted in an increase in improvements by \$1.67 million and decreased CIP.
- Continued construction in Bureau of Utilities for Hampstead Sewer Grit Removal System and various projects in FY21 increased CIP by \$6.7 million.
- Continued construction in Septic Waste for the Westminster Septic Screen/Grit projects in FY21 increased CIP by \$2.6 million.

General obligation debt:

At the end of the fiscal year, Carroll County Government had total general obligation debts outstanding of \$306,600,582, which is debt backed by the full faith and credit of the County.

Carroll County Government's Outstanding General Obligation Debt

	Governmental Activities		Business-type Activities		Total Government	
	June 30, 2021	June 30, 2020	June 30, 2021	June 30, 2020	June 30, 2021	June 30, 2020
General Obligation Bonds, net	\$ 259,436,405	\$ 261,119,584	\$ 11,039,881	\$ 12,486,733	\$ 270,476,286	\$ 273,606,317
General Obligation Debt	36,124,296	33,537,296	-	-	36,124,296	33,537,296
Total	\$ 295,560,701	\$ 294,656,880	\$ 11,039,881	\$ 12,486,733	\$ 306,600,582	\$ 307,143,613

During the current fiscal year, Carroll County Government's total general obligation debt decreased by \$543,031. During the year, the County issued \$20 million in general obligation bonds to be repaid over the course of 20 years as well as refunded bonds in the amount of \$34 million. Additional information on the County's long-term debt can be found in Note 8 – Long-Term Debt located on pages 78-83 of this report.

Carroll County Government received an updated credit rating in October 2020 for the fiscal year 2021 bond sale, which reaffirmed the highest possible triple-A rating from all three credit agencies. Moody's upgraded the County to "Aaa Carroll County's (MD) GO Bonds; Outlook Stable" on October 11, 2018. The other two major credit agencies, Standard & Poor's ("S&P") and Fitch Ratings also reaffirmed their AAA scoring of the County to give Carroll County the coveted and highest triple-A rating from all three credit agencies.

THE COUNTY COMMISSIONERS OF CARROLL COUNTY, MARYLAND
Management's Discussion and Analysis
For the Year Ended June 30, 2021

The higher credit rating upgrade translates into a lower interest rate and reduced fees resulting in significant savings over the life of the bonds, and thus saving taxpayer money. The Moody's ratings rationale "is based on the ongoing expansion of the county's large tax base and growing revenue streams, resulting in a consistently healthy and stable financial position. The Aaa rating also incorporates the county's beneficial location near the Baltimore-Washington metro area, above-average resident wealth levels, comprehensive fiscal policies and planning and manageable debt and pension burdens."

For charter counties, state statutes limit the amount of general obligation debt a government entity may issue up to 15.0% of its net assessed valuation of personal and corporate property, plus 6.0% of the net assessed valuation of real property. While Carroll County is not a charter county and does not have a legal debt limit, it uses the State statute as a recommended guideline on debt limit. The current debt limitation for Carroll County Government is \$1,343,396,395, which is significantly in excess of the Carroll County Government's outstanding general obligation debt. Additional information on the computation of the legal debt margin can be found in Table 14 of this report.

Economic Factors and Next Year's Budgets and Rates

- The fiscal year 2022 adopted budget appropriation for the General Fund is \$474,184,330, representing an increase of \$57.0 million, or 13.68 percent increase over fiscal year 2021.
- \$44.9 million of surplus funds was used for one-time expenditures.
- The 911 Fee was increased from \$0.75 per line to \$1.50 per line, generating an estimated \$1.65 million in additional annual revenue.
- Real property tax is expected to increase in fiscal year 2022 due to positive reassessments.
- Income tax is expected to be higher than the fiscal year 2021 budget. The expected increase is due to expected growth in withholdings and estimated payments because Carroll County historically outperforms the State due to higher average incomes and a lower unemployment rate.
- Recordation is expected to be higher in fiscal year 2022 due to lower interest rates and a strong housing market.
- A 5.55% salary adjustment is included in FY 22 for all Commissioner employees.
- Public Schools increased \$7.2 million and includes a one-time \$1 million for bonuses.
- The Commissioners funded an additional \$2.0 million in ongoing salary to the Sheriff's Office in FY 22 in addition to the base increase of 4%.
- 12 positions are included in FY 22 to the Sheriff's Office and State's Attorney's Office to begin the state-mandated body-worn camera program. 6 additional positions are included in Public Safety 911 for Emergency Communication Specialists and is funded by the FY 22 increase in the 911 Fee.
- Fire/EMS increased \$2.0 million primarily due to costs attributable to the transition from a volunteer service to a County Fire/EMS workforce.
- Public Works increased \$1.5 million primarily due to prepayment of a lease for the former North Carroll High School.
- General Government appropriations increased \$2.0 million in FY 22 due to the addition of positions to support the new County paid Fire/EMS department and for Board of Elections.
- Debt Service decreased \$2.8 million in FY 22.

All of these factors were considered in preparing the Carroll County Government's budget for the 2022 fiscal year.

Requests for Information

This financial report is designed to provide a general overview of Carroll County Government's finances. Questions concerning any of the information provided in this report or requests for additional financial information should be addressed to the Department of the Comptroller, Carroll County Government, 225 North Center Street, Westminster, Maryland 21157 or call 410-386-2085. This year and prior year reports can also be found on the County's website at:

<https://www.carrollcountymd.gov/>

The County's component units issue their own separately audited financial statements. These statements may be obtained by directly contacting the component unit. Contact information can be found in Note 1 of this report.

Basic Financial Statements



THE COUNTY COMMISSIONERS OF CARROLL COUNTY, MARYLAND
Statement of Net Position
June 30, 2021

Exhibit A

	Primary Government			Total Component Units
	Governmental Activities	Business-type Activities	Total	
ASSETS				
Equity in pooled cash and investments	\$ 214,175,155	\$ 7,926,883	\$ 222,102,038	\$ -
Cash and cash equivalents	26,130	13,049	39,179	25,911,046
Restricted cash and cash equivalents	-	-	-	7,972,223
Investments	-	-	-	47,365,158
Taxes and receivables, net	23,813,777	5,262,079	29,075,856	2,924,878
Due from component units	1,130,890	6,431	1,137,321	-
Due from primary government	-	-	-	35,586,865
Due from other governments	88,433,073	-	88,433,073	14,211,684
Due from municipalities	10,708	-	10,708	-
Internal balances	3,871,635	(3,871,635)	-	-
Inventories	1,440,453	441,662	1,882,115	1,336,132
Prepaid expenses	8,181,620	4,167	8,185,787	1,195,295
Investments - restricted	40,225,691	-	40,225,691	58,749
Net pension asset	12,071,154	-	12,071,154	-
Capital assets not being depreciated:				
Land	42,105,017	11,933,715	54,038,732	19,201,965
Construction in progress	6,159,710	27,931,738	34,091,448	23,905,862
Art and doll collection	-	-	-	422,125
Capital assets net of accumulated depreciation:				
Buildings and contents	120,812,903	12,637,854	133,450,757	348,424,523
Improvements other than buildings	42,605,539	12,339,619	54,945,158	-
Auto, machinery and equipment	21,897,368	17,898,588	39,795,956	12,118,824
Infrastructure	138,958,524	69,875,902	208,834,426	-
Capital assets, net of depreciation	<u>372,539,061</u>	<u>152,617,416</u>	<u>525,156,477</u>	<u>404,073,299</u>
Total assets	<u>765,919,347</u>	<u>162,400,052</u>	<u>928,319,399</u>	<u>540,635,329</u>
Deferred Outflows of Resources				
Debt refunding	8,619,376	-	8,619,376	-
Pensions	2,516,222	-	2,516,222	5,899,318
OPEB	3,960,231	-	3,960,231	160,949,850
Total deferred outflows of resources	<u>15,095,829</u>	<u>-</u>	<u>15,095,829</u>	<u>166,849,168</u>
Total assets and deferred outflows	<u>781,015,176</u>	<u>162,400,052</u>	<u>943,415,228</u>	<u>707,484,497</u>
LIABILITIES				
Accounts payable	12,554,251	3,706,895	16,261,146	7,852,623
Retainage and guarantees due contractors	1,066,651	-	1,066,651	-
Due to component units	35,586,865	-	35,586,865	-
Due to primary government	-	-	-	1,137,321
Due to other governments	-	-	-	787
Unearned revenue	19,356,467	38,977	19,395,444	11,163,045
Accrued interest payable	1,823,218	63,493	1,886,711	-
Accrued expenses	1,390,976	62,470	1,453,446	38,690,717
Long-term liabilities				
Due within one year	31,358,819	1,843,459	33,202,278	2,963,334
Due in more than one year	303,348,420	18,707,670	322,056,090	628,291,424
Total liabilities	<u>406,485,667</u>	<u>24,422,964</u>	<u>430,908,631</u>	<u>690,099,251</u>
Deferred Inflows of Resources				
Debt refunding	-	99,907	99,907	-
Pensions	21,771,100	-	21,771,100	2,205,454
OPEB	87,500,098	-	87,500,098	4,862,350
Total deferred inflows of resources	<u>109,271,198</u>	<u>99,907</u>	<u>109,371,105</u>	<u>7,067,804</u>
NET POSITION				
Net investment in capital assets	212,512,817	141,667,607	354,180,424	401,771,162
Restricted for:				
Capital projects	6,992,860	17,131,985	24,124,845	4,238
Special revenue funds	504,093	-	504,093	-
Grants	1,219,088	-	1,219,088	604,801
Food services	-	-	-	727,187
Educational purposes	-	-	-	15,001,614
Unrestricted (deficit)	<u>44,029,453</u>	<u>(20,922,411)</u>	<u>23,107,042</u>	<u>(407,791,560)</u>
Total net position	<u>\$ 265,258,311</u>	<u>\$ 137,877,181</u>	<u>\$ 403,135,492</u>	<u>\$ 10,317,442</u>

The accompanying notes to the basic financial statements are an integral part of this statement.

THE COUNTY COMMISSIONERS OF CARROLL COUNTY, MARYLAND
Statement of Activities
For the Year Ended June 30, 2021

Exhibit B

Functions/Programs	Expenses	Program Revenues			Net (Expense) Revenue and Changes in Net Position			Total Component Units
		Charges for Service	Operating Grants and Contributions	Capital Grants and Contributions	Primary Government			
					Governmental Activities	Business-type Activities	Total	
Primary government:								
General government	\$ 30,554,428	\$ 16,643,491	\$ 6,678,849	\$ 108,684	\$ (7,123,404)	\$ -	\$ (7,123,404)	\$ -
Public safety	51,437,655	2,767,481	5,398,640	1,380,529	(41,891,005)	-	(41,891,005)	-
Public works	31,833,205	4,811,878	2,835,716	3,979,989	(20,205,622)	-	(20,205,622)	-
Health	5,056,187	3,235	-	-	(5,052,952)	-	(5,052,952)	-
Human services	17,385,037	7,819	12,355,894	-	(5,021,324)	-	(5,021,324)	-
Education	228,655,745	-	-	891,402	(227,764,343)	-	(227,764,343)	-
Library	16,491,115	-	8,560	-	(16,482,555)	-	(16,482,555)	-
Culture and recreation	4,741,342	896,192	108,014	1,725,013	(2,012,123)	-	(2,012,123)	-
Conservation of natural resources	18,707,579	272,727	204,372	7,894,233	(10,336,247)	-	(10,336,247)	-
Economic development	13,275,253	-	11,016,822	-	(2,258,431)	-	(2,258,431)	-
Judicial	9,859,511	16,466	1,102,868	-	(8,740,177)	-	(8,740,177)	-
Interest on long-term debt	8,217,237	-	-	-	(8,217,237)	-	(8,217,237)	-
Total governmental activities	<u>436,214,294</u>	<u>25,419,289</u>	<u>39,709,735</u>	<u>15,979,850</u>	<u>(355,105,420)</u>	<u>-</u>	<u>(355,105,420)</u>	<u>-</u>
Business-type activities:								
Bureau of Utilities	14,004,675	12,155,336	-	3,534,450	-	1,685,111	1,685,111	-
Solid Waste	10,568,261	8,218,383	-	99,140	-	(2,250,738)	(2,250,738)	-
Airport	938,929	920,723	-	348,573	-	330,367	330,367	-
Septage	563,350	1,044,601	-	-	-	481,251	481,251	-
Firearms	195,803	148,010	-	-	-	(47,793)	(47,793)	-
Fiber Network	1,346,433	241,040	-	-	-	(1,105,393)	(1,105,393)	-
Total Business-type activities	<u>27,617,451</u>	<u>22,728,093</u>	<u>-</u>	<u>3,982,163</u>	<u>-</u>	<u>(907,195)</u>	<u>(907,195)</u>	<u>-</u>
Total primary government	<u>\$ 463,831,745</u>	<u>\$ 48,147,382</u>	<u>\$ 39,709,735</u>	<u>\$ 19,962,013</u>	<u>\$ (355,105,420)</u>	<u>\$ (907,195)</u>	<u>\$ (356,012,615)</u>	<u>\$ -</u>

(Continued)

The accompanying notes to the basic financial statements are an integral part of this statement.

THE COUNTY COMMISSIONERS OF CARROLL COUNTY, MARYLAND
Statement of Activities
For the Year Ended June 30, 2021

Exhibit B

<u>Functions/Programs</u>	Program Revenues				Net (Expense) Revenue and Changes in Net Position			Total Component Units
	<u>Expenses</u>	<u>Charges for Service</u>	<u>Operating Grants and Contributions</u>	<u>Capital Grants and Contributions</u>	Primary Government			
					<u>Governmental Activities</u>	<u>Business-type Activities</u>	<u>Total</u>	
Component units:								
Board of Education	\$ 464,796,832	\$ 92,137	\$ 73,871,035	\$ 22,159,256	\$ -	\$ -	\$ -	\$ (368,674,404)
Carroll Community College	39,995,844	8,116,514	4,367,049	-	-	-	-	(27,512,281)
Library	18,546,039	88,982	2,863,729	2,715,002	-	-	-	(12,878,326)
Industrial Development Authority	3,136,732	-	-	135,559	-	-	-	(3,001,173)
Total component units	<u>\$ 526,475,447</u>	<u>\$ 8,297,633</u>	<u>\$ 81,101,813</u>	<u>\$ 25,009,817</u>	<u>\$ -</u>	<u>\$ -</u>	<u>\$ -</u>	<u>\$ (412,066,184)</u>
General revenues:								
Property taxes					226,764,509	-	226,764,509	-
Income tax					209,319,980	-	209,319,980	-
Recordation tax					19,360,209	-	19,360,209	-
Admission and amusement tax					274,088	-	274,088	-
Agricultural transfer tax					272,853	-	272,853	-
Hotel rental tax					233,906	-	233,906	-
Local appropriations					-	-	-	226,703,765
State aid					-	-	-	132,991,326
Grants and contributions not restricted to specific programs					-	-	-	7,405,471
Investment earnings					(1,687,094)	(269,818)	(1,956,912)	-
Miscellaneous, unrestricted					1,272,607	-	1,272,607	10,195,953
Gain on sale of capital asset					37,075	-	37,075	-
Transfers in (out)					(2,462,200)	2,462,200	-	-
Total general revenues and transfers					<u>453,385,933</u>	<u>2,192,382</u>	<u>455,578,315</u>	<u>377,296,515</u>
Change in net position					98,280,513	1,285,187	99,565,700	(34,769,669)
Net position - beginning of year, as restated					<u>166,977,798</u>	<u>136,591,994</u>	<u>303,569,792</u>	<u>45,087,111</u>
Net position - ending					<u>\$ 265,258,311</u>	<u>\$ 137,877,181</u>	<u>\$ 403,135,492</u>	<u>\$ 10,317,442</u>

The accompanying notes to the basic financial statements are an integral part of this statement.

THE COUNTY COMMISSIONERS OF CARROLL COUNTY, MARYLAND

**Balance Sheet
Governmental Funds
June 30, 2021**

Exhibit C

	General Fund	Capital Projects	Grant Fund	Non-Major Governmental Funds	Total Governmental Funds
ASSETS					
Equity in pooled cash and investments	\$ 134,949,830	\$ 34,954,355	\$ 16,135,414	\$ 1,075,727	\$ 187,115,326
Cash and cash equivalents	26,130	-	-	-	26,130
Taxes and receivables, net	14,621,813	2,414,697	6,187,449	43,547	23,267,506
Due from component units	1,130,890	-	-	-	1,130,890
Due from other governments	82,754,726	5,678,347	-	-	88,433,073
Due from other governmental funds	1,379,688	-	-	46,880	1,426,568
Due from proprietary funds	3,871,635	-	10,837	-	3,882,472
Due from municipalities	10,708	-	-	-	10,708
Inventories	1,440,453	-	-	-	1,440,453
Prepaid costs	7,654,206	-	491,268	-	8,145,474
Investments - restricted	33,232,831	6,992,860	-	-	40,225,691
Total assets	<u>\$ 281,072,910</u>	<u>\$ 50,040,259</u>	<u>\$ 22,824,968</u>	<u>\$ 1,166,154</u>	<u>\$ 355,104,291</u>
LIABILITIES, DEFERRED INFLOWS OF RESOURCES AND FUND BALANCES					
Liabilities:					
Accounts payable	\$ 5,305,789	\$ 4,993,372	\$ 1,789,906	\$ 27,617	\$ 12,116,684
Retainage and guarantees due contractors	1,066,651	-	-	-	1,066,651
Due to component units	33,001,622	2,582,897	146	-	35,584,665
Due to other governmental funds	44,266	1,246,548	87,538	48,216	1,426,568
Due to proprietary funds	-	-	10,837	-	10,837
Accrued expenditures	1,304,506	-	67,538	18,932	1,390,976
Unearned revenue	77,449	950,737	18,328,281	-	19,356,467
Total liabilities	<u>40,800,283</u>	<u>9,773,554</u>	<u>20,284,246</u>	<u>94,765</u>	<u>70,952,848</u>
Deferred inflows of resources:					
Unavailable revenue	65,103,563	-	-	-	65,103,563
Total deferred inflows of resources	<u>65,103,563</u>	<u>-</u>	<u>-</u>	<u>-</u>	<u>65,103,563</u>
Fund balances:					
Nonspendable	26,744,860	-	491,268	-	27,236,128
Restricted	34,381,471	6,992,860	1,219,088	504,093	43,097,512
Committed	23,709,217	-	-	567,296	24,276,513
Assigned	60,024,125	33,273,845	830,366	-	94,128,336
Unassigned	30,309,391	-	-	-	30,309,391
Total fund balances	<u>175,169,064</u>	<u>40,266,705</u>	<u>2,540,722</u>	<u>1,071,389</u>	<u>219,047,880</u>
Total liabilities, deferred inflows of resources, and fund balances	<u>\$ 281,072,910</u>	<u>\$ 50,040,259</u>	<u>\$ 22,824,968</u>	<u>\$ 1,166,154</u>	<u>\$ 355,104,291</u>

Amounts reported for governmental activities in the statement of net position are different because:

Total governmental fund balance.	\$ 219,047,880
Capital assets used in governmental activities are not financial resources and, therefore, are not reported in the funds.	372,539,061
Other long-term assets are not available to pay for current-period expenditures and, therefore, are reported as unavailable in the funds.	65,103,563
Adjustment for net pension assets and net pension liabilities.	10,014,756
Adjustment for net OPEB liability.	(16,534,826)
Deferred outflows related to pensions and OPEB that are applicable to future periods and, therefore, are not presented in the funds.	6,476,453
Deferred inflows related to pensions and OPEB that are applicable to future periods and, therefore, are not presented in the funds.	(109,271,198)
Internal service funds are used by management to charge the costs of health, liability and Local Government Insurance Trust insurances to individual funds. The assets and liabilities of the internal service funds are included in governmental activities in the statement of net position.	21,778,769
Long-term liabilities including bonds payable and compensated absences are not due and payable in the current period and, therefore, are not reported in the funds.	
Bonds, notes payable, compensated absences, etc.	\$ (302,072,929)
Accrued interest payable.	(1,823,218)
Net position of governmental activities.	<u>\$ 265,258,311</u>

The accompanying notes to the basic financial statements are an integral part of this statement.

THE COUNTY COMMISSIONERS OF CARROLL COUNTY, MARYLAND
Statement of Revenues, Expenditures, and Changes in Fund Balances
Governmental Funds
For the Year Ended June 30, 2021

Exhibit D

	General Fund	Capital Projects	Grant Fund	Non-Major Governmental Funds	Total Governmental Funds
REVENUES					
Taxes:					
-local property	\$ 221,854,859	\$ 2,500,000	\$ -	\$ 2,409,650	\$ 226,764,509
-local other	200,679,783	22,016,832	-	233,906	222,930,521
Licenses and permits	3,788,359	-	-	-	3,788,359
Intergovernmental revenues	1,747,492	10,538,914	37,757,871	204,372	50,248,649
Charges for services	2,901,180	-	362,798	-	3,263,978
Fines and forfeits	119,550	-	7,816	-	127,366
Interest and gain (loss) on investments	167,281	(1,582,190)	(10,718)	1,245	(1,424,382)
Miscellaneous revenues	9,864,832	1,629,344	297,102	-	11,791,278
Total revenues	<u>441,123,336</u>	<u>35,102,900</u>	<u>38,414,869</u>	<u>2,849,173</u>	<u>517,490,278</u>
EXPENDITURES					
Current:					
General government	37,866,512	-	6,293,717	-	44,160,229
Public safety	55,960,770	-	4,395,302	-	60,356,072
Public works	16,196,365	-	3,346,068	-	19,542,433
Health	5,016,210	-	-	-	5,016,210
Human services	4,816,530	-	12,536,648	-	17,353,178
Education	215,676,994	-	-	-	215,676,994
Library	15,739,408	-	8,560	-	15,747,968
Culture and recreation	3,705,588	-	233,568	-	3,939,156
Conservation of natural resources	1,135,496	-	61,632	1,318,079	2,515,207
Economic development	2,194,185	-	11,092,387	-	13,286,572
Judicial	8,386,700	-	1,292,637	-	9,679,337
Capital outlay:					
General government	-	1,674,416	-	-	1,674,416
Public safety	-	2,304,837	-	-	2,304,837
Public works	-	11,772,463	-	-	11,772,463
Education	-	12,978,751	-	-	12,978,751
Culture and recreation	-	2,102,103	-	-	2,102,103
Library	-	743,147	-	-	743,147
Conservation of natural resources	-	17,144,674	-	-	17,144,674
Judicial	-	18,978	-	-	18,978
Debt service:					
Principal	22,985,352	-	-	823,830	23,809,182
Interest	10,191,628	-	-	536,953	10,728,581
Total expenditures	<u>399,871,738</u>	<u>48,739,369</u>	<u>39,260,519</u>	<u>2,678,862</u>	<u>490,550,488</u>
Excess (deficiency) of revenues over (under) expenditures	<u>41,251,598</u>	<u>(13,636,469)</u>	<u>(845,650)</u>	<u>170,311</u>	<u>26,939,790</u>
OTHER FINANCING SOURCES (USES)					
Transfers in	10,738,254	3,924,925	1,437,185	-	16,100,364
Transfers out	(7,824,310)	(10,461,160)	-	(277,094)	(18,562,564)
Payment to escrow agent	(36,955,048)	-	-	-	(36,955,048)
Refunding bonds issued	33,989,958	-	-	-	33,989,958
Bonds issued	1,000,000	19,000,000	-	-	20,000,000
Bonds premium	3,016,084	2,159,288	-	-	5,175,372
Issuance of debt - GO debt	2,587,000	-	-	-	2,587,000
Total other financing sources (uses)	<u>6,551,938</u>	<u>14,623,053</u>	<u>1,437,185</u>	<u>(277,094)</u>	<u>22,335,082</u>
Net change in fund balances	47,803,536	986,584	591,535	(106,783)	49,274,872
Fund balance - beginning	127,588,310	39,280,121	1,949,187	1,178,172	169,995,790
Decrease in reserve for inventory	(222,782)	-	-	-	(222,782)
Fund balance - ending	<u>\$ 175,169,064</u>	<u>\$ 40,266,705</u>	<u>\$ 2,540,722</u>	<u>\$ 1,071,389</u>	<u>\$ 219,047,880</u>

The accompanying notes to the basic financial statements are an integral part of this statement.

THE COUNTY COMMISSIONERS OF CARROLL COUNTY, MARYLAND
Reconciliation of the Statement of Revenues, Expenditures, and Changes in Fund Balances of the
Governmental Funds to the Statement of Activities
For the Year Ended June 30, 2021

Exhibit E

Amounts reported for governmental activities in the statement of activities are different because:

Net change in fund balances - total governmental funds	\$ 49,274,872
Governmental funds report capital outlays as expenditures. However, in the statement of activities, the cost of those assets is allocated over their estimated useful lives and reported as depreciation expense. This is the amount by which depreciation, net of asset disposals, and transfers exceeded capital outlays in the current period.	2,786,671
Revenues in the statement of activities that do not provide current financial resources are not reported as revenues in the funds.	12,224,046
Adjustment to the net pension liability.	28,534,000
Adjustment to the net OPEB liability.	100,559,148
The issuance of long-term debt (i.e. bonds, notes, installment purchase agreements) proceeds provide current financial resources to governmental funds, while the repayment of the principal of long-term debt consumes the current financial resources of governmental funds. Neither transaction, however, has any effect on net position. Also, governmental funds report the effect of premiums, discounts, and similar items when debt is first issued, whereas these amounts are deferred and amortized in the statement of activities.	865,866
Some expenses reported in the statement of activities do not require the use of current financial resources and, therefore, are not reported as expenditures in governmental funds.	2,274,615
Internal service funds are used by management to charge the costs of certain activities, such as insurance, to individual funds. The net revenue (expense) of the internal service funds is reported with governmental activities.	3,390,628
Net change in deferred outflows related to pension and OPEB expense reported in the statement of activities.	(6,463,247)
Net change in deferred inflows related to pension and OPEB expense reported in the statement of activities.	(95,166,086)
Change in net position - governmental activities	<u>\$ 98,280,513</u>

The accompanying notes to the basic financial statements are an integral part of this statement.

THE COUNTY COMMISSIONERS OF CARROLL COUNTY, MARYLAND
Statement of Revenues, Expenditures, and Changes in Fund Balances – Budgetary Basis (Non-GAAP)
General Fund
For the Year Ended June 30, 2021

Exhibit F-1

	Budgeted Amounts		Actual Amounts	Variance with Final Budget - Positive (Negative)
	Original	Final		
RESOURCES (INFLOWS)				
Revenues				
Taxes:				
-local property	\$ 220,266,084	\$ 220,266,084	\$ 222,177,031	\$ 1,910,947
-local other	169,847,849	169,847,849	200,679,783	30,831,934
Licenses and permits	3,526,645	3,526,645	3,788,360	261,715
Intergovernmental revenues	1,695,362	1,695,362	1,747,492	52,130
Charges for services	4,386,354	4,386,354	2,901,180	(1,485,174)
Fines and forfeits	67,048	67,048	119,550	52,502
Interest and gain on investments	755,088	755,088	167,281	(587,807)
Miscellaneous revenues	1,744,203	1,744,203	9,864,832	8,120,629
Total revenues	<u>402,288,633</u>	<u>402,288,633</u>	<u>441,445,509</u>	<u>39,156,876</u>
Other financing resources				
Appropriated fund balance	3,978,207	3,978,207	-	(3,978,207)
Transfers in	10,873,160	10,873,160	10,738,254	(134,906)
General obligation bonds	-	-	1,000,000	1,000,000
Refunding Bonds issued	-	-	33,989,958	33,989,958
Bonds premium	-	-	3,016,084	3,016,084
Issuance of debt - GO debt	-	-	2,587,000	2,587,000
Total other financing resources	<u>14,851,367</u>	<u>14,851,367</u>	<u>51,331,296</u>	<u>36,479,929</u>
Total resources (inflows)	<u>417,140,000</u>	<u>417,140,000</u>	<u>492,776,805</u>	<u>75,636,805</u>
CHARGES TO APPROPRIATIONS (OUTFLOWS)				
Expenditures				
Current:				
General government	71,357,860	45,608,793	37,745,395	7,863,398
Public safety	44,220,870	55,851,553	55,101,177	750,376
Public works	12,100,590	17,884,685	16,666,458	1,218,227
Health	5,016,210	5,016,210	5,016,210	-
Human services	4,745,210	5,452,330	4,816,531	635,799
Education	210,238,442	210,238,442	215,676,994	(5,438,552)
Library	9,279,640	13,614,941	15,739,408	(2,124,467)
Culture and recreation	3,574,280	4,572,419	3,720,162	852,257
Conservation of natural resources	1,030,750	1,210,457	1,135,496	74,961
Economic development	2,281,410	2,532,100	2,194,185	337,915
Judicial	6,468,970	8,587,722	8,378,591	209,131
Reserve for contingencies	4,411,483	4,813,488	-	4,813,488
Debt service:				
Debt service - County	23,712,520	23,712,520	23,259,371	453,149
Debt service - Board of Education	10,204,030	10,204,030	9,917,609	286,421
Total expenditures	<u>408,642,265</u>	<u>409,299,690</u>	<u>399,367,587</u>	<u>9,932,103</u>
Other financing uses				
Transfers out	8,497,735	7,840,310	7,856,310	(16,000)
Payment to escrow agent	-	-	36,955,048	(36,955,048)
Total other financing uses	<u>8,497,735</u>	<u>7,840,310</u>	<u>44,811,358</u>	<u>(36,971,048)</u>
Total charges to appropriations (outflows)	<u>417,140,000</u>	<u>417,140,000</u>	<u>444,178,945</u>	<u>(27,038,945)</u>
Net change in fund balances	<u>\$ -</u>	<u>\$ -</u>	48,597,860	<u>\$ 48,597,860</u>
Fund balance - beginning			132,535,068	
Fund balance - ending			<u>\$ 181,132,928</u>	

The accompanying notes to the basic financial statements are an integral part of this statement.

THE COUNTY COMMISSIONERS OF CARROLL COUNTY, MARYLAND
Statement of Revenues, Expenditures, and Changes in Fund Balances – Budgetary Basis (Non-GAAP)
Grant Fund
For the Year Ended June 30, 2021

Exhibit F-2

	Budgeted Amounts		Actual Amounts	Variance with Final Budget - Positive (Negative)
	Original	Final		
RESOURCES (INFLOWS)				
Revenues				
Charges for service:				
Commission on aging	\$ -	\$ -	\$ 1,219	\$ 1,219
Culture and recreation	210,000	210,000	164,296	(45,704)
Sheriff	-	-	197,283	197,283
Intergovernmental revenues:				
General government	-	32,910,360	6,293,717	(26,616,643)
Commission on aging	1,823,690	1,904,920	2,171,461	266,541
Housing & community development	6,675,120	13,866,519	8,480,119	(5,386,400)
Business Employment Resource Center	1,220,430	1,302,821	1,116,773	(186,048)
Sheriff	728,690	1,025,780	867,219	(158,561)
Citizen services	1,196,780	1,277,141	1,704,314	427,173
Library	-	8,560	8,560	-
State's attorney	432,950	349,107	276,806	(72,301)
Circuit court	1,056,370	1,026,016	826,062	(199,954)
Public works	1,387,330	5,950,904	2,835,716	(3,115,188)
Emergency operations center	584,560	(192,319)	3,186,246	3,378,565
Planning	63,520	67,305	35,987	(31,318)
Tourism	50,000	176,534	167,191	(9,343)
Economic development	-	4,330,811	9,732,858	5,402,047
Culture and recreation	-	2,513	54,842	52,329
Fines and forfeits:				
Planning	-	-	7,816	7,816
Interest	-	8,548	(10,718)	(19,266)
Miscellaneous	130,710	230,679	297,102	66,423
Total revenues	<u>15,560,150</u>	<u>64,456,199</u>	<u>38,414,869</u>	<u>(26,041,330)</u>
Other financing resources				
Transfers in	<u>2,094,610</u>	<u>1,437,185</u>	<u>1,437,185</u>	<u>-</u>
Total other financing resources	<u>2,094,610</u>	<u>1,437,185</u>	<u>1,437,185</u>	<u>-</u>
Total Resources (Inflows)	<u>17,654,760</u>	<u>65,893,384</u>	<u>39,852,054</u>	<u>(26,041,330)</u>
CHARGES TO APPROPRIATIONS (OUTFLOWS)				
Expenditures				
Current:				
General government	-	32,910,360	6,178,114	26,732,246
Public safety	1,482,800	1,066,168	4,408,117	(3,341,949)
Public works	2,782,300	6,671,640	3,316,860	3,354,780
Health	-	-	-	-
Human Services	10,179,900	17,691,642	12,563,272	5,128,370
Library	-	8,560	8,560	-
Culture and recreation	188,100	190,613	221,259	(30,646)
Conservation of natural resources	76,230	42,573	61,631	(19,058)
Economic development	1,300,430	5,837,552	11,109,950	(5,272,398)
Judicial	1,645,000	1,474,276	1,292,637	181,639
Total expenditures	<u>17,654,760</u>	<u>65,893,384</u>	<u>39,160,400</u>	<u>26,732,984</u>
Total charges to appropriations (outflows)	<u>(17,654,760)</u>	<u>(65,893,384)</u>	<u>(39,160,400)</u>	<u>26,732,984</u>
Net change in fund balance	<u>\$ -</u>	<u>\$ -</u>	691,654	<u>\$ 691,654</u>
Fund balance - beginning			<u>1,701,619</u>	
Fund balance - ending			<u>\$ 2,393,273</u>	

The accompanying notes to the basic financial statements are an integral part of this statement.

THE COUNTY COMMISSIONERS OF CARROLL COUNTY, MARYLAND
Statement of Net Position
Proprietary Funds
June 30, 2021

Exhibit G

	Business-type Activities-Enterprise Funds					Governmental	
	Bureau of Utilities	Solid Waste	Airport	Fiber Network	Non-Major Enterprise Funds	Total	Activities - Internal Service Funds
ASSETS							
Current assets:							
Equity in pooled cash and investments	\$ -	\$ 6,746,505	\$ -	\$ -	\$ 1,180,378	\$ 7,926,883	\$ 27,059,829
Cash and cash equivalents	-	12,249	-	-	800	13,049	-
Receivables, net	4,161,000	868,461	96,722	37,849	98,047	5,262,079	546,271
Due from component units	-	6,431	-	-	-	6,431	-
Due from other funds	-	10,837	-	-	-	10,837	-
Inventories	422,866	4,720	14,076	-	-	441,662	-
Prepaid expenses	-	-	-	4,167	-	4,167	36,146
Total current assets	<u>4,583,866</u>	<u>7,649,203</u>	<u>110,798</u>	<u>42,016</u>	<u>1,279,225</u>	<u>13,665,108</u>	<u>27,642,246</u>
Noncurrent assets:							
Capital assets:							
Land	260,485	2,083,618	9,589,607	5	-	11,933,715	-
Buildings	17,676,654	1,752,296	4,569,596	-	379,811	24,378,357	-
Improvements other than buildings	12,907,005	6,327,978	2,356,748	1,139,212	447,998	23,178,941	-
Auto, machinery and equipment	4,047,791	4,469,593	2,546,731	21,413,049	254,236	32,731,400	-
Infrastructure	108,219,543	-	-	-	-	108,219,543	-
Construction in progress	24,054,570	-	229,520	-	3,647,648	27,931,738	-
Less accumulated depreciation	<u>(55,359,874)</u>	<u>(7,629,835)</u>	<u>(4,260,771)</u>	<u>(7,852,678)</u>	<u>(653,120)</u>	<u>(75,756,278)</u>	<u>-</u>
Total capital assets (net of accumulated depreciation)	<u>111,806,174</u>	<u>7,003,650</u>	<u>15,031,431</u>	<u>14,699,588</u>	<u>4,076,573</u>	<u>152,617,416</u>	<u>-</u>
Total assets	<u>\$ 116,390,040</u>	<u>\$ 14,652,853</u>	<u>\$ 15,142,229</u>	<u>\$ 14,741,604</u>	<u>\$ 5,355,798</u>	<u>\$ 166,282,524</u>	<u>\$ 27,642,246</u>

(Continued)

The accompanying notes to the basic financial statements are an integral part of this statement.

THE COUNTY COMMISSIONERS OF CARROLL COUNTY, MARYLAND
Statement of Net Position
Proprietary Funds
June 30, 2021

Exhibit G

	Business-type Activities-Enterprise Funds					Total	Governmental
	Bureau of Utilities	Solid Waste	Airport	Fiber Network	Non-Major Enterprise Funds		Activities - Internal Service Funds
LIABILITIES							
Current liabilities:							
Accounts payable	\$ 2,732,719	\$ 818,682	\$ 40,711	\$ 47,139	\$ 67,644	\$ 3,706,895	\$ 437,567
Accrued interest payable	39,874	1,493	22,016	-	110	63,493	-
Unearned revenue	8,179	-	30,798	-	-	38,977	-
Accrued expenses	35,546	20,733	4,191	-	2,000	62,470	-
Due to component units	-	-	-	-	-	-	2,200
Due to other funds	1,733,011	10,837	261,419	1,877,205	-	3,882,472	-
Long-term liabilities due within one year:							
General obligation bonds payable	1,233,144	60,007	111,102	-	13,214	1,417,467	-
Unpaid claims	-	-	-	-	-	-	2,475,921
Landfill closure, post closure remediation	-	170,378	-	-	-	170,378	-
Compensated absences	150,029	73,701	18,813	-	13,071	255,614	-
Total long-term liabilities due within one year	<u>1,383,173</u>	<u>304,086</u>	<u>129,915</u>	<u>-</u>	<u>26,285</u>	<u>1,843,459</u>	<u>2,475,921</u>
Total current liabilities	<u>5,932,502</u>	<u>1,155,831</u>	<u>489,050</u>	<u>1,924,344</u>	<u>96,039</u>	<u>9,597,766</u>	<u>2,915,688</u>
Noncurrent liabilities:							
General obligation bonds payable	4,724,693	83,519	4,814,202	-	-	9,622,414	-
Unpaid claims	-	-	-	-	-	-	2,947,789
Landfill closure, post closure remediation	-	8,673,313	-	-	-	8,673,313	-
Compensated absences	200,891	198,451	12,601	-	-	411,943	-
Total noncurrent liabilities	<u>4,925,584</u>	<u>8,955,283</u>	<u>4,826,803</u>	<u>-</u>	<u>-</u>	<u>18,707,670</u>	<u>2,947,789</u>
Total liabilities	<u>10,858,086</u>	<u>10,111,114</u>	<u>5,315,853</u>	<u>1,924,344</u>	<u>96,039</u>	<u>28,305,436</u>	<u>5,863,477</u>
Deferred Inflows of Resources							
Debt refunding	84,910	12,461	2,536	-	-	99,907	-
Total deferred inflows of resources	<u>84,910</u>	<u>12,461</u>	<u>2,536</u>	<u>-</u>	<u>-</u>	<u>99,907</u>	<u>-</u>
NET POSITION							
Net investment in capital assets	105,821,806	6,979,263	10,103,591	14,699,588	4,063,359	141,667,607	-
Restricted for:							
Capital projects	14,203,819	521,989	1,788,293	614,844	3,040	17,131,985	-
Unrestricted (deficit)	<u>(14,578,581)</u>	<u>(2,971,974)</u>	<u>(2,068,044)</u>	<u>(2,497,172)</u>	<u>1,193,360</u>	<u>(20,922,411)</u>	<u>21,778,769</u>
Total net position	<u>\$ 105,447,044</u>	<u>\$ 4,529,278</u>	<u>\$ 9,823,840</u>	<u>\$ 12,817,260</u>	<u>\$ 5,259,759</u>	<u>\$ 137,877,181</u>	<u>\$ 21,778,769</u>

The accompanying notes to the basic financial statements are an integral part of this statement.

THE COUNTY COMMISSIONERS OF CARROLL COUNTY, MARYLAND
Statement of Revenues, Expenses and Changes in Fund Net Position
Proprietary Funds
For the Year Ended June 30, 2021

Exhibit H

	Business-type Activities-Enterprise Funds						Governmental Activities - Internal Service Funds
	Bureau of Utilities	Solid Waste	Airport	Fiber Network	Non-Major Enterprise Funds	Total	
Operating revenues:							
Charges for services	\$ 12,155,336	\$ 8,218,383	\$ 920,723	\$ 241,040	\$ 1,192,611	\$ 22,728,093	\$ 19,345,643
Total operating revenues	<u>12,155,336</u>	<u>8,218,383</u>	<u>920,723</u>	<u>241,040</u>	<u>1,192,611</u>	<u>22,728,093</u>	<u>19,345,643</u>
Operating expenses:							
Personal services	2,697,570	1,565,230	273,724	-	125,397	4,661,921	-
Contractual services	5,536,901	7,893,238	225,847	389,410	252,793	14,298,189	-
Materials and supplies	1,601,185	182,220	31,180	5,592	66,983	1,887,160	-
Rents and utilities	655,950	42,622	14,946	47,079	87,227	847,824	-
Insurance claims	-	-	-	-	-	-	17,434,005
Miscellaneous	7,086	214,247	29,888	2,083	191,453	444,757	-
Depreciation	3,505,983	670,704	363,344	902,269	35,300	5,477,600	-
Total operating expenses	<u>14,004,675</u>	<u>10,568,261</u>	<u>938,929</u>	<u>1,346,433</u>	<u>759,153</u>	<u>27,617,451</u>	<u>17,434,005</u>
Operating income (loss)	<u>(1,849,339)</u>	<u>(2,349,878)</u>	<u>(18,206)</u>	<u>(1,105,393)</u>	<u>433,458</u>	<u>(4,889,358)</u>	<u>1,911,638</u>
Nonoperating revenues (expenses):							
Penalties and interest	62,531	21,386	-	-	6,671	90,588	63,278
Medicare Part D	-	-	-	-	-	-	275,836
Insurance recovery	-	-	-	-	-	-	1,139,876
Bond interest subsidy	73	-	145	-	-	218	-
Interest and fiscal charges	(219,035)	(4,961)	(135,583)	-	(1,045)	(360,624)	-
Total nonoperating revenues (expenses)	<u>(156,431)</u>	<u>16,425</u>	<u>(135,438)</u>	<u>-</u>	<u>5,626</u>	<u>(269,818)</u>	<u>1,478,990</u>
Income (loss) before contributions and transfers	<u>(2,005,770)</u>	<u>(2,333,453)</u>	<u>(153,644)</u>	<u>(1,105,393)</u>	<u>439,084</u>	<u>(5,159,176)</u>	<u>3,390,628</u>
Capital contributions							
(Area Connection Charges & Grants)	2,020,392	99,140	348,573	-	-	2,468,105	-
Capital contributions (Maintenance Fee)	1,514,058	-	-	-	-	1,514,058	-
Transfers in	761,950	1,532,250	-	168,000	-	2,462,200	-
Change in net position	<u>2,290,630</u>	<u>(702,063)</u>	<u>194,929</u>	<u>(937,393)</u>	<u>439,084</u>	<u>1,285,187</u>	<u>3,390,628</u>
Total net position - beginning of year	<u>103,156,414</u>	<u>5,231,341</u>	<u>9,628,911</u>	<u>13,754,653</u>	<u>4,820,675</u>	<u>136,591,994</u>	<u>18,388,141</u>
Total net position - end of year	<u>\$ 105,447,044</u>	<u>\$ 4,529,278</u>	<u>\$ 9,823,840</u>	<u>\$ 12,817,260</u>	<u>\$ 5,259,759</u>	<u>\$ 137,877,181</u>	<u>\$ 21,778,769</u>

The accompanying notes to the basic financial statements are an integral part of this statement.

THE COUNTY COMMISSIONERS OF CARROLL COUNTY, MARYLAND
Statement of Cash Flows
Proprietary Funds
For the Year Ended June 30, 2021

Exhibit I

	Business-type Activities-Enterprise Funds						Governmental Activities - Internal Service Funds
	Bureau of Utilities	Solid Waste	Airport	Fiber Network	Non-Major Enterprise Funds	Total	
CASH FLOWS FROM OPERATING ACTIVITIES							
Receipts from customers and users	\$ 12,930,512	\$ 8,084,449	\$ 825,513	\$ 244,228	\$ 1,222,493	\$ 23,307,195	\$ 19,345,643
Receipts from (payments to) other funds	1,733,011	-	(95,987)	13,705	-	1,650,729	-
Payments to suppliers	(8,795,889)	(8,066,297)	(292,680)	(425,933)	(642,885)	(18,223,684)	(17,601,619)
Payments to employees	(2,869,180)	(1,714,173)	(296,914)	-	(127,365)	(5,007,632)	-
Net cash provided (used) by operating activities	<u>2,998,454</u>	<u>(1,696,021)</u>	<u>139,932</u>	<u>(168,000)</u>	<u>452,243</u>	<u>1,726,608</u>	<u>1,744,024</u>
CASH FLOWS FROM NONCAPITAL FINANCING ACTIVITIES							
Medicare Part D	-	-	-	-	-	-	275,836
Transfers in	761,950	1,532,250	-	168,000	-	2,462,200	-
Net cash provided by noncapital financing activities	<u>761,950</u>	<u>1,532,250</u>	<u>-</u>	<u>168,000</u>	<u>-</u>	<u>2,462,200</u>	<u>275,836</u>
CASH FLOWS FROM CAPITAL AND RELATED FINANCING ACTIVITIES							
Acquisition and construction of capital assets	(7,670,318)	(285,677)	(226,920)	-	(2,723,836)	(10,906,751)	-
Principal paid on capital debt	(1,271,825)	(72,829)	(138,278)	-	(13,117)	(1,496,049)	-
Interest paid on capital debt	(268,574)	(10,579)	(136,805)	-	(989)	(416,947)	-
Proceeds from capital debt	6,738	-	13,303	-	-	20,041	-
Capital contributions (Area Connection Charges & Grants)	3,534,450	99,140	348,573	-	-	3,982,163	-
Bond interest subsidy	73	-	145	-	-	218	-
Net cash used by capital and related financing activities	<u>(5,669,456)</u>	<u>(269,945)</u>	<u>(139,982)</u>	<u>-</u>	<u>(2,737,942)</u>	<u>(8,817,325)</u>	<u>-</u>
CASH FLOWS FROM INVESTING ACTIVITIES							
Interest on investments and cash	62,531	21,386	-	-	6,671	90,588	63,278
Insurance Recovery	-	-	-	-	-	-	1,139,876
Net cash provided by investing activities	<u>62,531</u>	<u>21,386</u>	<u>-</u>	<u>-</u>	<u>6,671</u>	<u>90,588</u>	<u>1,203,154</u>
Net (decrease) increase	<u>(1,846,521)</u>	<u>(412,330)</u>	<u>(50)</u>	<u>-</u>	<u>(2,279,028)</u>	<u>(4,537,929)</u>	<u>3,223,014</u>
Equity in pooled cash and investments, and cash and cash equivalents at beginning of year	<u>1,846,521</u>	<u>7,171,084</u>	<u>50</u>	<u>-</u>	<u>3,460,206</u>	<u>12,477,861</u>	<u>23,836,815</u>
Equity in pooled cash and investments, and cash and cash equivalents at end of year	<u>\$ -</u>	<u>\$ 6,758,754</u>	<u>\$ -</u>	<u>\$ -</u>	<u>\$ 1,181,178</u>	<u>\$ 7,939,932</u>	<u>\$ 27,059,829</u>

(Continued)

The accompanying notes to the basic financial statements are an integral part of this statement.

THE COUNTY COMMISSIONERS OF CARROLL COUNTY, MARYLAND
Statement of Cash Flows
Proprietary Funds
For the Year Ended June 30, 2021

Exhibit I

	Business-type Activities-Enterprise Funds					Governmental Activities - Internal Service Funds	
	Bureau of Utilities	Solid Waste	Airport	Fiber Network	Non-Major Enterprise Funds		Total
Reconciliation of operating income (loss) to net cash provided (used) by operating activities:							
Operating income (loss)	\$ (1,849,339)	\$ (2,349,878)	\$ (18,206)	\$ (1,105,393)	\$ 433,458	\$ (4,889,358)	\$ 1,911,638
Adjustments to reconcile operating income (loss) to net cash provided (used) by operating activities:							
Depreciation expense	3,505,983	670,704	363,344	902,269	35,300	5,477,600	-
Effect of changes in operating assets and liabilities:							
Due to/from other funds	1,733,011	-	(95,987)	13,705	-	1,650,729	-
Accounts receivable	781,541	(133,934)	(52,303)	3,188	29,882	628,374	(527,150)
Prepaid expense	-	-	-	2,083	-	2,083	(36,146)
Inventories	76,898	-	4,294	-	-	81,192	-
Compensated absences payable	(115,676)	(112,430)	(16,102)	-	2,077	(242,131)	-
Accounts payable and accrued expenses	(1,127,598)	184,139	(2,202)	16,148	(48,474)	(977,987)	250,460
Unearned revenue	(6,366)	-	(42,906)	-	-	(49,272)	(10,531)
Claims liability	-	-	-	-	-	-	155,753
Landfill closure, post closure, remediation costs	-	45,378	-	-	-	45,378	-
	<u>4,847,793</u>	<u>653,857</u>	<u>158,138</u>	<u>937,393</u>	<u>18,785</u>	<u>6,615,966</u>	<u>(167,614)</u>
Net cash provided (used) by operating activities	<u>\$ 2,998,454</u>	<u>\$ (1,696,021)</u>	<u>\$ 139,932</u>	<u>\$ (168,000)</u>	<u>\$ 452,243</u>	<u>\$ 1,726,608</u>	<u>\$ 1,744,024</u>

The accompanying notes to the basic financial statements are an integral part of this statement.

THE COUNTY COMMISSIONERS OF CARROLL COUNTY, MARYLAND
Statement of Fiduciary Net Position
Trust and Custodial Funds
June 30, 2021

Exhibit J

	Trust Funds	Custodial Funds
ASSETS		
Equity in pooled cash and investments	\$ 27,396	\$ 424,697
Prepaid expenses	8,777	-
Investments at fair value/net asset value:		
Short-term investments	2,055,519	-
Bond funds	40,189,398	-
Equity funds	117,348,489	-
Marketable securities	140,862,227	-
Real estate funds	24,870,539	-
Total investments	325,326,172	-
Total assets	\$ 325,362,345	\$ 424,697
LIABILITIES		
Accounts payable	\$ 50,417	\$ 90,487
Total liabilities	\$ 50,417	\$ 90,487
FIDUCIARY NET POSITION		
Restricted for:		
Pensions	\$ 168,977,919	\$ -
OPEB	156,334,009	-
Other purposes	-	334,210
Total fiduciary net position	\$ 325,311,928	\$ 334,210

The accompanying notes to the basic financial statements are an integral part of this statement.

THE COUNTY COMMISSIONERS OF CARROLL COUNTY, MARYLAND
Statement of Change in Fiduciary Net Position
Trust Funds
For the Year Ended June 30, 2021

Exhibit K

	Trust Funds	Custodial Funds
ADDITIONS		
Contributions:		
Employer	\$ 17,173,060	\$ -
Plan members	<u>3,716,759</u>	<u>164,600</u>
Total contributions	<u>20,889,819</u>	<u>164,600</u>
Investment earnings:		
Interest and dividends	2,577	1,275
Net increase in the fair value of investments	<u>68,119,998</u>	<u>-</u>
Total investment earnings	68,122,575	1,275
Less investment expense	<u>(129,955)</u>	<u>-</u>
Net investment earnings	<u>67,992,620</u>	<u>1,275</u>
Franchise fee-cable TV	<u>-</u>	<u>353,822</u>
Total additions	<u>88,882,439</u>	<u>519,697</u>
DEDUCTIONS		
Benefits and refunds paid to plan members and beneficiaries	11,115,335	-
Administrative expenses	<u>88,539</u>	<u>605,493</u>
Total deductions	<u>11,203,874</u>	<u>605,493</u>
Net increase (decrease) in fiduciary net position	77,678,565	(85,796)
Fiduciary net position-beginning	<u>247,633,363</u>	<u>420,006</u>
Fiduciary net position-ending	<u>\$ 325,311,928</u>	<u>\$ 334,210</u>

The accompanying notes to the basic financial statements are an integral part of this statement.

THE COUNTY COMMISSIONERS OF CARROLL COUNTY, MARYLAND

Combining Statement of Net Position

Component Units

June 30, 2021

Exhibit L

	Board of Education	Carroll Community College	Library	Industrial Development Authority	Total Component Units
ASSETS					
Cash and cash equivalents	\$ 3,991,120	\$ 14,795,617	\$ 1,610,173	\$ 5,514,136	\$ 25,911,046
Restricted cash and cash equivalents	-	-	-	7,972,223	7,972,223
Investments	30,000,000	17,365,158	-	-	47,365,158
Taxes and receivables, net	316,279	2,425,623	182,976	-	2,924,878
Due from primary government	35,570,983	1,328	14,554	-	35,586,865
Due from other governments	14,211,684	-	-	-	14,211,684
Inventories	1,329,822	-	6,310	-	1,336,132
Prepaid expenses	498,231	603,560	93,504	-	1,195,295
Investments - restricted	-	58,749	-	-	58,749
Capital assets not being depreciated:					
Land	14,144,528	-	-	5,057,437	19,201,965
Construction in progress	19,277,584	-	4,628,278	-	23,905,862
Art and doll collection	-	422,125	-	-	422,125
Capital assets net of accumulated depreciation:					
Buildings and contents	344,047,309	1,411,096	2,966,118	-	348,424,523
Auto, machinery and equipment	11,189,789	929,035	-	-	12,118,824
Capital assets, net of depreciation	388,659,210	2,762,256	7,594,396	5,057,437	404,073,299
Total assets	474,577,329	38,012,291	9,501,913	18,543,796	540,635,329
Deferred Outflows of Resources					
Pensions	5,596,640	-	302,678	-	5,899,318
OPEB	153,887,378	7,062,472	-	-	160,949,850
Total deferred outflows of resources	159,484,018	7,062,472	302,678	-	166,849,168
Total assets and deferred outflows	634,061,347	45,074,763	9,804,591	18,543,796	707,484,497
LIABILITIES					
Accounts payable	6,950,316	549,631	347,748	4,928	7,852,623
Due to primary government	20,417	339	503,655	612,910	1,137,321
Due to other governments	787	-	-	-	787
Unearned revenue	1,674,162	1,516,660	-	7,972,223	11,163,045
Accrued expenses	37,595,776	709,774	373,472	11,695	38,690,717
Long-term liabilities:					
Due within one year	1,750,000	1,213,334	-	-	2,963,334
Due in more than one year	598,425,509	28,297,904	1,568,011	-	628,291,424
Total liabilities	646,416,967	32,287,642	2,792,886	8,601,756	690,099,251
Deferred Inflows of Resources					
Pensions	2,149,559	-	55,895	-	2,205,454
OPEB	2,263,000	2,599,350	-	-	4,862,350
Total deferred inflows of resources	4,412,559	2,599,350	55,895	-	7,067,804
NET POSITION					
Net investment in capital assets	387,892,108	2,340,131	7,094,396	4,444,527	401,771,162
Restricted for:					
Capital projects	-	-	4,238	-	4,238
Grants	604,801	-	-	-	604,801
Food services	727,187	-	-	-	727,187
Educational purposes	-	15,001,614	-	-	15,001,614
Unrestricted (deficit)	(405,992,275)	(7,153,974)	(142,824)	5,497,513	(407,791,560)
Total net position	\$ (16,768,179)	\$ 10,187,771	\$ 6,955,810	\$ 9,942,040	\$ 10,317,442

The accompanying notes to the basic financial statements are an integral part of this statement.

THE COUNTY COMMISSIONERS OF CARROLL COUNTY, MARYLAND
Combining Statement of Activities
Component Units
For the Year Ended June 30, 2021

Exhibit M

	Expenses	Program Revenues			Net (Expense) Revenue and Changes in Net Position				
		Charges for Service	Operating Grants and Contributions	Capital Grants and Contributions	Board of Education	Carroll Community College	Library	Industrial Development Authority	Total
Component units:									
Board of Education	\$ 464,796,832	\$ 92,137	\$ 73,871,035	\$ 22,159,256	\$ (368,674,404)	\$ -	\$ -	\$ -	\$ (368,674,404)
Carroll Community College	39,995,844	8,116,514	4,367,049	-	-	(27,512,281)	-	-	(27,512,281)
Library	18,546,039	88,982	2,863,729	2,715,002	-	-	(12,878,326)	-	(12,878,326)
Industrial Development Authority	3,136,732	-	-	135,559	-	-	-	(3,001,173)	(3,001,173)
Total component units	\$ 526,475,447	\$ 8,297,633	\$ 81,101,813	\$ 25,009,817	(368,674,404)	(27,512,281)	(12,878,326)	(3,001,173)	(412,066,184)
General revenues:									
Local appropriations					198,924,586	11,994,568	15,784,611	-	226,703,765
State aid					124,348,952	8,642,374	-	-	132,991,326
Grants and contributions not restricted to specific programs					-	7,405,471	-	-	7,405,471
Investment earnings and miscellaneous, unrestricted					5,719,372	4,293,042	29,887	153,652	10,195,953
Total general revenues and transfers					<u>328,992,910</u>	<u>32,335,455</u>	<u>15,814,498</u>	<u>153,652</u>	<u>377,296,515</u>
Change in net position					(39,681,494)	4,823,174	2,936,172	(2,847,521)	(34,769,669)
Net position - beginning of year, as restated					22,913,315	5,364,597	4,019,638	12,789,561	45,087,111
Net position - ending					<u>\$ (16,768,179)</u>	<u>\$ 10,187,771</u>	<u>\$ 6,955,810</u>	<u>\$ 9,942,040</u>	<u>\$ 10,317,442</u>

The accompanying notes to the basic financial statements are an integral part of this statement.

THE COUNTY COMMISSIONERS OF CARROLL COUNTY, MARYLAND
Notes to Financial Statements
June 30, 2021

NOTES TO FINANCIAL STATEMENTS INDEX

Note 1 – Summary of significant accounting policies	50
A. Description of Government-wide financial statements	50
B. Reporting entity	50
C. Basis of presentation - government-wide financial statements	51
D. Basis of presentation - fund financial statements	51
E. Measurement focus and basis of accounting	53
F. Budgetary information	54
G. Assets, liabilities, deferred outflows/inflows of resources, and net position/fund balance	54
H. Estimated liability for claims in process	58
I. Estimates	58
J. Revenues and expenditures/expenses	58
K. New accounting pronouncements	60
L. Restatement – Component Units	62
Note 2 – Reconciliation of Government-wide and Fund Financial Statements	62
A. Explanation of certain differences between the Governmental Fund Balance Sheet and the Government-wide Statement of Net Position	62
B. Explanation of certain differences between the Governmental Fund Statement of Revenues, Expenditures, and Changes in Fund Balances and the Government-wide Statement of Activities	63
Note 3 – Equity in Pooled Cash and Investments, Cash Equivalents and Investments	64
Note 4 – Budgets and Budgetary Accounting	69
Note 5 – Receivables and Deferred Inflows/Outflows	69
Note 6 – Interfund Receivables, Payables and Transfers	72
Note 7 – Capital Assets	74
Note 8 – Long-Term Debt	78
A. Governmental Activities	79
B. Business-type Activities	83
Note 9 – Lease Obligations	85
Note 10 – Landfill Closure, Postclosure and Remediation Costs	88
Note 11 – Pension Plans	88
Carroll County Employee Pension Plan	88
Carroll County Certified Law Officers Pension Plan	89
Volunteer Firemen Pension Plan (LOSAP)	89
Maryland State Retirement and Pension System – Governmental Activities	100
Component Units – Board of Education of Carroll County	100
Component Units – Carroll Community College	102
Component Units – Carroll County Public Library	103
401(k) Retirement Plan	108
403(b) Retirement Plan	108
Note 12 – Post Employment Benefits Other Than Pension Benefits	109
Retiree Benefit Trust, Board of County Commissioner of Carroll County, Maryland	109
Component Units – Carroll County Public Library	116
Component Units – Board of Education of Carroll County	117
Component Units – Carroll Community College	121
Note 13 – Fund Balance	125
Note 14 – Budgetary Basis to GAAP Reconciliation	126
Note 15 – Commitments and Contingencies	126
Note 16 – Risk Management	128
Note 17 – Subsequent Events	130

THE COUNTY COMMISSIONERS OF CARROLL COUNTY, MARYLAND
Notes to Financial Statements
June 30, 2021

Note 1 - Summary of significant accounting policies

A. Description of Government-wide financial statements

The government-wide financial statements (i.e. the statement of net position and the statement of activities) report information on all of the nonfiduciary activities of the primary government and its component units. All fiduciary activities are reported only in the fund financial statements. *Governmental activities*, which normally are supported by taxes and intergovernmental revenues, are reported separately from *business-type activities*, which rely to a significant extent on fees and charges for support. Likewise, the *primary government* is reported separately from certain legally separate *component units* for which the primary government is financially accountable.

B. Reporting entity

Carroll County was created pursuant to an act of the General Assembly of the State of Maryland on January 19, 1837. Both executive and legislative functions of the County are vested in the elected five-member Board of County Commissioners of Carroll County. Each commissioner represents a district in the County.

The basic financial statements include Carroll County, Maryland as the primary government, and its significant component units, entities for which the County is considered to be financially accountable.

Discretely presented component units

The financial data of the County's component units are discretely presented in a column separate from the financial data of the primary government. They are reported in a separate column to emphasize that they are legally separate from the County. The following are the County's component units that are included in the reporting:

The Board of Education ("BOE") of Carroll County as currently constituted was established under Title 3, Subtitle 103, Education, of the Annotated Code of Maryland. The BOE is a five-member elected body responsible for the operation of Carroll County Public Schools. The Board of Education of Carroll County is a component unit of Carroll County, Maryland by virtue of the County's responsibility for levying taxes and its budgetary control over the Board of Education. The BOE does not report any component units itself. The Board of Education's financial statements were audited by CliftonLarsonAllen LLP, a firm of licensed certified public accountants. The independent auditor concluded that the Board of Education's financial statements present fairly, in all material respects, the respective financial position of the governmental activities, each major fund and the aggregate remaining fund information as of and for the year ended June 30, 2021. At year-end any unspent appropriation up to 5% of the current year operating budget is retained by the Board of Education as a component of their fund balance. Any excess above the 5% is returned to the County.

The Carroll County Library Board of Trustees is established under Title 23, Subtitle 401, Education, of the Annotated Code of Maryland. The Board of Trustees is a seven-member body and is responsible for the operation of Carroll County Public Library ("the Library"). The members are appointed by the County Commissioners from nominees submitted by the Library Board of Trustees. The Library is a component unit of Carroll County Government by virtue of the Library's fiscal dependency on the County. The County levies taxes and is the primary source of the Library Board of Trustees' budget. The Library's financial statements were audited by CohnReznick LLP, a firm of licensed certified public accountants. The independent auditor concluded that the Library's financial statements present fairly, in all material respects, the financial position of the governmental activities, and each major fund as of and for the year ended June 30, 2021. At year-end any unspent appropriation up to 5% of the current year operating budget is retained by the Library as a component of their fund balance. Any excess above the 5% is returned to the County.

Carroll Community College ("the College") is considered a "body politic" under Maryland State law as an instrumentality of the State of Maryland ("the State"). The seven-member Board of Trustees of Carroll Community College governs the College. The Board of Trustees are appointed for six-year terms by the Governor of the State with the advice and consent of the State Senate. The College is a component unit of Carroll County Government by virtue of the County's responsibility for levying taxes and its power to appropriate funds to establish and operate a community college as referenced in The Annotated Code of Maryland Education Article §16-304. The College serves the constituents of the County. At year-end any unspent appropriation up to 10% of the current year operating budget is retained by the College as a component of their net position. Any excess above the 10% is returned to the County.

THE COUNTY COMMISSIONERS OF CARROLL COUNTY, MARYLAND
Notes to Financial Statements
June 30, 2021

Carroll Community College Foundation, a component unit of Carroll Community College, is a separate legal entity. It has a separate Board of Directors that works closely with the College. The College President, Vice-President of Administration and a College Trustee are ex-officio members of the Foundation Board. Although the College does not control the timing or amount of receipts from the Foundation, all of the resources, or income thereon, that the Foundation holds and invests are restricted to the activities of the College by the donors. Because these restricted resources held by the Foundation can only be used by, or for the benefit of the College, the Foundation is discretely presented in the College's financial statements.

Carroll Community College's financial statements, including the Carroll Community College Foundation, were audited by CliftonLarsonAllen LLP, a firm of licensed certified public accountants. The independent auditor concluded that Carroll Community College's financial statements present fairly, in all material respects, the financial position of the business-type activities and the discretely presented component unit as of and for the year ended June 30, 2021.

The Industrial Development Authority ("IDA") of Carroll County was established pursuant to Sections 266A-1 through 266A-3 of Article 41 of the Annotated Code of Maryland, and Resolution 25-80 adopted by the Board of County Commissioners of Carroll County on October 16, 1980. The IDA provides economic development services to commercial enterprises in the County. The County Commissioners appoint a voting majority of the IDA, which is also fiscally dependent on the County. The IDA's financial statements were audited by CohnReznick LLP, a firm of licensed certified public accountants. The independent auditor concluded that the IDA's financial statements present fairly, in all material respects, the financial position of the business-type activities as of and for the year ended June 30, 2021.

Complete financial statements of the individual component units can be obtained from their respective administrative offices listed below:

Board of Education of Carroll County
55 North Court Street
Westminster, Maryland 21157

Carroll Community College
1601 Washington Road
Westminster, Maryland 21157

Industrial Development Authority
225 N. Center Street
Westminster, Maryland 21157

Carroll County Public Library
1100 Green Valley Road
New Windsor, Maryland 21776

The above are the only entities that qualify as component units based on the criteria set forth in GASB Statement No. 39 and GASB Statement No. 61, amendments of GASB Statement 14.

C. Basis of presentation - government-wide financial statements

While separate government-wide and fund financial statements are presented, they are interrelated. The governmental activities column incorporates data from governmental funds and internal service funds, while business-type activities incorporate data from the government's enterprise funds. Separate financial statements are provided for governmental funds, proprietary funds, and fiduciary funds, even though the latter are excluded from the government-wide financial statements.

As discussed earlier, the government has four discretely presented component units. They are shown in separate columns in the government-wide financial statements.

As a general rule, the effect of interfund activity has been eliminated from the government-wide financial statements. Exceptions to this general rule are payments-in-lieu of taxes and other charges between the government's water and sewer function and various other functions of the government. Elimination of these charges would distort the direct costs and program revenues reported for the various functions concerned.

D. Basis of presentation - fund financial statements

The fund financial statements provide information about the County's funds and its fiduciary funds. Separate statements for each fund category - governmental, proprietary, and fiduciary are presented. The emphasis of fund financial statements is on

THE COUNTY COMMISSIONERS OF CARROLL COUNTY, MARYLAND
Notes to Financial Statements
June 30, 2021

major governmental and enterprise funds, each displayed in a separate column. All remaining governmental and enterprise funds are aggregated and reported as nonmajor funds.

The government reports the following major governmental funds:

The *General Fund* is the primary operating fund of the County. It is used to account for all financial resources except those required to be accounted for in another fund.

The *Capital Projects Fund* is used to account for financial resources related to the acquisition or construction of capital assets of the County (other than those financed by proprietary fund types).

The *Grant Fund* primarily accounts for revenues that are formally restricted by law for a particular purpose or have specific requirements associated with eligible program costs.

The government reports the following major proprietary funds:

Enterprise Funds:

The *Carroll County Bureau of Utilities* provides public water and sewer services in certain areas of the County. This fund accounts for the operations, construction or acquisition of capital assets, and related debt service costs. All assets, except those available to fund current liabilities, are considered restricted for use only in this fund.

The *Carroll County Solid Waste Fund* provides solid waste disposal facilities for residential and commercial use. This fund accounts for the operations, construction or acquisition of capital assets, and related debt service costs. All assets, except those available to fund current liabilities, are considered restricted for use only in this fund.

The *Carroll County Regional Airport* accounts for the corporate hangar facilities and Airport operations, construction or acquisition of capital assets, and related debt service costs.

The *Carroll County Fiber Network* accounts for the operation and infrastructure development of the inter-county broadband fiber network.

Additionally, the government reports the following additional non-major proprietary funds:

The *Carroll County Septage Treatment Facility* provides septage waste disposal services. This fund accounts for the operations, construction or acquisition of capital assets, and related debt service costs. All assets, except those available to fund current liabilities, are considered restricted for use only in this fund.

The *Carroll County Firearms Facility* is located at the Northern Landfill. The Hap Baker Firearms Facility accounts for the operations, construction or acquisition of capital assets, and related debt service costs. All assets, except those available to fund current liabilities, are considered restricted for use only in this fund.

The *Internal Service Fund* is used to account for certain risk financing activities. The Internal Service Fund accounts for risk management activities for workers' compensation, general liability, environmental, vehicle and property insurance and County employee health benefits costs.

The government reports the following Non-Major Special Revenue Funds:

The *Hotel Rental Tax Fund* is restricted by law to provide funding for tourism and promotion of the County. The Hotel Rental Tax is a five percent tax applied to the hotel room rate and paid by the hotel guest.

The *Watershed Protection and Restoration Fund* is committed by County Resolution to provide funding for operating expenses related to the County's National Pollutant Discharge Elimination System permit and Watershed Restoration efforts. Property tax revenue is dedicated to the fund on an annual basis.

THE COUNTY COMMISSIONERS OF CARROLL COUNTY, MARYLAND
Notes to Financial Statements
June 30, 2021

The County reports the following Fiduciary Funds:

Trust Funds:

Pension Trust Funds are used to account for the activities of the County's single-employer public employee retirement plans. These include the General Employees' Plan and the Certified Law Officers Plan. The plans account for member contributions, County contributions and the earnings and profits from investments. They also account for the disbursements made for employee retirements, withdrawals, disability and death benefits as well as administrative expenses. The Volunteer Firemen's Length of Service Award Program "LOSAP" accounts for the benefit program for the volunteer fire personnel serving the various independent volunteer fire companies in the County. The LOSAP Fund is treated as a trust fund but is not a legally established trust.

The *Other Post Employment Benefit "OPEB" Trust* accounts for retiree contributions and County contributions to provide health benefits for the County's eligible retirees. The plan also accounts for the earnings from investments as well as the disbursements made for medical premiums, the payments of medical claims, and administrative expenses.

The *Custodial Fund* is used to account for assets that the County holds on behalf of others as their agent. The Carroll Cable Regulatory Commission administers the cable franchise agreement for the County and eight towns.

All governmental and business-type activities of the County follow GASB Statement 62, Codification of Accounting and Financial Reporting Guidance contained in Pre-November 30, 1989 Financial Accounting Standards Board "FASB" and American Institute of Certified Public Accountants "AICPA" pronouncements which incorporate into GASB authoritative literature certain accounting and financial reporting guidance previously included in FASB, AICPA, and Accounting Principles Board Opinions "APB" guidance issued before November 30, 1989.

During the course of operations, the government has activity between funds for various purposes. Any residual balances outstanding at year end are reported as due from/to other funds and advances to/from other funds. While these balances are reported in fund financial statements, certain eliminations are made in the preparation of the government-wide financial statements. Balances between the funds included in governmental activities (i.e., the governmental and internal service funds) are eliminated so that only the net amount is included as internal balances in the governmental activities column. Similarly, balances between the funds included in business-type activities (i.e., the enterprise funds) are eliminated so that only the net amount is included as internal balances in the business-type activities column.

Further, certain activity occurs during the year involving transfers of resources between funds. In fund financial statements these amounts are reported at gross amounts as transfers in/out. While reported in fund financial statements, certain eliminations are made in the preparation of the government-wide financial statements. Transfers between the funds included in governmental activities are eliminated so that only the net amount is included as transfers in the governmental activities column. Similarly, balances between the funds included in business-type activities are eliminated so that only the net amount is included as transfers in the business-type activities column.

E. Measurement focus and basis of accounting

The accounting and financial reporting treatment is determined by the applicable measurement focus and basis of accounting. Measurement focus indicates the type of resources being measured such as *current financial resources* or *economic resources*. The basis of accounting indicates the timing of transactions or events for recognition in the financial statements.

The government-wide financial statements, the proprietary fund financial statements, and the fiduciary fund financial statements are reported using the *economic resources measurement focus* and the *accrual basis of accounting*. Custodial funds do not have a measurement focus and are reported using the accrual basis of accounting. Revenues are recorded when earned and expenses are recorded when a liability is incurred, regardless of the timing of related cash flows. Property taxes are recognized as revenues in the year for which they are levied. Grants and similar items are recognized as revenue as soon as all eligibility requirements imposed by the provider have been met.

Governmental fund financial statements are reported using the *current financial resources measurement focus* and the *modified accrual basis of accounting*. Revenues are recognized as soon as they are both measurable and available. Revenues are considered to be *available* when they are collectible within the current period or soon enough thereafter to pay liabilities of the current period. For this purpose, the government considers revenues to be available if they are collected

THE COUNTY COMMISSIONERS OF CARROLL COUNTY, MARYLAND
Notes to Financial Statements
June 30, 2021

within 60 days of the end of the current fiscal period except grants and similar items which are considered available if collected within one year. Expenditures generally are recorded when a liability is incurred, as under accrual accounting. However, debt service expenditures, as well as expenditures related to compensated absences and claims and judgments, are recorded only when payment is due.

Property taxes, franchise taxes, licenses, and interest associated with the current fiscal period are all considered to be susceptible to accrual and so have been recognized as revenues of the current fiscal period. Only the portion of special assessments receivable due within the current fiscal period is considered to be susceptible to accrual as revenue of the current period. All other revenue items are considered to be measurable and available only when received.

F. Budgetary information

1. Budgetary basis of accounting

The annual budgets for the General Fund, Special Revenue Funds and the Capital Projects Fund are adopted on a basis consistent with generally accepted accounting principles “GAAP” except that encumbrances are treated as expenditures and real property taxes are budgeted as estimated revenues when levied. All budgetary comparisons presented in this report are on this non-GAAP budgetary basis.

The appropriated budget in the General Fund is prepared by fund, function, and department. The government’s department heads may make transfers of appropriations within a department. Transfers of appropriations between departments require the approval of the Board. The legal level of budgetary control (i.e., the level at which expenditures may not legally exceed appropriations) is the department level.

Project length budgets along with the current year’s portion of each project are budgeted in the Capital Projects Fund. The appropriated budgets are prepared by individual grants for Special Revenue Funds. The legal level of budgetary control is at the project level for the Capital Projects fund and at the program level for the Grant Fund, Hotel Rental Tax Fund, and Watershed Protection and Restoration Fund.

Appropriations in all budgeted funds lapse at the end of the fiscal year even if they have related encumbrances. Encumbrances are commitments related to unperformed (executory) contracts for goods or services (i.e., purchase orders, contracts, and commitments). Encumbrance accounting is utilized to the extent necessary to assure effective budgetary control and accountability and to facilitate effective cash planning and control. While all appropriations and encumbrances lapse at year-end, valid outstanding encumbrances (those for which performance under the executory contract is expected in the next year) are re-appropriated and become part of the subsequent year’s budget pursuant to State regulations.

2. Excess of expenditures over appropriations

For the year ended June 30, 2021, expenditures exceeded appropriations by \$5,438,552 in Education and \$2,124,467 in Library due primarily to the recording of in-kind services provided to the Board of Education, Community College, and Library. These in-kind services are not in the budget for Education and Library.

G. Assets, liabilities, deferred outflows/inflows of resources, and net position/fund balance

Cash and Cash Equivalents

The County’s cash and cash equivalents are considered to be cash on hand, demand deposits, and short-term investments with original maturities of three months or less from the date of acquisition.

Deposits and Investments

The County operates a cash and investment pool for all funds of the Primary Government. Each fund has been allocated its respective share of pooled cash and investments as reflected in the fund financial statements as “equity in pooled cash and investments.” In addition to participating in the County’s cash and investment pool, each fund may maintain separate cash and investments that are specific to the individual fund. Investments are reported at fair value or net asset value in accordance with applicable GASB standards, as further described in Note 3.

THE COUNTY COMMISSIONERS OF CARROLL COUNTY, MARYLAND
Notes to Financial Statements
June 30, 2021

Based on an average daily balance of each fund's equity in pooled cash and investments, investment income earned on the cash and investment pool is distributed monthly to the General, Enterprise, Special Revenue, and Fiduciary funds. Investment income earned on individual funds' separate cash and investments is recorded directly in the corresponding fund.

State statutes authorize the County to invest in obligations of the United States Government, Federal government agency obligations, secured time deposits in Maryland banks, bankers' acceptances, the Maryland Local Government Investment Pool, repurchase agreements secured by direct government or agency obligations and mutual funds limited to a portfolio of direct obligations of the United States government and repurchase agreements fully collateralized by the United States government obligations. Statutes have clarified that obligations of federal instrumentalities are authorized investments.

In accordance with State law, the Pool operates in conformity with all of the requirements of the Securities and Exchange Commission's "SEC" Rule 2a7 as promulgated under the Investment Company Act of 1940, as amended. Accordingly, the Pool qualifies as a 2a7-like pool and is reported at amortized cost. The pool is subject to regulatory oversight by the State Treasurer, although it is not registered with the SEC.

The County has an independent third party as custodian for securities collateralizing repurchase agreements and all other investments and certificates of deposits. The County has an agreement with the custodian used for the overnight repurchase agreement whereby the County's authorization is needed to release any collateral being held in their name. The financial condition of this other custodian was monitored by the County throughout the year to mitigate the risk. Investments of the County are recorded at fair value, which is based on quoted market prices provided by Carroll County's Custodian, except for the investments in the Maryland Local Government Investment Pool "MLGIP", and Money Market funds. MLGIP investments are recorded at amortized cost. Investments in Money Market funds are valued at the closing net asset value per share on the day of valuation. Changes in fair value are reported as increases or decreases in investment income in the operating statements of the appropriate fund.

The County has in effect a master repurchase agreement, which adheres to the prototype master repurchase agreement produced by the Public Securities Association.

State statutes require uninsured deposits to be fully collateralized.

The County is a participant in the Maryland Local Government Investment Pool "MLGIP", which provides all local government units of the State a safe investment vehicle for the short-term investment of funds. The State Legislature created MLGIP within the articles of the Annotated Code of Maryland. The MLGIP, under the administrative control of the State Treasurer, has been managed by a single financial institution, PNC Institutional Investments. The pool has a AAA rating from Standard and Poor's and maintains a \$1.00 per share value. A MLGIP Advisory Committee of current participants was formed to review, on a semi-annual basis, the activities of the Fund and to provide suggestions to enhance the pool. The fair value of the pool is the same as the value of the pool shares.

The MLGIP issues a publicly available financial report that includes financial statements and required supplementary information for the MLGIP. This report can be obtained by writing: PNC Bank Institutional Investments; Maryland Local Government Investment Pool; 1 East Pratt Street 5th Floor West; Baltimore, Maryland 21201; or by calling 410-237-5629.

Receivables

Activity between funds that are representative of lending/borrowing arrangements outstanding at the end of the fiscal year are referred to as either "due to/from other funds" (i.e., the current portion of interfund loans) or "advances to/from other funds" (i.e., the non-current portion of interfund loans). All other outstanding balances between funds are reported as "due to/from other funds." Any residual balances outstanding between the governmental activities and business-type activities are reported in the government-wide financial statements as "internal balances."

Advances between funds, as reported in the fund financial statements, are classified as nonspendable fund balance in applicable governmental funds to indicate that they are not available for appropriation and are not expendable available financial resources.

Inventories and prepaid items

Inventories shown in the general and enterprise funds of the primary government consist of expendable supplies held for consumption and are valued at cost. The inventory in the General Fund of the primary government is reflected in the financial statements by the purchase method. Under the purchase method, inventories are recorded as expenditures when

THE COUNTY COMMISSIONERS OF CARROLL COUNTY, MARYLAND
Notes to Financial Statements
June 30, 2021

purchased; however, material amounts of inventories are reported as assets of the respective fund. An amount equal to the carrying value of inventory is reported in the nonspendable fund balance category in the general fund.

The inventory of expendable supplies and food held for consumption of the Board of Education is reflected in the financial statements by the consumption method and is valued at the lower of cost (first in, first out) or market. Under this method, the expenditure is recognized when inventory is used. In the fund financial statements, these inventories are offset by a fund balance reserve which indicates that they do not constitute available expendable resources, even though they are a component of assets.

Certain payments to vendors reflect costs applicable to future accounting periods and are recorded as prepaid items in both government-wide and fund financial statements. The general fund reports fund balance for prepaid items under the nonspendable fund balance category. The general fund uses the consumption method.

Restricted assets

Certain assets of the governmental activities are classified as restricted assets on the balance sheet. Included as restricted assets are investments in U.S. Treasury Bonds and Strips held to maturity for the principal payment on the installment purchase of agricultural land easements. Deposits with Farmers and Merchants Bank are pledged collateral for the low interest energy efficient loan program.

Capital assets

Capital assets include property, plant, equipment, and infrastructure assets (e.g., roads, bridges, sidewalks, and similar items). Capital assets are reported in the applicable governmental or business-type activities columns in the government-wide financial statements. The government defines capital assets as assets with an initial, individual cost of more than \$5,000 (amount not rounded) and an estimated useful life in excess of two years. Such assets are recorded at historical cost or estimated historical cost if purchased or constructed. Donated capital assets are recorded at acquisition value at the date of donation. The costs of normal maintenance and repairs that do not add to the value of the asset or materially extend assets lives are not capitalized on donated assets. Assets donated from component units are recorded at the carrying value of the asset at the time of donation. Major outlays for capital assets and improvements are capitalized as projects are constructed. Property, plant, equipment, and infrastructure of the primary government, as well as the component units, are depreciated using the straight-line method over the following estimated useful lives:

Capital Assets

Buildings	50 years
Building improvements	10 years
Water and sewer systems	50-75 years
Vehicles	5-10 years
Machinery and equipment	5-10 years
Roads	50-75 years
Bridges	30-50 years
Fiber optic system	25-50 years

Deferred outflows/inflows of resources

In addition to assets, the Statement of Net Position will sometimes report a separate section for deferred outflows of resources. This separate financial statement element, *deferred outflows of resources*, represents a consumption of net position that applies to a future period(s) and so will *not* be recognized as an outflow of resources (expense) until then. One such item is the deferred charge on refunding reported in the government-wide Statement of Net Position. A deferred charge on refunding results from the difference in the carrying value of refunded debt and its reacquisition price. This amount is deferred and amortized over the shorter of the life of the refunded or refunding debt. The County also recognizes deferred outflows of resources for differences between expected and actual experience, differences between projected and actual earnings on pension plan and OPEB plan investments, changes in actuarial assumptions, and contributions made subsequent to the measurement date. These amounts are being amortized over a five-year period.

In addition to liabilities, the Statement of Net Position will sometimes report a separate section for deferred inflows of resources. This separate financial statement element, *deferred inflows of resources*, represents an acquisition of net position that applies to a future period(s) and so will *not* be recognized as an inflow of resources (revenue) until that time. The County recognizes deferred inflows of resources on the Statement of Net Position for differences between expected and actual experience, changes in actuarial assumptions, and the differences between projected and actual earnings on plan investments of the Maryland State Retirement Pension plans and the County's OPEB plan. These amounts are being amortized over a five

THE COUNTY COMMISSIONERS OF CARROLL COUNTY, MARYLAND
Notes to Financial Statements
June 30, 2021

to ten-year period. In addition, this includes the deferred loss on debt when refunded. The deferred loss is amortized over the life of the bonds.

The government has one such item, which arises only under a modified accrual basis of accounting, that qualifies for reporting in the deferred outflow or inflow of resources. Accordingly, the item, *unavailable revenue*, is reported only in the governmental funds balance sheet for taxes and special assessments. These amounts are deferred and recognized as an inflow of resources in the period that the amounts become available.

Net position

Government-wide:

The government-wide financial statements utilize a net position presentation. Net position is categorized as net investment in capital assets, restricted net position and unrestricted net position. Net investment in capital assets represents all capital assets, including infrastructure reduced by accumulated depreciation, and the outstanding debt directly attributable to the acquisition, construction or improvement of these assets. Restricted component of net position represents external restrictions by creditors, grantors, contributors, or laws or regulations of other governments and restrictions imposed by law through constitutional provisions or enabling legislation. Unrestricted component of net position of the County is not restricted for any project or purpose.

When both restricted and unrestricted resources are available for use, it is the government's policy to use restricted resources first, and then unrestricted resources as they are needed.

The County issues debt to finance the construction of school facilities for the Board of Education component unit because the Board of Education does not have borrowing or taxing authority. The County reports this debt, whereas the Board of Education reports the related capital assets. The County also issues debt to finance the construction of facilities and various equipment purchases for the County's Volunteer Fire Companies because the Fire Companies do not have taxing authority. The sources of repayment of the debt are secured notes receivable due from the Volunteer Fire Companies.

Maryland State Retirement Pension "MSRP" - For purposes of measuring the net pension liability, deferred outflows of resources and deferred inflows of resources related to pensions, and pension expense, information about the fiduciary net position of the MSRP and additions to/deduction from the fiduciary net position have been determined on the same basis as they are reported by MSRP. For this purpose, benefit payments (including refunds of employee contributions) are recognized when due and payable in accordance with benefit terms. Investments are reported at fair value.

Carroll County Employee Pension, Carroll County Certified Law Officers Pension, and Volunteer Firemen's Length of Service Award Program - For purposes of measuring the net pension liabilities, deferred outflows of resources and deferred inflows of resources related to each of the County Pension Plans and pension expense, information about the fiduciary net position of these Pension Plans and additions to/deductions from each of the fiduciary net positions have been determined on the same basis as they are reported by each Plan. For this purpose, benefit payments (including refunds of employee contributions) are recognized when due and payable in accordance with the benefit terms. Investments are reported at fair value.

In July 2004, the County issued taxable general obligation bonds to pay the entirety of the County's unfunded accrued liability to the Employees' Retirement System of the State of Maryland. These bonds were refunded in December 2013. The County realized savings on a present value basis rather than paying the liability under the amortization plan offered by the Employees' Retirement System. This debt is not related to any capital assets.

Business-Type:

In prior years, the Solid Waste fund issued debt to finance the construction of closing County landfills. The costs associated with the closing are not capitalized as assets. Of the total outstanding general obligation bonds debt of \$143,526 in the Solid Waste fund, \$131,600 is associated with landfills closing costs.

The Bureau of Utilities fund collects certain fees that are subject to restrictions imposed by law. As of June 30, 2021, fees collected through water/sewer user rates, area connection charges and maintenance fees totaling \$14,203,819 have been restricted for future capital projects. The Solid Waste, Airport, Fiber Network and Firearms funds have restricted component of net position for capital projects in the amounts of \$521,989, \$1,788,293, \$614,844 and \$3,040 respectively. These amounts, totaling \$17,131,985, are restricted in the business-type activities of the Statement of Net Position.

THE COUNTY COMMISSIONERS OF CARROLL COUNTY, MARYLAND
Notes to Financial Statements
June 30, 2021

Fund Balance

In the fund financial statements, governmental funds report limitations of fund balance for amounts that are nonspendable and are not available for appropriation or are legally restricted by outside parties or creditors for use for a specific purpose. Commitments of fund balance represent limitations placed on spending that are imposed by and may be removed by the adoption of County Ordinance by the Board of County Commissioners. Assignments of fund balance reflect tentative plans by the Board that may be subject to change. The Board of County Commissioners delegates authority to the Comptroller and the Director of Management and Budget to establish assignments of fund balance. Residual net resources are reported as unassigned fund balance and are the excess of nonspendable, restricted, committed and assigned fund balance. The County considers restricted, committed, assigned or unassigned fund balance amounts to have been spent when an expenditure is incurred for the purposes for which the fund balance classifications could be used. Further, when the components of unrestricted fund balance can be used for the same purpose, committed fund balance is depleted first, followed by assigned fund balance. Unassigned fund balance is applied last. The general fund is the only fund that reports a positive unassigned fund balance.

Stabilization Arrangement

The Board of County Commissioners adopted ordinance number 2013-07 to establish the Stabilization Arrangement, which must total a minimum of five percent of the following fiscal year adopted general fund budget. Requests for appropriations from the Stabilization Arrangement shall occur only after exhausting the current year's budgetary flexibility and spending of the current year's appropriated contingency. The funds can be spent if one of the following events occurs:

1.) A sudden and unexpected decline in total general fund revenues that exceeds one percent of the original projected revenues, **AND** actual revenues for two of the following major revenue sources are projected in the current year to fall below the actual amount from the prior year: property taxes, income tax, recordation tax, State shared taxes, and investment interest.

OR

2.) One of the following events occurs that creates a significant financial difficulty for the County and is in excess of the current year's appropriated contingency: a.) Declaration of a State of Emergency by the Governor of Maryland; b.) Unanticipated expenditures as a result of legislative changes from State/Federal governments in the current fiscal year; c.) Acts of Terrorism declared by the Governor of Maryland or the President of the United States; or d.) Acts of nature which are infrequent in occurrence and unusual in nature.

H. Estimated liability for claims in process

The liability for claims in process in the Internal Service Fund includes estimates for personal injury, worker's compensation, property damage and medical claims as of June 30, 2021. The liability is based on estimates made on an individual claim basis plus an actuarial estimate of the liability for claims incurred but not reported.

I. Estimates

The preparation of financial statements in conformity with accounting principles generally accepted in the United States of America requires management to make estimates and assumptions that affect the reported amounts of assets and liabilities and disclosure of contingent assets and liabilities at the date of the financial statements and reported amounts of revenues and expenditures during the reporting period. Actual results could differ from those estimates.

J. Revenues and expenditures/expenses

1.) Program Revenues

The statement of activities demonstrates the degree to which the direct expenses of a given function or segment are offset by program revenues. *Direct expenses* are those that are clearly identifiable with a specific function or segment. Amounts reported as *program revenues* include 1) charges to customers or applicants for goods, services, or privileges provided, 2) operating grants and contributions, and 3) capital grants and contributions, including special assessments. Internally dedicated resources are reported as general revenues rather than as program revenues. Likewise, general revenues include all taxes.

2.) Proprietary Funds, Operating & Nonoperating Revenues and Expenses

Proprietary funds distinguish *operating* revenues and expenses from *nonoperating* items. Operating revenues and expenses generally result from providing services and producing and delivering goods in connection with a proprietary fund's principal ongoing operations. The principal operating revenues of the Bureau of Utilities, Solid Waste, Fiber Network, Septage Treatment, Firearms Facility and Airport are charges to customers for sales and services. The Bureau of Utilities also

THE COUNTY COMMISSIONERS OF CARROLL COUNTY, MARYLAND
Notes to Financial Statements
June 30, 2021

recognizes as operating revenue the portion of hookup fees and lateral fees intended to recover the cost of connecting new customers to the system. Operating expenses for enterprise funds and internal service funds include the cost of sales and services, administrative expenses, and depreciation on capital assets. All revenues and expenses not meeting the definition are reported as nonoperating revenues and expenses.

3.) Encumbrances

Encumbrance accounting, under which purchase orders, contracts, and other commitments for the expenditure of monies are recorded in order to reserve that portion of the applicable appropriation, is employed as an extension of formal budgetary integration in the General Fund, the Capital Projects Fund, and the Grants Fund. Encumbrances outstanding at year-end are reported as assigned fund balances in the governmental funds balance sheet, since they do not constitute expenditures or liabilities.

4.) Property Taxes

Full year taxes and first semi-annual installments are billed and due on July 1st and may be paid without interest on or before September 30th. For fiscal year 2021, the following discounts were allowed: 1 percent on full year tax payments made on or before July 31st and 0.5 percent on full year tax payments made on or before August 31st. Semi-annual tax payments are not eligible for the discount. Second semi-annual installments are due on December 1st and may be paid without interest on or before December 31st. A service charge is payable with the second installment unless both installments are paid by September 30th. Delinquent accounts are issued final bills and legal notices on April 1st. Following the required advertisements and notices, the appointed tax collector conducts a tax sale on the last business day of the fiscal year.

Real and personal property taxes are levied at rates enacted by the County Commissioners in the annual budget process on the assessed value as determined by the Maryland State Department of Assessments and Taxation. The rates of levy cannot exceed the constant yield tax rate furnished by the Maryland State Department of Assessments and Taxation without public notice and only after public hearings.

The real property tax rate during the year ended June 30, 2021 was \$1.018 per \$100 of assessed value and the personal property rate was \$2.515 per \$100. Real property taxes for the County, State and Towns are billed to property owners and collected by the County.

5.) Other Taxes & Fees

Impact Fees are included in the capital projects fund to provide funding to capital projects for parks that are eligible to receive impact fee funding. In order for a project to be eligible, it must be created to alleviate pressures related to growth as described in the impact fee ordinance. Impact Fees are collected at the time a permit is issued for the construction of a new residential dwelling.

Like Impact Fees, Agricultural Transfer Tax is included in the capital projects fund and is restricted by law to provide funding for the Agricultural Land Preservation Program. Agricultural Transfer Tax is collected on the sale of agricultural property that is changing use from agriculture to another classification.

6.) Compensated Absences

Employees of the County earn vacation, compensatory and sick leave in varying amounts. Upon separation, employees are reimbursed for accumulated unused vacation and compensatory leave.

County employees who are participants in the State retirement program are given credited service days toward their retirement benefits for accumulated sick leave. County employees who are not in the State retirement program may be eligible to claim a portion of their unused sick days upon retirement.

Accrued unused vacations, compensatory, and sick leave, along with the employer paid portion of taxes and benefits, are reported as expenses and/or liability of the activity and function that will pay it. A liability for these amounts is reported in the funds only if they have matured, for example, as a result of employee resignations and retirements. Earned but unused vacation and compensatory leave of proprietary funds are recorded as an expense and liability of those funds.

Compensated absences for the Component Units are as follows:

- Board of Education employees hired prior to July 1, 1997 meeting specified service requirements are eligible to accumulate sick time and, upon retirement, are entitled to payment for unused sick time at 50% of their accrued sick leave balance at their previous three-year average daily rate. The remaining employees hired prior to July 1, 1997

THE COUNTY COMMISSIONERS OF CARROLL COUNTY, MARYLAND
Notes to Financial Statements
June 30, 2021

may accumulate unused sick time and will be paid for a maximum of 250 days or their accumulated balance at June 30, 2003, whichever is greater. Employees hired July 1, 1997 and later are eligible to accumulate unlimited sick time, but are not entitled to payment for unused sick time upon retirement. There is a maximum accrual of 30 paid vacation days for those employees eligible to earn and accumulate vacation time.

- Library and Community College employees are permitted to accumulate vacation time and carry it over to future periods. Upon separation, employees are reimbursed for accumulated vacation. Employees are not reimbursed for accumulated unused sick leave.

7.) Long-term Obligations

In the government-wide financial statements, and proprietary fund types in the fund financial statements, long-term debt and other long-term obligations are reported as liabilities in the applicable governmental activities, business-type activities, or proprietary fund type statement of net position. Bond premiums and discounts are deferred and amortized over the life of the bonds using the effective interest method. Bonds payable are reported net of the applicable bond premium or discount. Bond issuance costs are expensed as incurred.

In the fund financial statements, governmental fund types recognize bond premiums and discounts, as well as bond issuance costs, during the current period. The face amount of debt issued is reported as other financing sources. Premiums received on debt issuances are reported as other financing sources while discounts on debt issuances are reported as other financing uses. Issuance costs, whether or not withheld from the actual debt proceeds received, are reported as debt service expenditures in General Government. It is the County's internal policy that refunding bond premiums and discounts are allocated to the general fund. Premiums related to new bond issues are allocated to the capital fund. Discounts are recorded as general fund expenditures. Issuance costs are allocated to the general fund.

8.) Arbitrage Payable

Arbitrage rebate requirements under Internal Revenue Code Section 1.148-3 apply to general obligation bond issuances of 2020, 2019, 2018, 2016, 2015, 2014, 2013, 2012, 2011, 2010, 2009, 2008, 2007, 2006, 2005 and 2004, respectively.

The law requires the computation and payment of arbitrage profits on unspent proceeds of a bond issue if the current investment of these funds yields a higher rate of return than the original bond issue. The County calculates arbitrage internally every six months. As of June 30, 2021, there is no arbitrage liability due to the Internal Revenue Service.

K. New accounting pronouncements

Statement No. 84, *Fiduciary Activities*: The objective of this Statement is to improve guidance regarding the identification of fiduciary activities for accounting and financial reporting purposes and how those activities should be reported. The County has implemented the effects of this Statement for the reporting period ended June 30, 2021.

Statement No. 90, *Majority Equity Interests*: The primary objectives of this Statement are to improve the consistency and comparability of reporting a government's majority equity interest in a legally separate organization and to improve the relevance of financial statement information for certain component units. It defines a majority equity interest and specifies that a majority equity interest in a legally separate organization should be reported as an investment if a government's holding of the equity interest meets the definition of an investment. A majority equity interest that meets the definition of an investment should be measured using the equity method, unless it is held by a special-purpose government engaged only in fiduciary activities, a fiduciary fund, or an endowment (including permanent and term endowments) or permanent fund. Those governments and funds should measure the majority equity interest at fair value. The County has implemented the effects of this Statement for the reporting period ended June 30, 2021.

Statement No. 98, *The Annual Comprehensive Financial Report*: This Statement establishes the term annual comprehensive financial report and its acronym ACFR. That new term and acronym replace instances of comprehensive annual financial report and its acronym in generally accepted accounting principles for state and local governments. The County has implemented the effects of this Statement for the reporting period ended June 30, 2021.

Statement No. 95, *Postponement of the effective dates of certain authoritative guidance*: The primary objective of this Statement is to provide temporary relief to governments and other stakeholders in light of the COVID-19 pandemic. That objective is accomplished by postponing the effective dates of certain provisions in Statements and Implementation Guides that first became effective or are scheduled to become effective for periods beginning after June 15, 2018, and later. The requirements of this statement are effective immediately.

THE COUNTY COMMISSIONERS OF CARROLL COUNTY, MARYLAND
Notes to Financial Statements
June 30, 2021

Future Accounting Pronouncements

GASB has issued the following Statements which will become effective in future years as shown below. Management is currently evaluating the effect of the implementation of these Standards.

Statement No. 87, *Leases*: The objective of this Statement is to better meet the information needs of financial statement users by improving accounting and financial reporting for leases by governments. This Statement increases the usefulness of governments' financial statements by requiring recognition of certain lease assets and liabilities for leases that previously were classified as operating leases and recognized as inflows of resources or outflows of resources based on the payment provisions of the contract. It establishes a single model for lease accounting based on the foundational principle that leases are financings of the right to use an underlying asset. Under this Statement, a lessee is required to recognize a lease liability and an intangible right-to-use lease asset, and a lessor is required to recognize a lease receivable and a deferred inflow of resources, thereby enhancing the relevance and consistency of information about governments' leasing activities. This Statement will become effective for fiscal years beginning after June 15, 2021.

Statement No. 89, *Accounting for Interest Cost Incurred before the end of a Construction Period*: The objectives of this Statement are (1) to enhance the relevance and comparability of information about capital assets and the cost of borrowing for a reporting period and (2) to simplify accounting for interest cost incurred before the end of a construction period. This Statement will become effective for fiscal years beginning after December 15, 2020.

Statement No. 91, *Conduit Debt Obligations*: The primary objectives of this Statement are to provide a single method of reporting conduit debt obligations by issuers and eliminate diversity in practice associated with (1) commitments extended by issuers, (2) arrangements associated with conduit debt obligations, and (3) related note disclosures. This Statement achieves those objectives by clarifying the existing definition of a conduit debt obligation; establishing that a conduit debt obligation is not a liability of the issuer; establishing standards for accounting and financial reporting of additional commitments and voluntary commitments extended by issuers and arrangements associated with conduit debt obligations; and improving required note disclosures. This Statement will become effective for fiscal years beginning after December 15, 2021.

Statement No. 92, *Omnibus*: The objectives of this Statement are to enhance comparability in accounting and financial reporting and to improve the consistency of authoritative literature by addressing practice issues that have been identified during implementation and application of certain GASB Statements. This Statement will become effective for the requirements related to the effective date of Statement 87 and Implementation Guide 2019-3, reinsurance recoveries, and terminology used to refer to derivative instruments are effective upon issuance; for all other applications, effective for fiscal years beginning after June 15, 2021.

Statement No. 93, *Replacement of Interbank Offered Rates*: The objective of this Statement is to address those and other accounting and financial reporting implications that result from the replacement of an IBOR. The current paragraphs in effect do not have any material impact on the County. The requirements of the Statement were effective for reporting periods beginning after June 15, 2020 except for paragraphs 13 and 14, which are effective for fiscal years beginning after June 15, 2021 and paragraph 11b which is effective for periods beginning after December 31, 2021.

Statement No. 94, *Public-Private and Public-Public Partnerships and Availability Payment Arrangements*: The primary objective of this Statement is to improve financial reporting by addressing issues related to public-private and public-public partnership arrangements (PPPs). As used in this Statement, a PPP is an arrangement in which a government (the transferor) contracts with an operator (a governmental or nongovernmental entity) to provide public services by conveying control of the right to operate or use a nonfinancial asset, such as infrastructure or other capital asset (the underlying PPP asset), for a period of time in an exchange or exchange-like transaction. Some PPPs meet the definition of a service concession arrangement (SCA), which the Board defines in this Statement as a PPP in which (1) the operator collects and is compensated by fees from third parties; (2) the transferor determines or has the ability to modify or approve which services the operator is required to provide, to whom the operator is required to provide the services, and the prices or rates that can be charged for the services; and (3) the transferor is entitled to significant residual interest in the service utility of the underlying PPP asset at the end of the arrangement. This Statement will become effective for fiscal years beginning after June 15, 2022.

Statement No. 96, *Subscription-Based Information Technology Arrangements*: This Statement provides guidance on the accounting and financial reporting for subscription-based information technology arrangements (SBITAs) for government end users (governments). This Statement (1) defines a SBITA; (2) establishes that a SBITA results in a right-to-use subscription asset—an intangible asset—and a corresponding subscription liability; (3) provides the capitalization criteria for outlays other than subscription payments, including implementation costs of a SBITA; and (4) requires note disclosures

THE COUNTY COMMISSIONERS OF CARROLL COUNTY, MARYLAND
Notes to Financial Statements
June 30, 2021

regarding a SBITA. To the extent relevant, the standards for SBITAs are based on the standards established in Statement No. 87, Leases, as amended. This Statement will become effective for fiscal years beginning after June 15, 2022.

Statement No. 97, *Certain Component Unit Criteria, and Accounting and Financial Reporting for Internal Revenue Code Section 457 Deferred Compensation Plans*: The primary objectives of this Statement are to (1) increase consistency and comparability related to the reporting of fiduciary component units in circumstances in which a potential component unit does not have a governing board and the primary government performs the duties that a governing board typically would perform; (2) mitigate costs associated with the reporting of certain defined contribution pension plans, defined contribution other postemployment benefit (OPEB) plans, and employee benefit plans other than pension plans or OPEB plans (other employee benefit plans) as fiduciary component units in fiduciary fund financial statements; and (3) enhance the relevance, consistency, and comparability of the accounting and financial reporting for Internal Revenue Code (IRC) Section 457 deferred compensation plans (Section 457 plans) that meet the definition of a pension plan and for benefits provided through those plans. This Statement will become effective for fiscal years beginning after June 15, 2021.

L. Restatement – Component Units

Board of Education

The Board adopted GASB Statement No. 84, Fiduciary Activities, which establishes criteria for identifying fiduciary activities for all state and local governments. The implementation of this standard is a change in accounting principle, which resulted in the school activity fund being reclassified from an agency fund to the general fund. The pronouncement requires the restatement of the July 1, 2020 net position/fund balance as follows:

	General Fund	Total Governmental Funds	Statement of Net Position
Fund balance/net position July 1, 2020, as previously stated	\$ 29,188,050	\$ 32,633,780	\$ 20,301,409
Reclassification of school activity fund	2,611,906	2,611,906	2,611,906
Fund balance/net position July 1, 2020, as restated	<u>\$ 31,799,956</u>	<u>\$ 35,245,686</u>	<u>\$ 22,913,315</u>

Carroll County Public Library

As of July 1, 2020, the Library reclassified the agency fund to the special fund. This was a result of implementing GASB 84. Under the new accounting standard the agency fund did not qualify as a custodial fund. The reclassification resulted in a restatement of the beginning fund balance/net position as follows:

	Special Fund	Total Governmental Funds	Statement of Net Position
Fund balance/net position July 1, 2020, as previously stated	\$ 431	\$ 1,448,573	\$ 3,865,026
Reclassification of Agency Fund	154,612	154,612	154,612
Fund balance/net position July 1, 2020, as restated	<u>\$ 155,043</u>	<u>\$ 1,603,185</u>	<u>\$ 4,019,638</u>

Note 2 – Reconciliation of Government-wide and Fund Financial Statements

A. Explanation of certain differences between the Governmental Fund Balance Sheet and the Government-Wide Statement of Net Position

The governmental fund balance sheet includes reconciliation between *fund balance – total governmental funds* and *net position – governmental activities* as reported in the government-wide statement of net position. One element of that reconciliation explains that “long-term liabilities, including bonds payable, compensated absences, and pension liabilities, are not due and payable in the current period and therefore are not reported in the funds.”

THE COUNTY COMMISSIONERS OF CARROLL COUNTY, MARYLAND
Notes to Financial Statements
June 30, 2021

The details of bonds payable and compensated absences differences are as follows:

Bonds payable		\$ 230,006,831
General obligation debt - installment purchases		36,124,296
Purchase agreements payable		3,994,414
Compensated absences		11,137,190
Premium on bonds		29,429,574
Total long-term debt and compensated absences		310,692,305
Deferred charges		(8,619,376)
Total long-term liabilities and deferred charges		\$ 302,072,929

The details of net pension assets and net pension liabilities differences are as follows:

Net Employee Pension asset		\$ (10,634,759)
Net Certified Law Officers Pension asset		(1,436,395)
Net LOSAP liability		1,429,316
Net Pension liability - State of MD:		
CC Elected/Appointed Officials	\$ 336,503	
Soil Conservation District	290,579	627,082
		\$ (10,014,756)

Another element of that reconciliation states “Other long-term assets are not available to pay for current period expenditures and therefore are reported as unavailable in the funds.”

Property Taxes- unavailable revenue		\$ 1,196,580
Income Taxes- unavailable revenue		63,906,983
		\$ 65,103,563

B. Explanation of certain differences between the Governmental Fund Statement of Revenues, Expenditures and Changes in Fund Balances and the Government-Wide Statement of Activities

The governmental fund statement of revenues, expenditures, and changes in fund balances includes reconciliation between the *net change in fund balances - total governmental funds* and *change in net position - governmental activities* as reported in the government-wide statement of activities. One element of that reconciliation explains that “Governmental funds report capital outlays as expenditures. However, in the statement of activities the cost of those assets is allocated over their estimated useful lives and reported as depreciation expense.” The details of this difference are as follows:

Purchase of capital assets		\$ 15,807,026
Donated assets		6,662,348
Depreciation		(19,572,649)
Disposal of assets		(118,304)
Trade-in of vehicle		(22,500)
Assets transferred between funds from:		
Solid Waste		30,750
		\$ 2,786,671

Another element of that reconciliation states “Revenues in the statement of activities that do not provide current financial resources are not reported as revenues in the funds.” The detail of this \$12,224,046 difference represents the net change of reduction of \$79,256 Property Taxes-unavailable plus \$12,303,302 in Income Taxes-unavailable in the fund statements.

Another element of that reconciliation states “The issuance of long-term debt (i.e., bonds, notes, installment purchase agreements) proceeds provides current financial resources to governmental funds, while the repayment of the principal of long-term debt consumes the current financial resources of governmental funds. Neither transaction, however, has any effect on net position. Also, governmental funds report the effect of premiums, discounts and similar items when debt is first issued,

THE COUNTY COMMISSIONERS OF CARROLL COUNTY, MARYLAND
Notes to Financial Statements
June 30, 2021

whereas these amounts are deferred and amortized in the statement of activities.” The details of this difference are as follows:

Debt Issued or Incurred:	
Issuance of new installment purchase agreements	\$ (2,587,000)
Issuance of new general obligation bonds	(53,989,958)
Principal payments on general obligation bonds	58,423,651
Principal payments on purchase agreements	391,244
Net change in amortization of deferred loss on refunding bonds	1,291,957
Net change in amortization of bond premium	(2,750,514)
Net change in accrued interest expense	86,486
	\$ 865,866

Another element of that reconciliation states, “Some expenses reported in the statement of activities do not require the use of current financial resources and therefore are not reported as expenditures in governmental funds.” The details of some expense differences are as follows:

Decrease in compensated absences accrual	\$ 2,497,397
Difference between accrual method used in government-wide statements and the purchase method of inventory used in the fund statements	(222,782)
	\$ 2,274,615

The details of adjustment to the net pension assets and net pension liabilities are as follows:

Net Employee Pension asset (liability)	\$ 22,630,801
Net Certified Law Officers Pension asset (liability)	5,133,668
Net LOSAP asset (liability)	842,036
Net Pension liability - State of MD:	
CC Elected/Appointed Officials	\$ (38,715)
Soil Conservation District	(33,790)
	\$ 28,534,000

Note 3 – Equity in Pooled Cash and Investments, Cash Equivalents and Investments

PRIMARY GOVERNMENT

Custodial Credit Risk Deposits: In the case of deposits, this is the risk that in the event of a bank failure, the County’s deposits may not be returned to it. At year-end, the County’s deposits totaled \$6,244,802 and the bank balance was \$6,654,776. The Federal Depository Insurance Corporation “FDIC” insured \$250,000 and the balance was collateralized with investments held in the County’s name at the Federal Reserve Bank. At June 30, 2021, the County’s deposits were not exposed to custodial credit risk.

THE COUNTY COMMISSIONERS OF CARROLL COUNTY, MARYLAND
Notes to Financial Statements
June 30, 2021

The following table reconciles the County's deposits and investments to the government-wide statement of net position and the statement of fiduciary net position at June 30, 2021:

	Primary Government	Fiduciary Funds	Total
Equity in pooled cash & investments	\$ 222,102,038	\$ 452,093	\$ 222,554,131
Cash and cash equivalents	39,179	-	39,179
Restricted assets-investments	40,225,691	325,326,172	365,551,863
Total cash and investments	<u>\$ 262,366,908</u>	<u>\$ 325,778,265</u>	<u>\$ 588,145,173</u>
Bank balances and cash on hand			\$ 6,244,802
Investments			581,900,371
Total Balances at June 30, 2021			<u>\$ 588,145,173</u>

COMPONENT UNITS

The following table reconciles the Component Unit's deposits and investments to the government-wide statement of net position at June 30, 2021:

	Board of Education	Carroll Community College	Library	Industrial Development Authority
Cash and cash equivalents	\$ 3,991,120	\$ 14,795,617	\$ 1,610,173	\$ 5,514,136
Restricted cash and cash equivalents	-	-	-	7,972,223
Investments	30,000,000	17,365,158	-	-
Restricted assets-investments	-	58,749	-	-
Total cash and investments	<u>\$ 33,991,120</u>	<u>\$ 32,219,524</u>	<u>\$ 1,610,173</u>	<u>\$ 13,486,359</u>
Bank balances and cash on hand	\$ 3,991,120	\$ 6,711,768	\$ 1,610,173	\$ 13,486,359
Investments	30,000,000	25,507,756	-	-
Total Balances at June 30, 2021	<u>\$ 33,991,120</u>	<u>\$ 32,219,524</u>	<u>\$ 1,610,173</u>	<u>\$ 13,486,359</u>

All of the collected bank balance was insured by the FDIC and/or collateralized by securities held by the component unit or its agent, in the component unit's name.

PRIMARY GOVERNMENT

Investment Risk

Interest Rate Risk: The County plans its investments to match cash flow requirements. In accordance with the investment policy, the County does not invest in securities maturing more than two years from the date of purchase and only 30 percent of the lowest five-year average investment balance can be invested between one and two years (as of June 30, 2021 the 30 percent was \$37.5M). The only exception is the purchase of U.S Treasury bonds and U.S. Treasury strips for the Agricultural Land Preservation Program. These securities have no coupon and have long-term maturity lengths; therefore, they are very interest rate sensitive. If market rates were to rise, the market value of these securities would decline further than a similar coupon-paying Treasury security. Conversely, if market interest rates were to fall, the market value of these securities would rise further than a similar coupon-paying Treasury security. The County plans to hold these securities to their maturity to pay off the related debt when due.

Credit Risk: State law limits investments in bankers' acceptances and commercial paper to the highest letter and numerical rating by at least one nationally recognized statistical rating organization. As of June 30, 2021, the County did not invest in any of these types of investments.

Concentration of Credit Risk: The County places no limit on the amount the County may invest in any one issuer. Under State law, the County cannot invest more than 10 percent of its portfolio in commercial paper.

THE COUNTY COMMISSIONERS OF CARROLL COUNTY, MARYLAND
Notes to Financial Statements
June 30, 2021

Custodial Credit Risk: For an investment, custodial credit risk is the risk that, in the event of the failure of the counterparty, the County will not be able to recover the value of its investments or collateral securities that are in the possession of the outside party. Investment securities are exposed to custodial credit risk if the securities are uninsured, or not registered in the name of the government, and are held by either the counterparty or the counterparty's trust department or agent, but not in the government's name. County and State statutes require that securities underlying all certificate of deposits, repurchase agreements and reverse repurchase agreements have a market value of at least 102 percent of the cost-plus accrued interest of the investment. County policies require that a third-party custodian hold investment securities and the collateral underlying all investments, in the government's name. As of June 30, 2021, the County's investments were not exposed to custodial credit risk.

The following table displays the fair value measurements within the fair value hierarchy by investment type established by generally accepted accounting principles. Investments for the primary government and fiduciary funds have the following recurring fair value measurements as of June 30, 2021.

The three levels of the fair value hierarchy under the accounting guidance are listed below:

Level 1

Inputs that are quoted prices (unadjusted) in active markets for identical assets or liabilities that the County can access at the measurement date.

Level 2

Inputs other than quoted prices included in Level 1 that are observable for an asset or liability either directly or indirectly.

Level 3

Inputs that are unobservable and significant to the fair value measurement for an asset or liability.

THE COUNTY COMMISSIONERS OF CARROLL COUNTY, MARYLAND
Notes to Financial Statements
June 30, 2021

	Total	Quoted Prices in Active Markets for Identical Assets (Level 1)	Significant Other Observable Inputs (Level 2)	Significant Unobservable Inputs (Level 3)
Primary Government:				
<u>Investments by fair value level</u>				
<u>Debt Securities</u>				
Federal agencies (2)	\$ 51,208,710	\$ -	\$ 51,208,710	\$ -
U.S. government securities (1)	33,002,830	-	33,002,830	-
Total debt securities	<u>84,211,540</u>	<u>-</u>	<u>84,211,540</u>	<u>-</u>
 <u>Equity Securities</u>				
Money rate savings account	15,001,021	15,001,021	-	-
Total Equity Securities	<u>15,001,021</u>	<u>15,001,021</u>	<u>-</u>	<u>-</u>
Total Primary Government Investments at fair value	<u>99,212,561</u>	<u>15,001,021</u>	<u>84,211,540</u>	<u>-</u>
 Investments at fair value:				
Other Post Employment Benefits (OPEB) and Pension Funds:				
<u>Equity Securities</u>				
Equities (3)	157,537,887	157,537,887	-	-
Short-term investments (3)	2,055,519	2,055,519	-	-
Marketable securities	140,862,227	140,862,227	-	-
Total Equity Securities	<u>300,455,633</u>	<u>300,455,633</u>	<u>-</u>	<u>-</u>
Total investments at fair value:	<u>300,455,633</u>			
 Investments at net asset value (NAV):				
Other Post Employment Benefits (OPEB) and Pension Funds:				
Real estate funds	24,870,539			
Total investments at net asset value:	<u>24,870,539</u>			
 Investments at amortized costs:				
Maryland Local Govt. Investment Pool	157,361,638			
Total investments at amortized costs	<u>157,361,638</u>			
Total Investments	<u>\$ 581,900,371</u>			

(1) These investments are backed by full faith and credit of the U.S. Government.

(2) These agencies mature in fiscal year 2022/2023 but are callable monthly, quarterly, or semi-annually until maturity.

(3) These investments are unrated.

The following is a description of the valuation methodologies the County used to measure investments at fair value and determines which level the investment belongs in for the fair value hierarchy.

The remaining Debt Securities are valued at the most recent price of the equivalent quoted yield. Debt securities are in Level 2 of the fair value hierarchy.

FIDUCIARY FUNDS

Investment Risk

Fiduciary funds for Carroll County are the Carroll County Employee Pension Plan, the Carroll County Certified Law Officers Pension, LOSAP, & OPEB “the Trust Funds”. The Trust Funds operate under one investment policy that is designed to provide benefits as anticipated through a carefully planned and executed investment program that achieves a reasonable long-term total return consistent with the level of risk assumed. Investments for the Trust Funds are reported at fair value or net asset value.

THE COUNTY COMMISSIONERS OF CARROLL COUNTY, MARYLAND
Notes to Financial Statements
June 30, 2021

The Trust Funds invest in various investment securities. Investment securities are exposed to various risks such as interest rate, market, and credit risks. Due to the level of risk associated with certain investment securities, it is at least reasonably possible that changes in the values of investment securities will occur in the near term and that such a change could materially affect the amounts reported in the statement of fiduciary net position available for benefits.

Established by generally accepted accounting principles, the accounting guidance provides direction for measuring fair value. A fair value hierarchy is used to measure fair value of the investments, which include Treasury Strips, Treasury Bonds, MLGIP, Federal Securities. These are recorded at net asset value as of June 30, 2021 per our third part, US Bank reports. There are three levels in the fair value hierarchy, with Level 1 being the highest priority to unadjusted quoted prices in the markets for identical assets and Level 3 being the lowest priority.

COMPONENT UNITS

The Board of Education maintains pooled and various separate cash accounts for its funds. The cash balances of the Agency Fund consist of individual demand accounts maintained by the schools. The Board considers any instrument with a maturity of three months or less when purchased to be cash equivalents.

At year-end, the carrying value of the Board of Education’s combined deposits was \$3,987,382 and cash on hand was \$3,738. The bank balance of deposits was \$5,388,355. The bank balance was covered either by federal depository insurance or collateral held by the financial institution’s trust department in the Board’s name. Statutes authorize secured time deposits in Maryland banks and require uninsured deposits to be fully collateralized. Therefore, under the reporting requirements of Governmental Accounting Standards Board Statement No. 40, the Board’s deposits are not subject to custodial or credit risk at year-end. Because of the short-term maturity and type of investments, there is limited interest rate risk. At June 30, 2021, the Board had investment totaling \$30,000,000 in the Maryland Local Government Investment Pool (MLGIP), which is under the administration of the State Treasurer.

At June 30, 2021, the College’s cash and cash equivalents balance by type were as follows:

Cash on hand	\$	3,300
Cash in bank		5,975,587
Citibank health care account		19,696
Bank money market		508,927
Maryland Local Government Investment Pool		7,555,226
Cash in Carroll Community College Foundation		732,881
		\$ 14,795,617

As of June 30, 2021, the carrying amount of the Library’s deposits was \$1,610,173 and the bank balance was \$1,687,690. Of the bank balance, \$250,000 was covered by the federal depository insurance and \$1,437,690 by collateral held by the Library's agent in the Library's name. The Library has total collateral of \$3,352,421 held in the pledging bank's trust department in the Library's name. At June 30, 2021, \$0 was uninsured and uncollateralized.

As of June 30, 2021, the Industrial Development Authority bank balance of \$13,486,359 was equal to the carrying value of the Industrial Development Authority. All deposits were covered by FDIC and/or collateral held in the Authority’s name by the financial institution.

THE COUNTY COMMISSIONERS OF CARROLL COUNTY, MARYLAND
Notes to Financial Statements
June 30, 2021

Note 4 – Budgets and Budgetary Accounting

In April, the budget officer presents recommendations to the County Commissioners for review in a public session at which time estimates of revenues and budget requests are assembled for preparation of a proposed budget.

In May, a public hearing is scheduled on the budget. Taxpayers may comment on the operating and capital budgets and presentation of a proposed tax rate.

Following the hearing, a public meeting is held with the County Commissioners for reviewing the comments made at the hearing. The proposed budget is adopted at this time.

In June, certifications of the adoption are made to the Director of Management and Budget who is charged with implementing those phases of operation which will ensure that the approved budgets are submitted to all departments, bureaus, or agencies prior to July 1 as well as ensure that the tax billing, effective July 1, reflects the tax rate as set by the County Commissioners. Annual budgets are adopted for the General, Capital and Special Revenue Funds.

The appropriated budget for the General Fund is prepared by function, department, activity and object. The legal level of budgetary control for the County's General Fund is at the department level. Project-length budgets along with the current year's portion of each project are budgeted in the Capital Projects Fund. The appropriated budgets are prepared by individual grants for the Special Revenue Funds. The legal level of budgetary control is at the project level for the Capital Projects Fund and at the program level for the Grant Fund and on an annual basis for Hotel Rental Tax Fund and Watershed Protection and Restoration Fund.

Transfers in the General Fund can be made between departments and functions with the approval of the Board.

A public hearing is necessary for supplemental budgetary appropriations excluding those pertaining to Grant Funds. Unused budget appropriations lapse at the end of the fiscal year for the General Fund and Special Revenue Funds and at the end of each project in the Capital Projects Fund.

The budgeted amounts are as originally adopted, or as amended by the County Commissioners. There were no supplemental budgetary appropriations adopted for the year ended June 30, 2021.

Note 5 – Receivables and Deferred Inflows/Outflows

Receivables

Most of the receivables in the Governmental Funds are liens on real property that will be collected via the annual tax sale process if not paid. Receivables as of year-end for the government's individual major funds and non-major and internal service funds in the aggregate, including applicable allowances for uncollectible accounts, are as follows:

	<u>Tax</u>	<u>Accounts</u>	<u>Interest</u>	<u>Notes</u>	<u>Total</u>
<u>Governmental Funds</u>					
General fund	\$ 2,175,406	\$ 243,351	\$ 271,003	\$ 12,080,421	\$ 14,770,181
Capital project fund	-	2,414,697	-	-	2,414,697
Grant fund	-	6,187,449	-	-	6,187,449
Non-major funds	-	43,547	-	-	43,547
	<u>2,175,406</u>	<u>8,889,044</u>	<u>271,003</u>	<u>12,080,421</u>	<u>23,415,874</u>
Uncollectible allowances	(148,368)	-	-	-	(148,368)
Total governmental funds	<u>\$ 2,027,038</u>	<u>\$ 8,889,044</u>	<u>\$ 271,003</u>	<u>\$ 12,080,421</u>	<u>\$ 23,267,506</u>
Amount not scheduled for collection during subsequent year	<u>\$ -</u>	<u>\$ -</u>	<u>\$ -</u>	<u>\$ 11,136,931</u>	<u>\$ 11,136,931</u>

THE COUNTY COMMISSIONERS OF CARROLL COUNTY, MARYLAND
Notes to Financial Statements
June 30, 2021

<u>Proprietary Funds</u>	<u>Accounts</u>
Bureau of Utilities	\$ 4,161,000
Solid Waste	868,461
Airport	96,722
Fiber Network	37,849
Non-major funds	98,047
Internal Service Fund	<u>546,271</u>
Total proprietary funds	<u>\$ 5,808,350</u>
Amount not scheduled for collection during subsequent year	<u>\$ -</u>

Most of the receivables in the enterprise funds are backed by liens on real property that will be collected via the annual tax sale process if not paid.

Balances for the component units as of June 30, 2021 was as follows:

<u>Component Units</u>	<u>Accounts Restricted</u>	<u>Accounts and Notes Unrestricted</u>	<u>Other</u>	<u>Students</u>	<u>Contributions</u>	<u>Total</u>
Board of Education	\$ -	\$ 316,279	\$ -	\$ -	\$ -	\$ 316,279
Carroll Community College	-	-	207,596	871,993	1,988,886	3,068,475
Library	170,849	12,127	-	-	-	182,976
	<u>170,849</u>	<u>328,406</u>	<u>207,596</u>	<u>871,993</u>	<u>1,988,886</u>	<u>3,567,730</u>
Less: allowances	-	-	-	(642,852)	-	(642,852)
Total component unit activities	<u>\$ 170,849</u>	<u>\$ 328,406</u>	<u>\$ 207,596</u>	<u>\$ 229,141</u>	<u>\$ 1,988,886</u>	<u>\$ 2,924,878</u>
Amount not scheduled for collection during subsequent year	<u>\$ -</u>	<u>\$ -</u>	<u>\$ -</u>	<u>\$ -</u>	<u>\$ 1,080,424</u>	<u>\$ 1,080,424</u>

THE COUNTY COMMISSIONERS OF CARROLL COUNTY, MARYLAND
Notes to Financial Statements
June 30, 2021

Unearned Revenues

Governmental, enterprise and internal service funds also report unearned revenue recognition in connection with resources that have been received but not yet earned. At June 30, 2021, the various components of unearned revenue reported were as follows:

<u>Governmental Activities:</u>	
Governmental Funds	
General Fund:	
City of Westminster	\$ 77,449
Capital Fund:	
Highway user fees	759,320
Impact fees	191,417
Grants Fund:	
Draws in advance of expenditures	18,328,281
Total governmental funds	<u>\$ 19,356,467</u>
<u>Business-type Activities</u>	
Fiscal year 2022 cell tower rent	\$ 8,179
Fiscal year 2022 hangar rent	30,798
Total Business-type Activities	<u>\$ 38,977</u>

Grants Fund

In fiscal year 2020, the County received \$14,696,268 in COVID-19 relief money provided under the Coronavirus Relief Fund (CRF). The entire grant is to be spent by December 31, 2021, extended from its previous date of December 31, 2020. As of June 30, 2021, this grant has \$267,063 of unspent funds.

Of the \$18,328,281 of unearned revenue in the grants fund, \$16,359,428 is COVID-19 relief money provided under the Coronavirus State and Local Fiscal Recovery Fund (FRF). This FRF money has a grant period of March 11, 2021 through December 31, 2026 and was all deferred revenue at June 30, 2021 and will be recognized in future fiscal years as revenue when the expenses are incurred.

Deferred Outflows of Resources

In the government-wide statement of net position, deferred outflows of resources are reported as follows:

	<u>Deferred Outflows</u>
Governmental activities	
Deferred charge on refunding	\$ 8,619,376
Deferred charge for pension:	
Carroll County Employee Pension	\$ 478,749
Carroll County Certified Law Officers Pension	1,254,269
Length of Service Award Program (LOSAP)	754,000
State of MD CC Elected/Appointed Officials	18,330
State of MD Soil Conservation District	10,874
Total deferred charge for pension	2,516,222
Total deferred outflows for OPEB	3,960,231
Total governmental activities deferred outflows	<u>15,095,829</u>
Business-type activities	
Deferred charge on refunding	-
Total business-type activities deferred outflows	-
Total government-wide	<u>\$ 15,095,829</u>

THE COUNTY COMMISSIONERS OF CARROLL COUNTY, MARYLAND
Notes to Financial Statements
June 30, 2021

Deferred Inflows of Resources

In the government-wide statement of net position, deferred inflows of resources are reported as follows:

<u>Government-Wide</u>	<u>Deferred Inflows</u>
<u>Governmental activities</u>	
Carroll County Employee Pension	\$ 16,723,170
Carroll County Certified Law Officers Pension	4,253,708
LOSAP	778,756
State of MD CC Elected/Appointed Officials	11,338
State of MD Soil Conservation District	4,128
Total deferred inflows for pension	\$ 21,771,100
Total deferred inflows for OPEB	87,500,098
Total governmental activities deferred inflows	109,271,198
 <u>Business-type activities</u>	
Deferred charge on refunding	99,907
Total business-type activities deferred inflows	99,907
Total government-wide	\$ 109,371,105

Governmental funds reported unearned revenues in connection with receivables for revenues not considered available to liquidate liabilities of the current period are as follows:

<u>Governmental Funds</u>	<u>Unavailable Revenue</u>
<u>General Fund:</u>	
Property taxes - unavailable revenue	\$ 1,196,580
Income Taxes - unavailable revenue	63,906,983
Total governmental funds	\$ 65,103,563

Note 6 – Interfund Receivables, Payables and Transfers

Interfund Transfers

At June 30, 2021, the interfund transfers between primary government major and non-major funds were as follows:

	<u>Transfers Out</u>				<u>Total Transfers</u>
	<u>General Fund</u>	<u>Capital Projects Fund</u>	<u>Grant Fund</u>	<u>Non-Major Governmental Funds</u>	
<u>Transfers In:</u>					
General Fund	\$ -	\$ 10,461,160	\$ -	\$ 277,094	\$ 10,738,254
Capital Projects Fund	3,924,925	-	-	-	3,924,925
Grant Fund	1,437,185	-	-	-	1,437,185
Bureau of Utilities	761,950	-	-	-	761,950
Solid Waste	1,532,250	-	-	-	1,532,250
Fiber Network	168,000	-	-	-	168,000
Total transfers	<u>\$ 7,824,310</u>	<u>\$ 10,461,160</u>	<u>\$ -</u>	<u>\$ 277,094</u>	<u>\$ 18,562,564</u>

The primary reason interfund transfers are made between the general fund to other major and non-major funds is for the continuation of operations and/or the funding of capital projects. 9.09 percent of income tax is dedicated to the capital fund and is transferred to the general fund to cover debt service for school construction.

THE COUNTY COMMISSIONERS OF CARROLL COUNTY, MARYLAND
Notes to Financial Statements
June 30, 2021

Due from/to Component Units

The due from/to component units at June 30, 2021 consisted of the following:

	<u>Due From</u>	<u>Due To</u>
Primary Government:		
Board of Education	\$ 20,417	\$ 35,570,983
Carroll Community College	339	1,328
Library	503,655	14,554
Industrial Development Authority	612,910	-
	<u>\$ 1,137,321</u>	<u>\$ 35,586,865</u>
Component Units:		
Primary Government (Board of Education)	\$ 35,570,983	\$ 20,417
Primary Government (Carroll Community College)	1,328	339
Primary Government (Library)	14,554	503,655
Primary Government (IDA)	-	612,910
	<u>\$ 35,586,865</u>	<u>\$ 1,137,321</u>

Due from/to Other Governmental Funds

	<u>Due From</u>	<u>Due To</u>
Governmental Funds:		
General Fund	\$ 44,266	\$ 1,379,688
Capital Projects Fund	1,246,548	-
Grant Fund	87,538	-
Non-Major Governmental Funds (Watershed)	48,216	46,880
	<u>\$ 1,426,568</u>	<u>\$ 1,426,568</u>

Internal Balances

	<u>Due From</u>	<u>Due To</u>
Business-type Activities:		
General Fund	\$ -	\$ 3,871,635
Grant Fund	10,837	10,837
	<u>\$ 10,837</u>	<u>\$ 3,882,472</u>
Governmental Activities:		
Bureau of Utilities	\$ 1,733,011	\$ -
Solid Waste	10,837	10,837
Airport	261,419	-
Fiber Network	1,877,205	-
Total Governmental Activities	<u>\$ 3,882,472</u>	<u>\$ 10,837</u>

The Bureau of Utilities, Solid Waste, Airport and Fiber Network funds overdraw their share of Equity in Pooled Cash accounts. The overdraw was covered by the General Fund. The General Fund had an outstanding accounts receivable with the Bureau of Utilities, Solid Waste, Airport, and Fiber Network funds at June 30, 2021.

THE COUNTY COMMISSIONERS OF CARROLL COUNTY, MARYLAND
Notes to Financial Statements
June 30, 2021

Note 7 – Capital Assets

Capital asset activity for the year ended June 30, 2021 was as follows:

	Balance June 30, 2020	Additions	Net Transfers and Retirements	Balance June 30, 2021
<u>Governmental activities:</u>				
Capital assets, not being depreciated:				
Land	\$ 39,100,454	\$ 3,031,866	\$ (27,303)	\$ 42,105,017
Construction in progress	5,308,285	4,718,934	(3,867,509)	6,159,710
Total capital assets, not being depreciated	<u>44,408,739</u>	<u>7,750,800</u>	<u>(3,894,812)</u>	<u>48,264,727</u>
Capital assets, being depreciated:				
Buildings and contents	208,847,684	2,172,576	(74,950)	210,945,310
Improvements other than buildings	93,425,975	3,657,677	-	97,083,652
Automobiles, machinery and equipment	61,009,509	8,357,344	(2,811,083)	66,555,770
Infrastructure	580,916,825	4,406,736	-	585,323,561
Total capital assets, being depreciated	<u>944,199,993</u>	<u>18,594,333</u>	<u>(2,886,033)</u>	<u>959,908,293</u>
Less accumulated depreciation for:				
Buildings and contents	86,066,729	4,097,282	(31,604)	90,132,407
Improvements other than buildings	49,089,445	5,388,668	-	54,478,113
Automobiles, machinery and equipment	41,199,862	6,221,968	(2,763,428)	44,658,402
Infrastructure	442,500,306	3,864,731	-	446,365,037
Total accumulated depreciation	<u>618,856,342</u>	<u>19,572,649</u>	<u>(2,795,032)</u>	<u>635,633,959</u>
Total capital assets, being depreciated, net	<u>325,343,651</u>	<u>(978,316)</u>	<u>(91,001)</u>	<u>324,274,334</u>
Governmental activities capital assets, net	<u>\$ 369,752,390</u>	<u>\$ 6,772,484</u>	<u>\$ (3,985,813)</u>	<u>\$ 372,539,061</u>
<u>Business-type activities:</u>				
Capital assets, not being depreciated:				
Land	\$ 11,933,706	\$ 9	\$ -	\$ 11,933,715
Construction in progress	19,739,499	10,096,909	(1,904,670)	27,931,738
Total capital assets, not being depreciated	<u>31,673,205</u>	<u>10,096,918</u>	<u>(1,904,670)</u>	<u>39,865,453</u>
Capital assets, being depreciated:				
Buildings and contents	24,272,597	105,760	-	24,378,357
Improvements other than buildings	23,166,508	12,433	-	23,178,941
Automobiles, machinery and equipment	32,140,053	705,383	(114,036)	32,731,400
Infrastructure:				
Water facilities	55,550,969	112,549	-	55,663,518
Sewer facilities	50,834,999	1,721,026	-	52,556,025
Total capital assets, being depreciated	<u>185,965,126</u>	<u>2,657,151</u>	<u>(114,036)</u>	<u>188,508,241</u>
Less accumulated depreciation for:				
Buildings and contents	11,254,657	485,846	-	11,740,503
Improvements other than buildings	9,241,425	1,597,897	-	10,839,322
Automobiles, machinery and equipment	13,281,048	1,665,800	(114,036)	14,832,812
Infrastructure:				
Water facilities	16,210,866	970,605	-	17,181,471
Sewer facilities	20,404,718	757,452	-	21,162,170
Total accumulated depreciation	<u>70,392,714</u>	<u>5,477,600</u>	<u>(114,036)</u>	<u>75,756,278</u>
Total capital assets, being depreciated, net	<u>115,572,412</u>	<u>(2,820,449)</u>	<u>-</u>	<u>112,751,963</u>
Business-type activities capital assets, net	<u>\$ 147,245,617</u>	<u>\$ 7,276,469</u>	<u>\$ (1,904,670)</u>	<u>\$ 152,617,416</u>

THE COUNTY COMMISSIONERS OF CARROLL COUNTY, MARYLAND
Notes to Financial Statements
June 30, 2021

Depreciation expense was charged to functions/programs of the primary government as follows:

Governmental activities:	
General Government	\$ 6,275,626
Public Safety	5,741,808
Public Works	4,901,475
Health	39,977
Human Services	31,859
Culture & Recreation	1,376,195
Economic Development	236,358
Judicial	186,360
Conservation of Natural Resources	782,991
Total depreciation expense-governmental activities	\$ 19,572,649
Business-type activities:	
Bureau of Utilities	\$ 3,505,983
Solid Waste	670,704
Septage	4,029
Airport	363,344
Firearms Facility	31,271
Fiber Network	902,269
Total depreciation expense-business-type activities	\$ 5,477,600

Component Units

Activity for the Board of Education for the year ended June 30, 2021 was as follows:

	Balance June 30, 2020	Additions	Net Transfers and Retirements	Balance June 30, 2021
Capital assets not being depreciated				
Land and improvements	\$ 14,142,128	\$ 2,400	\$ -	\$ 14,144,528
Construction in progress	5,730,023	18,746,356	(5,198,795)	19,277,584
Total capital assets, not being depreciated	19,872,151	18,748,756	(5,198,795)	33,422,112
Capital assets being depreciated				
Building and improvements	615,522,719	5,198,798	-	620,721,517
Equipment	47,492,842	3,099,429	(785,881)	49,806,390
Total capital assets being depreciated	663,015,561	8,298,227	(785,881)	670,527,907
Less accumulated depreciation				
Buildings and improvements	261,541,795	15,132,413	-	276,674,208
Equipment	36,977,119	2,419,646	(780,164)	38,616,601
Total accumulated depreciation	298,518,914	17,552,059	(780,164)	315,290,809
Total capital assets, being depreciated, net	364,496,647	(9,253,832)	(5,717)	355,237,098
Capital assets, net	\$ 384,368,798	\$ 9,494,924	\$ (5,204,512)	\$ 388,659,210

THE COUNTY COMMISSIONERS OF CARROLL COUNTY, MARYLAND
Notes to Financial Statements
June 30, 2021

Activity for the Carroll Community College for the year ended June 30, 2021 was as follows:

	Balance at June 30, 2020	Additions	Net Transfers and Retirements	Balance at June 30, 2021
Capital assets not being depreciated				
Foundation	\$ 384,950	\$ 37,175	\$ -	\$ 422,125
Capital assets being depreciated				
Building improvements	3,112,966	119,931	-	3,232,897
Equipment	4,283,303	613,853	-	4,897,156
Vehicles	211,074	13,760	(19,349)	205,485
Library books	1,290,243	25,881	(7,905)	1,308,219
Total capital assets being depreciated	<u>8,897,586</u>	<u>773,425</u>	<u>(27,254)</u>	<u>9,643,757</u>
Less accumulated depreciation				
Building improvements	1,705,225	165,806	-	1,871,031
Equipment	3,774,694	265,690	-	4,040,384
Vehicles	133,162	19,409	(19,349)	133,222
Library books	1,230,137	37,046	(8,194)	1,258,989
Total accumulated depreciation	<u>6,843,218</u>	<u>487,951</u>	<u>(27,543)</u>	<u>7,303,626</u>
Total capital assets, being depreciated, net	<u>2,054,368</u>	<u>285,474</u>	<u>289</u>	<u>2,340,131</u>
Capital assets, net	<u>\$ 2,439,318</u>	<u>\$ 322,649</u>	<u>\$ 289</u>	<u>\$ 2,762,256</u>

Activity for the Carroll County Public Library for the year ended June 30, 2021 was as follows:

	Balance at June 30, 2020	Additions	Net Transfers and Retirements	Balance at June 30, 2021
Capital assets not being depreciated				
Construction in progress	\$ 391,225	\$ 4,237,053	\$ -	\$ 4,628,278
Capital assets being depreciated by location				
Headquarters	723,185	5,507	(17,877)	710,815
Westminster	1,163,710	-	(20,183)	1,143,527
Eldersburg	411,529	-	(12,362)	399,167
Mt. Airy	958,558	-	(5,377)	953,181
North Carroll	266,976	-	(5,377)	261,599
Taneytown	114,139	-	(9,767)	104,372
Finksburg	124,214	8,900	(4,797)	128,317
Exploration Commons	41,548	52,989	-	94,537
Circulation materials	3,216,886	906,969	(1,055,593)	3,068,262
Total capital assets, being depreciated	<u>7,020,745</u>	<u>974,365</u>	<u>(1,131,333)</u>	<u>6,863,777</u>
Less accumulated depreciation	<u>3,830,372</u>	<u>1,198,620</u>	<u>(1,131,333)</u>	<u>3,897,659</u>
Capital assets, net	<u>\$ 3,581,598</u>	<u>\$ 4,012,798</u>	<u>\$ -</u>	<u>\$ 7,594,396</u>

THE COUNTY COMMISSIONERS OF CARROLL COUNTY, MARYLAND
Notes to Financial Statements
June 30, 2021

Activity for the Industrial Development Authority of Carroll County for the year ended June 30, 2021 was as follows:

	Balance June 30, 2020	Additions	Net Transfers and Retirements	Balance June 30, 2021
Capital assets not being depreciated				
Land	\$ 8,020,449	\$ -	\$ (2,963,012)	\$ 5,057,437
Total capital assets, not being depreciated	<u>8,020,449</u>	<u>-</u>	<u>(2,963,012)</u>	<u>5,057,437</u>
Capital assets being depreciated				
Equipment	5,000	-	-	5,000
Total capital assets being depreciated	<u>5,000</u>	<u>-</u>	<u>-</u>	<u>5,000</u>
Less accumulated depreciation				
Equipment	5,000	-	-	5,000
Total capital assets, being depreciated, net	<u>-</u>	<u>-</u>	<u>-</u>	<u>-</u>
Capital assets, net	<u>\$ 8,020,449</u>	<u>\$ -</u>	<u>\$ (2,963,012)</u>	<u>\$ 5,057,437</u>

THE COUNTY COMMISSIONERS OF CARROLL COUNTY, MARYLAND
Notes to Financial Statements
June 30, 2021

Note 8 – Long-Term Debt

The following is an analysis of the changes in long-term obligations of the reporting entity for the year ended June 30, 2021:

	Balance June 30, 2020	Additions	Principal Repayments/ Amortization	Balance June 30, 2021	Due Within One Year
Governmental activities:					
Purchase Agreements	\$ 4,385,658	\$ -	\$ 391,244	\$ 3,994,414	\$ 344,966
General Obligation Debt	33,537,296	2,587,000	-	36,124,296	246,000
General Obligation Bonds	234,440,524	53,989,958	58,423,651	230,006,831	20,865,243
Bonds premium/discount	26,679,060	5,175,372	2,424,858	29,429,574	2,521,272
Subtotal	<u>299,042,538</u>	<u>61,752,330</u>	<u>61,239,753</u>	<u>299,555,115</u>	<u>23,977,481</u>
Net other post employment benefit liability	117,093,974	(61,685,422)	38,873,726	16,534,826	-
Net LOSAP liability	2,271,352	1,165,996	2,008,032	1,429,316	-
Net employee pension liability (asset)*	11,996,042	7,310,830	29,941,631	(10,634,759)	-
Net Certified Law Officers Pension liability (asset)*	3,697,273	1,721,509	6,855,177	(1,436,395)	-
Net pension liability - State of MD					
CC Elected/Appointed Officials	297,788	38,715	-	336,503	-
Soil Conservation District	256,789	33,790	-	290,579	-
Estimated liability					
for claims in process-worker's comp	3,546,642	745,790	675,493	3,616,939	687,218
for claims in process-insurance	1,721,315	16,688,215	16,602,759	1,806,771	1,788,703
Compensated Absences	<u>13,634,587</u>	<u>2,408,020</u>	<u>4,905,417</u>	<u>11,137,190</u>	<u>4,905,417</u>
Governmental activities					
Long-term liabilities	<u>\$ 453,558,300</u>	<u>\$ 30,179,773</u>	<u>\$ 161,101,988</u>	<u>\$ 322,636,085</u>	<u>\$ 31,358,819</u>
Business-type activities:					
Loans Payable	\$ 33,400	\$ -	\$ 33,400	\$ -	\$ -
General Obligation Bonds	12,486,733	20,041	1,466,893	11,039,881	1,417,467
Subtotal	<u>12,520,133</u>	<u>20,041</u>	<u>1,500,293</u>	<u>11,039,881</u>	<u>1,417,467</u>
Landfill closure/postclosure	8,798,313	172,251	126,873	8,843,691	170,378
Compensated Absences	<u>909,688</u>	<u>4,634</u>	<u>246,765</u>	<u>667,557</u>	<u>255,614</u>
Business-type activities					
Long-term liabilities	<u>\$ 22,228,134</u>	<u>\$ 196,926</u>	<u>\$ 1,873,931</u>	<u>\$ 20,551,129</u>	<u>\$ 1,843,459</u>
Component Units:					
Board of Education:					
Net other post employment benefit liability	\$ 459,175,000	\$ 107,455,000	\$ 1,001,000	\$ 565,629,000	\$ -
Compensated absences	14,841,085	1,848,570	2,175,860	14,513,795	1,750,000
Net pension liability (State of MD)	<u>17,767,148</u>	<u>2,265,566</u>	<u>-</u>	<u>20,032,714</u>	<u>-</u>
Total Board of Education	<u>\$ 491,783,233</u>	<u>\$ 111,569,136</u>	<u>\$ 3,176,860</u>	<u>\$ 600,175,509</u>	<u>\$ 1,750,000</u>
Carroll Community College					
Net other post employment benefit liability	\$ 24,031,522	\$ 4,212,887	\$ -	\$ 28,244,409	\$ -
Compensated absences	1,049,755	217,074	-	1,266,829	1,213,334
Total Carroll Community College	<u>\$ 25,081,277</u>	<u>\$ 4,429,961</u>	<u>\$ -</u>	<u>\$ 29,511,238</u>	<u>\$ 1,213,334</u>
Library					
Compensated absences	\$ 665,525	\$ 29,050	\$ -	\$ 694,575	\$ -
Net pension liability	751,452	121,984	-	873,436	-
Total Library	<u>\$ 1,416,977</u>	<u>\$ 151,034</u>	<u>\$ -</u>	<u>\$ 1,568,011</u>	<u>\$ -</u>

* The net asset balances for the employee pension plan and certified law officers pension plan are reported as assets but included net in the schedule above. The total governmental activity long-term liabilities are \$334,707,239.

THE COUNTY COMMISSIONERS OF CARROLL COUNTY, MARYLAND
Notes to Financial Statements
June 30, 2021

A.) Governmental Activities

Payments on the noncurrent liabilities above (excluding compensated absences) that pertain to the County's governmental activities are made by the General Fund. The compensated absences liability attributable to the governmental activities will be liquidated primarily by the General Fund. The additions to the unamortized premium on bonds payable for governmental activities are recorded as an Other Financing Source in the Capital Projects Fund for new bonds issued.

Payments are made to the pension and other post-employment trust funds from the General Fund as an employer contribution to help reduce the liability.

For governmental activities, compensated absences and arbitrage liabilities are generally liquidated by the General Fund. Claims liabilities typically have been liquidated in the Internal Service Fund.

Long-term obligations at June 30, 2021 consisted of Purchase Agreements, General Obligation Debt, and General Obligation Bonds.

Purchase Agreements

In March 2006, the County entered phase two with Suntrust Equipment Finance/AAIG Johnson Controls to purchase and install energy saving fixtures for various County buildings. The maturity date for this purchase agreement was February 15, 2021. Payments were due quarterly at an interest rate of 4.04%. The principal sources of repayment for this debt were general revenues of the County including property taxes and income taxes and the debt was secured by the equipment acquired. This lease was paid in full February 15, 2021.

In March 2015, phase three was entered into between the County and AAIG/Johnson Controls to continue purchasing and installing energy saving fixtures for various County buildings. The maturity date for this purchase agreement is December 15, 2031. Payments are due quarterly at an interest rate of 2.353%. The principal sources of repayment for this debt are general revenues of the County including property taxes and income taxes and the debt is secured by the equipment acquired.

Issue	Interest Rate	Year Series Matures	Amount of Original Issue	Outstanding June 30, 2021	Due Within One Year
<u>General Government:</u>					
SunTrust/AAIG Johnson Controls	4.040%	2021	\$ 2,649,079	\$ -	\$ -
AAIG Johnson Controls	2.353%	2031	4,536,852	3,994,414	344,966
Total purchase agreements				<u>\$ 3,994,414</u>	<u>\$ 344,966</u>

Years Ending June 30,	Principal	Interest	Total
2022	\$ 344,966	\$ 91,064	\$ 436,030
2023	391,972	82,329	474,301
2024	401,975	73,025	475,000
2025	411,505	63,496	475,001
2026	421,261	53,740	475,001
2027-2031	2,022,735	114,766	2,137,501
Total purchase agreement	<u>\$ 3,994,414</u>	<u>\$ 478,420</u>	<u>\$ 4,472,834</u>

THE COUNTY COMMISSIONERS OF CARROLL COUNTY, MARYLAND
Notes to Financial Statements
June 30, 2021

General Obligation Debt

The County issues general obligation debt for the Agricultural Preservation Program to enter Installment Purchase Agreements for land easements. This debt is an obligation of the County for which its full faith and credit are pledged. The sources of repayment for this debt are the general revenues of the County including property taxes, income taxes and dedicated interest earnings and restricted principal from federal obligation securities with a maturity of 10-20 years. These loans range in maturity dates from fiscal year 2022 to fiscal year 2041. The interest rates on these purchase agreements range from 4.641% to 6.00%.

<u>Years Ending June 30,</u>	<u>Principal</u>	<u>Interest</u>	<u>Total</u>
2022	\$ 246,000	\$ 1,971,653	\$ 2,217,653
2023	680,930	1,940,208	2,621,138
2024	1,006,624	1,919,894	2,926,518
2025	2,179,934	1,809,927	3,989,861
2026	1,346,000	1,741,702	3,087,702
2027-2031	20,469,220	7,390,917	27,860,137
2032-2036	4,394,588	2,144,650	6,539,238
2037-2041	5,801,000	966,275	6,767,275
Total purchase agreement	<u>\$ 36,124,296</u>	<u>\$ 19,885,226</u>	<u>\$ 56,009,522</u>

General Obligation Bonds

The County issues general obligation bonds to provide funds for construction of major capital facilities such as libraries, parks and schools, to loan to the Volunteer Fire Companies and for other general county uses such as construction of roads and bridges. The bonds are obligations of the County for which its full faith and credit are pledged. The principal sources of repayment for the bonds are the general revenues of the County including property taxes and income taxes and to the extent bond proceeds are used to finance loans to the Volunteer Fire Companies' loan payments from such entities.

THE COUNTY COMMISSIONERS OF CARROLL COUNTY, MARYLAND
Notes to Financial Statements
June 30, 2021

General Obligation Bonds

Issue	Interest Rate	Year Series Matures	Amount of Original Issue	Outstanding June 30, 2021	Due Within One Year
<u>General Government:</u>					
FHA Loan of 1972-Watershed Bonds	3.502%	2022	\$ 769,700	\$ 43,921	\$ 31,290
FHA Loan of 1974- Watershed Bonds	3.649%	2024	253,000	40,727	10,638
FHA Loan of 1979- Watershed Bonds	3.649%	2031	678,800	245,064	20,783
2007 Refunding Bonds (November)	3.75%-5.25%	2022	6,670,000	-	-
2010 Public Improvement Bonds Series D	1.03%-3.51%	2030	8,841,618	-	-
2011 Public Improvement Bonds	2.00%-4.25%	2031	11,042,955	495,270	495,270
2012 Public Improvement Bonds	2.00%-5.00%	2032	13,600,000	1,262,402	631,201
2012 Refunding Bonds	2.00%-5.00%	2032	13,685,415	1,042,294	1,042,294
2013 Public Improvement Bonds	2.00%-5.00%	2033	23,412,567	3,293,372	1,097,791
2014 Public Improvement Bonds	2.00%-5.00%	2034	14,099,475	8,372,122	598,009
2014 Refunding Bonds	2.00%-5.00%	2029	19,078,563	9,654,708	1,865,417
2015 Public Improvement Bonds	3.00%-5.00%	2035	25,448,730	16,574,875	1,105,802
2015 Refunding Bonds	3.00%-5.00%	2022	5,529,176	2,318,313	1,159,156
2016 Public Improvement Bonds	3.00%-5.00%	2036	11,291,144	7,778,189	486,137
2016 Refunding Bonds	3.00%-5.00%	2020	2,617,306	-	-
2018 Public Improvement Bonds	3.25%-5.00%	2038	18,112,500	16,301,561	905,642
2019 Public Improvement Bonds Series A	2.25%-5.00%	2039	19,900,000	18,905,000	995,000
2019 Refunding Bonds Series A	3.00%-5.00%	2029	14,448,205	13,274,521	1,215,779
2019 Refunding Bonds Series B	1.65%-2.65%	2031	6,523,905	6,470,128	53,776
2020 Public Improvement Bonds Series A	1.38%-5.00%	2040	7,251,951	7,251,951	362,598
2020 Refunding Bonds Series A	4.00%-5.00%	2030	4,444,661	4,444,661	333,182
2020 Refunding Bonds Series B	1.45%-2.00%	2032	17,487,571	17,487,571	149,184
Subtotal General Government				<u>\$ 135,256,650</u>	<u>\$ 12,558,949</u>
<u>Board of Education:</u>					
2010 Public Improvement Bonds Series D	1.03%-3.51%	2030	\$ 10,272,510	\$ -	\$ -
2011 Public Improvement Bonds	2.00%-4.25%	2031	6,957,045	324,662	324,662
2012 Public Improvement Bonds	2.00%-5.00%	2032	6,400,000	641,130	320,565
2012 Refunding Bonds	2.00%-5.00%	2032	2,347,757	248,422	248,422
2013 Public Improvement Bonds	2.00%-5.00%	2033	1,852,433	285,344	95,115
2014 Public Improvement Bonds	2.00%-5.00%	2034	2,347,757	630,367	45,026
2014 Refunding Bonds	2.00%-5.00%	2029	1,852,433	24,130,083	2,916,680
2015 Public Improvement Bonds	3.00%-5.00%	2035	1,736,270	1,301,954	86,863
2015 Refunding Bonds	3.00%-5.00%	2022	485,905	204,202	102,101
2016 Public Improvement Bonds	3.00%-5.00%	2036	2,405,656	1,924,525	120,283
2016 Refunding Bonds	3.00%-5.00%	2020	3,520,979	-	-
2018 Public Improvement Bonds	3.25%-5.00%	2038	5,337,500	4,803,750	266,875
2019 Public Improvement Bonds Series A	2.25%-5.00%	2039	7,100,000	6,745,000	355,000
2019 Refunding Bonds Series A	3.00%-5.00%	2029	13,426,634	12,335,936	1,129,816
2019 Refunding Bonds Series B	1.65%-2.65%	2031	4,276,236	4,240,987	35,249
2020 Public Improvement Bonds Series A	1.38%-5.00%	2040	6,254,057	6,254,057	312,703
2020 Refunding Bonds Series A	4.00%-5.00%	2030	5,037,130	5,037,130	417,370
2020 Refunding Bonds Series B	1.45%-2.00%	2032	4,186,635	4,186,635	20,346
Subtotal Board of Education				<u>\$ 73,294,184</u>	<u>\$ 6,797,076</u>

THE COUNTY COMMISSIONERS OF CARROLL COUNTY, MARYLAND
Notes to Financial Statements
June 30, 2021

General Obligation Bonds

Issue	Interest Rate	Year Series Matures	Amount of Original Issue	Outstanding June 30, 2021	Due Within One Year
<u>Volunteer Fire Companies:</u>					
2005 Fire Company Bonds	3.50%-4.125%	2020	\$ 2,900,000	\$ -	\$ -
2010 Public Improvement Bonds Series D	3.75%-4.90%	2030	535,000	-	-
2011 Public Improvement Bonds	2.00%-4.25%	2031	750,000	35,000	35,000
2012 Public Improvement Bonds	2.00%-5.00%	2032	1,460,000	146,282	73,141
2012 Refunding Bonds	2.00%-5.00%	2032	187,173	39,642	39,642
2013 Public Improvement Bonds	2.00%-5.00%	2033	735,000	113,217	37,739
2014 Refunding Bonds	2.00%-5.00%	2024	60,458	38,374	12,037
2015 Public Improvement Bonds	3.00%-5.00%	2035	815,000	400,000	80,000
2016 Public Improvement Bonds	3.00%-5.00%	2036	303,200	242,560	15,160
2019 Refunding Bonds Series B	1.65%-2.65%	2031	460,539	456,743	3,796
2020 Public Improvement Bonds Series A	1.38%-5.00%	2040	1,000,000	1,000,000	50,000
2020 Refunding Bonds Series A	4.00%-5.00%	2030	89,493	89,493	42,512
2020 Refunding Bonds Series B	1.45%-2.00%	2032	1,117,952	1,117,952	6,564
Subtotal Volunteer Fire Companies				<u>\$ 3,679,263</u>	<u>\$ 395,591</u>
<u>Watershed:</u>					
2010 Public Improvement Bonds Series D	1.03%-3.51%	2030	\$ 8,841,618	\$ -	\$ -
2011 Public Improvement Bonds	2.00%-4.25%	2031	11,042,955	20,068	20,068
2012 Public Improvement Bonds	2.00%-5.00%	2032	13,600,000	100,186	50,093
2013 Public Improvement Bonds	2.00%-5.00%	2033	23,412,567	313,067	104,356
2014 Public Improvement Bonds	2.00%-5.00%	2034	14,099,475	1,497,510	106,965
2014 Refunding Bonds	2.00%-5.00%	2029	19,078,563	85,275	26,750
2015 Public Improvement Bonds	3.00%-5.00%	2035	25,448,730	2,508,170	167,334
2015 Refunding Bonds	3.00%-5.00%	2022	5,529,176	5,326	2,663
2016 Public Improvement Bonds	3.00%-5.00%	2036	11,291,144	1,254,726	78,420
2018 Public Improvement Bonds	3.25%-5.00%	2038	1,549,655	1,394,689	77,483
2019 Public Improvement Bonds Series A	2.25%-5.00%	2039	3,000,000	2,850,000	150,000
2019 Refunding Bonds Series A	3.00%-5.00%	2029	397,345	365,066	33,435
2019 Refunding Bonds Series B	1.65%-2.65%	2031	264,320	262,142	2,179
2020 Public Improvement Bonds Series A	1.38%-5.00%	2040	5,493,992	5,493,992	274,700
2020 Refunding Bonds Series A	4.00%-5.00%	2030	63,675	63,675	5,276
2020 Refunding Bonds Series B	1.45%-2.00%	2032	1,562,842	1,562,842	13,905
Subtotal Watershed				<u>\$ 17,776,734</u>	<u>\$ 1,113,627</u>
Subtotal General Obligation Bonds				<u>\$ 230,006,831</u>	<u>\$ 20,865,243</u>
Bond premium/discount				<u>29,429,574</u>	<u>2,521,272</u>
Total General Obligation Bonds				<u>\$ 259,436,405</u>	<u>\$ 23,386,515</u>

The annual requirements to amortize general obligation bonds outstanding as of June 30, 2021, are as follows:

Years Ending June 30,	Principal	Interest	Total
2022	\$ 20,865,243	\$ 8,007,336	\$ 28,872,579
2023	19,972,568	7,103,724	27,076,292
2024	19,197,486	6,232,138	25,429,624
2025	17,255,511	5,434,414	22,689,925
2026	17,603,639	4,740,856	22,344,495
2027-2031	80,672,384	14,037,610	94,709,994
2032-2036	38,990,000	4,414,762	43,404,762
2037-2041	15,450,000	765,813	16,215,813
Total General Obligation Bonds	<u>\$ 230,006,831</u>	<u>\$ 50,736,653</u>	<u>\$ 280,743,484</u>

THE COUNTY COMMISSIONERS OF CARROLL COUNTY, MARYLAND
Notes to Financial Statements
June 30, 2021

B.) Business-type Activities

Bureau of Utilities

Loans Payable-Special Assessment Debt with Governmental Commitment

The County issued special assessment debt to provide funds for upgrading the Freedom District Sewer Treatment Plant and the Filters and Clarifiers for the Hampstead Wastewater Treatment Plant. These bonds were being repaid from Area Connection Charges and Front Foot Assessments charged to the users of the plants. In the event revenues collected for Front Foot Assessments and Area Connection Charges did not cover the debt service payment when due, the County provided resources to cover the deficiency until other resources were received. This debt was backed by the full faith and credit of the County.

Issue	Interest Rate	Year Series Matures	Amount of Original Issue	Outstanding June 30, 2021	Due Within One Year
Maryland Water Quality Financing: 2002 Revolving Loan - Hampstead	2.60%	2021	\$ 532,680	\$ -	\$ -
Total Loans Payable				\$ -	\$ -

General Obligation Bonds

General obligation bonds have been issued for enterprise activities in addition to those of the general government. Bonds reported in the enterprise funds are expected to be repaid from enterprise revenues.

Issue	Interest Rate	Year Series Matures	Amount of Original Issue	Outstanding June 30, 2021	Due Within One Year
<u>Bureau of Utilities:</u>					
2010 Public Improvement Bonds Series D	3.75%-4.90%	2030	\$ 13,742	\$ -	\$ -
2012 Refunding Bonds	2.00%-5.00%	2022	198,550	21,428	21,428
2014 Refunding Bonds	2.00%-5.00%	2024	5,446,358	3,848,458	509,320
2015 Refunding Bonds	3.00%-5.00%	2022	2,978,549	1,251,736	625,868
2016 Refunding Bonds	3.00%-5.00%	2020	56,307	-	-
2019 Refunding Bonds Series A	3.00%-5.00%	2029	902,816	829,477	75,970
2020 Refunding Bonds Series A	4.00%-5.00%	2030	6,738	6,738	558
Subtotal Bureau of Utilities				\$ 5,957,837	\$ 1,233,144
<u>Solid Waste Fund</u>					
2014 Refunding Bonds	2.00%-5.00%	2024	\$ 406,860	\$ 63,103	\$ 19,795
2015 Refunding Bonds	3.00%-5.00%	2022	191,370	80,423	40,212
2016 Refunding Bonds	3.00%-5.00%	2020	91,589	-	-
Subtotal Solid Waste Fund				\$ 143,526	\$ 60,007
<u>Airport Fund</u>					
2001 Public Improvement Bonds	3.25%-4.75%	2021	\$ 2,200,000	\$ 110,000	\$ 110,000
2010 Public Improvement Bonds Series D	3.75%-4.90%	2030	27,130	-	-
2012 Refunding Bonds	2.00%-5.00%	2022	18,716	-	-
2016 Refunding Bonds	3.00%-5.00%	2020	63,819	-	-
2019 Airport Bonds	2.63%	2037	12,000,000	4,802,001	-
2020 Refunding Bonds Series A	4.00%-5.00%	2030	13,303	13,303	1,102
Subtotal Airport Fund				\$ 4,925,304	\$ 111,102
<u>Septage Fund</u>					
2012 Refunding Bonds	2.00%-5.00%	2022	\$ 62,391	\$ 13,214	\$ 13,214
Subtotal Septage Fund				\$ 13,214	\$ 13,214
Total General Obligation Bonds				\$ 11,039,881	\$ 1,417,467

THE COUNTY COMMISSIONERS OF CARROLL COUNTY, MARYLAND
Notes to Financial Statements
June 30, 2021

The annual requirements to amortize general obligation bonds outstanding as of June 30, 2021, are as follows:

<u>Years Ending June 30,</u>	<u>Principal</u>	<u>Interest</u>	<u>Total</u>
Business-type activities:			
2022	\$ 1,417,467	\$ 301,796	\$ 1,719,263
2023	1,307,630	264,184	1,571,814
2024	5,483,270	221,085	5,704,355
2025	495,265	92,133	587,398
2026	520,347	71,031	591,378
2027-2031	1,815,902	105,352	1,921,254
Total General Obligation Bonds	<u>\$ 11,039,881</u>	<u>\$ 1,055,581</u>	<u>\$ 12,095,462</u>

2019 Airport Bonds

The County has unused draw down of advances available in the amount of \$7,197,999 (\$12,000,000 authorized - \$4,802,001 advanced and outstanding as of June 30, 2021).

Advance Refunding – Prior Years

In prior years, the County defeased certain general obligation and other bonds by placing the proceeds of new bonds in an irrevocable trust to provide for all future debt service payments on the old bonds. Accordingly, the trust account assets and the liability for the defeased bonds are not included in the County’s financial statements. At June 30, 2021, \$35,785,077 defeased bonds remains outstanding.

Bond Authorization

The County has authorization to sell approximately \$226,233,058 in additional bonds for the construction and renovation of several public schools, numerous general public projects and various road and bridge projects. The County has already appropriated \$173,463,392 of the available authorization.

Bond Refunding

During fiscal year 2021 the County refunded 2010 Series D bonds and partially refunded 2012 & 2013 GO Bonds. The refunding issue generated net savings of \$3,507,175 in debt service costs between governmental and business-type activities. The refunding issue resulted in an economic loss of \$1,949,483.

THE COUNTY COMMISSIONERS OF CARROLL COUNTY, MARYLAND
Notes to Financial Statements
June 30, 2021

Note 9 – Lease Obligations

Operating Leases

Government Activities

The County is committed under various leases to rent office space as lessee. All leases are considered for accounting purposes to be operating leases. Lease expenditures for the year ended June 30, 2021 for the County amounted to \$379,081. Future lease payments for these leases are as follows:

<u>Years Ending June 30,</u>		
2022	\$	390,454
2023		402,167
2024		414,232
2025		426,659
2026		439,459
2027-2030		1,893,689

The County is committed under various rental lease agreements as lessor. All leases are considered for accounting purposes to be collectable leases. Lease revenues for the year ended June 30, 2021 amounted to \$392,837. Future lease revenues for these rentals are as follows:

<u>Years Ending June 30,</u>		
2022	\$	392,837
2023		392,837
2024		392,837
2025		392,837
2026		392,837
2027-2031		1,964,185
2032-2097		70

On July 1, 2018, the County entered a lease with New Windsor Holding LLC for the property previously known as New Windsor Middle School. During fiscal year 2021, the lease payments totaled \$150,000. As of June 30, 2021, the tenant has not exercised their option to purchase. They are attempting to negotiate a new agreement with the County and are paying \$12,500 per month as rent in the interim.

In 2006, the County entered into an Energy Performance Operating Lease with Johnson Controls, Inc. for the first and second phases of the energy project. The lease agreement requires a performance guarantee and service maintenance contract payment which if the County terminates payment before the term ends, the assured performance guarantee shall automatically terminate. The total lease expense for the year ended June 30, 2021 for the County totaled to \$421,801 and has a one-year commitment remaining. The total future minimum payments are as follows:

<u>Years Ending June 30,</u>		
2022	\$	434,455

THE COUNTY COMMISSIONERS OF CARROLL COUNTY, MARYLAND
Notes to Financial Statements
June 30, 2021

In February 2015, the County signed a new 15-year Energy Performance Operating Lease with Johnson Controls, Inc. to start the third phase of the energy project. The total lease expense for the year ended June 30, 2021 for the County totaled \$131,327 and has a 10-year commitment remaining. The total future minimum payments are as follows:

<u>Years Ending June 30,</u>		
2022	\$	135,267
2023		139,325
2024		549,492
2025		565,977
2026		582,956
2027-2031		3,187,843
2032		696,080

In Kind Services

The primary government owns facilities that are used in the operation by their component units (related parties). For the fiscal year 2021, the County recorded \$2,124,467 for the Library, \$4,921,668 for Carroll Community College and \$516,884 for the Board of Education as in kind revenue and additional support to the component units.

Business-type Activities

The County is committed under various business-type rental lease agreements as lessor. All leases are considered for accounting purposes to be collectable leases. Lease revenues for the year ended June 30, 2021 amounted to \$392,770. Future lease revenues for these rentals are estimated and dependent on their 5-year renewal terms as follows:

<u>Years Ending June 30,</u>		
2022	\$	398,743
2023		409,456
2024		414,397
2025		418,692
2026		423,072

The cost and carrying amount of the leased assets are as follows:

	Governmental Activities	Business Type Activities	Total
Land	\$ 13,961,837	\$ 512,770	\$ 14,474,607
Buildings	120,140,153	-	120,140,153
Less: accumulated depreciation	(51,792,026)	-	(51,792,026)
Net carrying value	\$ 82,309,964	\$ 512,770	\$ 82,822,734

THE COUNTY COMMISSIONERS OF CARROLL COUNTY, MARYLAND
Notes to Financial Statements
June 30, 2021

Component Units

The Board of Education leases equipment under agreements reported as operating leases. The annual lease payments are recorded as expenses in the Government-Wide Statement of Activities and Expenditures in the General Fund. Operating lease terms extend through the year ended June 30, 2026.

Future minimum payments on operating leases with an initial or remaining noncancelable term in excess of one year are as follows:

Years Ending June 30,	Minimum Annual Lease Payments
2022	\$ 377,560
2023	317,669
2024	95,141
2025	13,176
2026	1,098
Total	\$ 804,644

Operating lease expenditures/expenses for the year ended June 30, 2021 were \$408,069.

The Library leases various office equipment under noncancelable operating leases that extend through the year ending June 30, 2026. Total rental expenditures were \$27,268 for leases for the year ended June 30, 2021. The future minimum lease payments for these leases are as follows:

Years Ending June 30,	Minimum Annual Lease Payments
2022	\$ 22,680
2023	22,680
2024	22,680
2025	22,680
2026	17,955
Total	\$ 108,675

The College has also entered into an operating lease with the Xerox Corporation for copier services. The total lease expense was \$170,538 for the year ended June 30, 2021. The College renewed its operating lease in July 2018, extending the lease agreement until July 2023.

Future minimum payments on operating leases are as follows:

Years Ending June 30,	Minimum Annual Lease Payments
2022	\$ -
2023	173,050
Total	\$ 173,050

THE COUNTY COMMISSIONERS OF CARROLL COUNTY, MARYLAND
Notes to Financial Statements
June 30, 2021

Note 10 – Landfill Closure, Postclosure and Remediation Costs

The County operates one public disposal facility, Northern Landfill, that opened in 1988. The landfill currently has four closed cells and one active cell, which opened in April 2008, and is 48.5% filled. Two of the four closed cells have been permanently capped. The two remaining closed cells will be capped after the active cell and remaining two cells are constructed and filled. Beginning July 1, 1997, the County elected to transfer the majority of solid waste out of state. The remaining life of the landfill's active and new cells cannot be projected at this time.

Total closure and postclosure costs of Northern landfill are estimated to be \$5,443,526, of which \$4,395,729 has been accrued as of June 30, 2021 based on the proportion of the landfill cells filled. In 1994, the County stopped accepting solid waste at its Hoods Mill landfill, with only 30 of 60 acres available being used for landfill deposits.

In addition, the County has recorded an estimated liability of \$888,822 for annual monitoring costs of closed landfills. An additional \$3,559,140 had been accrued for remedial care of two landfills closed in prior years, as well as other environmental concerns, for total accrued costs of \$8,843,691.

The County is currently in compliance with a consent order with the Maryland Department of the Environment requiring remedial action. The County is currently working with the department to comply with the consent order and the estimated costs to comply are included in the postclosure and remediation cost liability stated above.

The County uses the local government financial test to demonstrate financial assurance for closure and postclosure costs, as specified by the Environment Protection Agency, subpart G of 40 CFR part 258. The current costs of closure and postclosure care are estimates and are subject to change resulting from inflation/deflation, technology or changes in applicable laws or regulations. These costs are subject to annual evaluation. The County intends on using tipping fee user revenues and General Fund transfers to fund this liability.

Note 11 – Pension Plans

The County maintains two single-employer defined benefit pension plans as well as a Length of Service Award Program (LOSAP). The County also participates in the Maryland State Retirement Agency (MSRA) and qualifies as a Participating Government Unit.

Plan Administration - The Retirement Plan Committee serves as the administrator on behalf of Carroll County Government and has the full power and authority to manage the plan. The Retirement Plan Committee consists of those individuals who hold the following positions in the employment of the County or the Carroll County Sheriff's Office:

- Director, Department of Management and Budget
- Director, Department of Human Resources
- County Attorney
- Bureau Chief, Benefits; and
- Two participants participating in either the CCEPP (Carroll County Employee Pension Plan) or CCCLOPP (Carroll County Certified Law Officers Pension Plan) selected by the County Commissioners of Carroll County, Maryland

CARROLL COUNTY EMPLOYEE PENSION PLAN - *Plan description.* The CCEPP is a single-employer defined benefit pension plan that covers regular employees employed on or after July 1, 2003 who are not eligible to participate in the Maryland State Pension or Retirement Plans. The Carroll County Government does not issue a separate audited financial statement for CCEPP.

Benefits provided. The defined benefit is determined by the creditable years of service an employee has. After July 1, 2003, creditable service is provided for each pay period worked, with service pro-rated for employees with less than 60 hours worked in a pay period. For those employees with service between July 1, 1985 and June 30, 2003, creditable service is based on the amount of time between their date of hire and June 30, 2003. The basic monthly pension benefit is determined by final average salary multiplied by .007 multiplied by the number of years of creditable service, divided by 12 for service earned prior to October 1, 2009 plus final average salary multiplied by .016 multiplied by the number of years of creditable service, divided by 12 (for years of service earned after October 1, 2009). "Final Average Salary" refers to the average annualized

THE COUNTY COMMISSIONERS OF CARROLL COUNTY, MARYLAND
Notes to Financial Statements
June 30, 2021

base salary in the highest 78 consecutive pay periods. Employees are eligible to begin drawing their pension when they retire after 30 years of service or at age 62. The County does provide an early retirement at age 55 if the employee has at least three years of Eligibility Service and the sum of age and the employee's service years equals or exceeds 80. This plan has a tax exempt status. The Retirement Plan Committee recommends any amendments to benefits provided. In order to be effective, all amendments must be approved by majority vote of the Commissioners.

The plan provides retirement and death benefits to plan members or the plan members' beneficiaries.

Participants who have reached the 12-month anniversary of their Benefit Commencement Date are subject to the cost of living adjustment "COLA". The adjustment shall not exceed a 2% increase in the Participant's annual retirement income determined as of the first day of the preceding plan year.

There are special provisions for certain groups.

- Effective October 4, 2017, the County further amended the Carroll County Pension Plan for Electing Correctional Officers. For non-Electing Correctional officers, the service earned after October 1, 2009 utilizes a multiplier of .018 instead of .016. For Electing Correctional officers, the Carroll County Pension Plan provides a non-reduced pension after 25 years of service. Officers who leave service after age 55 with at least 15 years of service are also eligible to draw an immediate non-reduced pension. Each eligible officer is required to contribute 8% of base salary into the Carroll County Pension Plan.
- For officers hired October 4, 2017 or later, the Carroll County Pension Plan would replace 50.5% of final average salary after 25 years of service.
- Officers who leave employment prior to the completion of 15 years of service are not 'vested' in the Plan and receive a refund of their contributions, plus interest accrued at 5%. Those who leave employment prior to age 55 and with 15 but less than 25 years of service are entitled to begin pension payments at age 62.

Contributions. Plan members are required to contribute 5% of their annual base pay. The County contributed 7.61% of the employees' annual base pay. For fiscal year 2021, the County contributed \$2,979,740 to the CCEPP.

CARROLL COUNTY CERTIFIED LAW OFFICERS PENSION PLAN - Plan description. The Carroll County Government established the CCCLOPP for eligible law enforcement officers on October 1, 2009. The CCCLOPP is a single-employer defined benefit pension plan that covers Carroll County Sheriff's Certified Law Officers who are not eligible to participate in the Maryland State Pension or Retirement Plans. The Carroll County Government does not issue a separate audited financial statement for CCCLOPP.

Benefits provided. For officers hired October 1, 2009 or later, the Certified Law Officers Pension Plan would replace 50.5% of final average salary after 25 years of service and will replace a smaller percentage of final average salary for officers hired prior to October 1, 2009 (who previously received employer contributions to their 401(k) Plan accounts). Employees are eligible to begin drawing their pension when they retire after 25 years of service or at age 55 with at least 15 years of service. Employees who retire prior to age 55 with at least 15 years of service may begin drawing their pension at age 62. The plan does not provide early retirement benefits. The Retirement Plan Committee recommends any amendments to benefits provided. In order to be effective all amendments must be approved by majority vote of the Commissioners.

The plan provides retirement, disability and death benefits to plan members or the plan members' beneficiaries. This plan has a tax-exempt status.

Participants who have reached the 12-month anniversary of their Benefit Commencement Date are subject to the COLA. The adjustment shall not exceed a 2% increase in the Participant's annual retirement income determined as of the first day of the preceding plan year.

Contributions. Plan members are required to contribute 8% of their annual base pay. The County contributed 17.63% of the employees' annual base pay. For fiscal year 2021, the County contributed \$1,333,810 to the CCCLOPP Plan.

VOLUNTEER FIREMEN PENSION PLAN (LOSAP) - Plan Description. The Volunteer Fireman Pension Plan "LOSAP" is a single-employer defined benefit length of service award program that covers all volunteer members of all Carroll County

THE COUNTY COMMISSIONERS OF CARROLL COUNTY, MARYLAND
Notes to Financial Statements
June 30, 2021

Fire Companies. Members are eligible to participate in the service award plan if they are certified as an active member and attain 50 points through various functions for each year of service.

Benefits provided. Members are eligible for the defined length of service benefits once they reach 25 years of service and age 60. Per the amended benefit enhancements effective July 1, 2017, the benefits are calculated at \$135 per month for the fiscal year ended 2018 for life for the first 25 years of service. The benefit will increase each year by \$10 until fiscal year 2022 when the benefit will be \$175 per month. An additional payment of \$8 per month shall be added to the benefits for each full year of service in excess of 25 years. LOSAP provides a burial benefit of \$5,000 for qualified volunteer firemen upon their death. This plan has tax exempt status. The Retirement Plan Committee recommends any amendments to benefits provided. In order to be effective, all amendments must be approved by majority vote of the Commissioners.

Contributions. Carroll County must provide annual contributions that satisfy the required amount to fund this program. For fiscal year 2021, the County contributed \$398,000 to the LOSAP Plan. Funding of this program shall be reviewed every fifth year to determine if any changes should be made. There are no participant-financed benefits in this plan. Administrative costs are financed through investment earnings.

INVESTMENT POLICY: Fiduciary funds for Carroll County include the CCEPP, the Carroll County Certified Law Officers Pension, LOSAP, and OPEB “the Trust Funds”. The Trust Funds operate under one investment policy that is designed to provide benefits as anticipated through a carefully planned and executed investment program that achieves a reasonable long-term total return consistent with the level of risk assumed. Investments for the Trust Funds are reported at fair value, as described in Note 1. Carroll County Government has the authority to establish or amend investment policy decisions.

The Trust Funds invest in various investment securities. Investment securities are exposed to various risks such as interest rate, market, and credit risks. Due to the level of risk associated with certain investment securities, it is at least reasonably possible that changes in the values of investment securities will occur in the near term and that such a change could materially affect the amounts reported in the statement of fiduciary net position available for benefits.

INTEREST RATE RISK: The Trust Funds do not have a formal investment policy that limits investment maturities as a means of managing its exposure to fair value losses arising from increasing interest rates. Fluctuating rates of return are characteristic of the securities markets; the Trust Funds’ greatest concern is long-term appreciation of assets and consistency of portfolio returns. However, cash and cash equivalent investments are limited to maturities of one year or less.

ACTUARIAL & MEASUREMENT DATES: The County pension liability recorded in the June 30, 2021 financial statements was measured using the following dates:

	Carroll County Employee Pension Plan (CCEPP)	Carroll County Certified Law Officers Pension Plan (CCCLOPP)	Volunteer Firemen Pension Plan (LOSAP)
Actuarial Valuation Date	July 1, 2020	July 1, 2020	January 1, 2021
Measurement Date	June 30, 2021	June 30, 2021	June 30, 2021

THE COUNTY COMMISSIONERS OF CARROLL COUNTY, MARYLAND
Notes to Financial Statements
June 30, 2021

Plan membership. The member data related to each plan per the most current actuarial valuation date referenced above was as follows:

	Carroll County Employee Pension Plan (CCEPP)	Carroll County Certified Law Officers Pension Plan (CCLOPP)	Volunteer Firemen Pension Plan (LOSAP)
Retirees and beneficiaries currently receiving benefits	357	16	277
Terminated plan members entitled to but not yet receiving benefits	195	1	17
Active plan members	758	123	579
Total	<u>1,310</u>	<u>140</u>	<u>873</u>

Foreign currency risk: The Pension Plan had the following unrated mutual fund investments with exposure to foreign currency risk from various international currency denominations, including European Countries:

	Carroll County Employee Pension Plan (CCEPP)	Carroll County Certified Law Officers Pension Plan (CCLOPP)	Volunteer Firemen Pension Plan (LOSAP)
	Fair Value in U.S. Dollars	Fair Value in U.S. Dollars	Fair Value in U.S. Dollars
Vanguard Total International Stock Index Fund	\$ 17,216,284	\$ 3,354,789	\$ 1,289,854
Harding Loevner International Equity Fund	6,186,586	1,318,476	518,576

Credit risk: The investment manager is allowed substantial discretion within a broad framework of approved investment choices. Equity holdings may be selected from those listed on the major securities markets. The manager may purchase any cash instruments having a quality rating of A-2, P-2 or higher by either Moody's or Standard and Poor's. Time deposits and repurchase agreements are also acceptable investment vehicles. Any idle cash not invested by the investment managers shall be invested daily through an automatic interest-bearing sweep vehicle.

Carroll County Employee Pension Plan (CCEPP) Carroll County Certified Law Officers Pension Plan (CCLOPP) Volunteer Firemen Pension Plan (LOSAP)		
Ratings	Maximum	Allocation at June 30, 2021
AAA/Aaa	100%	100%
AA/Aa	100%	0%
A/A	100%	0%
BAA/Baa	20%	0%
BBB	20%	0%

THE COUNTY COMMISSIONERS OF CARROLL COUNTY, MARYLAND
Notes to Financial Statements
June 30, 2021

Concentration of credit risk: As a means of minimizing risk and providing a consistent return, the investment policies require diversification. U.S. corporate bonds shall be diversified by issuer type with no more than 10% of the portfolio invested in obligations of any one issuer. International bonds shall not exceed more than 5% of the International Equity portfolio. Investments by security type for all of the County Trust Funds are to be diversified as follows:

	Carroll County Employee Pension Plan (CCEPP)		Carroll County Certified Law Officers Pension Plan (CCLOPP)		Carroll County Volunteer Firemen Pension Plan (LOSAP)	
	<u>Minimum</u>	<u>Maximum</u>	<u>Minimum</u>	<u>Maximum</u>	<u>Minimum</u>	<u>Maximum</u>
	Domestic Large Cap Equities	35.0%	55.0%	35.0%	55.0%	35.0%
Domestic Mid and Small Cap Equities	0.0%	0.0%	0.0%	0.0%	0.0%	10.0%
Domestic Mid Cap Equities	0.0%	10.0%	0.0%	10.0%	0.0%	0.0%
Domestic Small Cap Equities	0.0%	10.0%	0.0%	10.0%	0.0%	0.0%
Real Estate Equities	5.0%	15.0%	5.0%	15.0%	5.0%	15.0%
International Equities	5.0%	15.0%	5.0%	15.0%	5.0%	15.0%
Domestic Fixed Income	20.0%	30.0%	20.0%	30.0%	10.0%	30.0%
Cash Equivalents	0.0%	15.0%	0.0%	15.0%	0.0%	10.0%

Rate of return: For the year ended June 30, 2021, the annual money-weighted rate of return on the pension plan investments, net of pension plan investment expense, are shown as a percent in the table below. The money-weighted rate of return expresses investment performance, net of investment expense, adjusted for the changing amounts actually invested.

	Carroll County Employee Pension Plan (CCEPP)	Carroll County Certified Law Officers Pension Plan (CCLOPP)	Carroll County Volunteer Firemen Pension Plan (LOSAP)
Rate of return	26.96%	26.16%	28.70%

Net Pension Liability (asset) of the County. The components of the net pension liability (asset) of the County at June 30, 2021 were as follows:

	Carroll County Employee Pension Plan (CCEPP)	Carroll County Certified Law Officers Pension Plan (CCLOPP)	Carroll County Volunteer Firemen Pension Plan (LOSAP)
Total pension liability	\$ 121,176,385	\$ 24,394,714	\$ 12,764,982
Plan fiduciary net position	(131,811,144)	(25,831,109)	(11,335,666)
County's net pension liability (asset)	<u>\$ (10,634,759)</u>	<u>\$ (1,436,395)</u>	<u>\$ 1,429,316</u>
Plan fiduciary net position as a percentage of the total pension liability	108.78%	105.89%	88.80%

THE COUNTY COMMISSIONERS OF CARROLL COUNTY, MARYLAND
Notes to Financial Statements
June 30, 2021

Actuarial assumptions: The total pension liability for CCEPP and CCCLOPP was determined by an actuarial valuation of July 1, 2020 and LOSAP actuarial valuation of January 1, 2021 rolled forward to June 30, 2021 using the following actuarial assumptions, applied to the periods included in the measurements:

Assumptions	Carroll County Employee Pension Plan (CCEPP)	Carroll County Certified Law Officers Pension Plan (CCCLOPP)	Volunteer Firemen Pension Plan (LOSAP)
Inflation	2.5%	2.5%	2.5%
Salary increases	Rates vary by participant age	Rates vary by participant age	Not Applicable
Investment rate of return	7.0% , net of pension plan investments expense, including inflation	7.0%, net of pension plan investments expense, including inflation	7.0%, net of pension plan investments expense, including inflation
Mortality	Pub-2010 General Employees Mortality with generational projection using scale MP2019	Pub-2010 General Employees Mortality with generational projection using scale MP2019	Pub-2010 Safety Employees/Retirees/Survivors Headcount-Weighted Mortality, blended 75% male with generational projection using scale MP2020
Actuarial valuation	July 1, 2020 rolled forward to June 30, 2021	July 1, 2020 rolled forward to June 30, 2021	January 1, 2021 rolled forward to June 30, 2021
Projected payroll increases	3% per year	3% per year	n/a
Salary valuation	36-month average highest pay	36-month average highest pay	n/a
Post retirement cost of living adjustments	1.80%	1.80%	n/a
Inflation rate	2.5%	2.5%	2.5%
Actuarial Cost Method	Projected Unit Credit	Projected Unit Credit	Unit Credit
Amortization Method	Level Percentage of Payroll	Level Percentage of Payroll	Level payments over a period of 10 years
Remaining Amortization Period	20 years for gains and losses (closed), 8 years for prior plan and assumption changes	20 years for gains and losses (closed), 17 years for prior plan and assumption changes	10 years
Asset Valuation Method	5-year smoothed market	5-year smoothed market	Market Value
Retirement Age	100% when first eligible for unreduced benefits	100% when first eligible for unreduced benefits	The later of 25 years of service and age 60
Changes since prior valuation	None	None	None
Discount rate	7.00%	7.00%	7.00%

The long-term expected rate of return on pension plan investments was determined using a building-block method in which best-estimate ranges of expected future real rates of return (expected returns, net of pension plan investment expense and inflation) are developed for each major asset class. These ranges are combined to produce the long-term expected rate of return by weighting the expected future real rates of return by the target asset allocation percentage and by adding expected inflation.

THE COUNTY COMMISSIONERS OF CARROLL COUNTY, MARYLAND
Notes to Financial Statements
June 30, 2021

The target allocation and best estimates of arithmetic real rates of return for each major asset class are summarized in the following table:

Asset Class	Carroll County Employee Pension Plan (CCEPP)		Carroll County Certified Law Officers Pension Plan (CCCLOPP)		Volunteer Firemen Pension Plan (LOSAP)	
	Long-Term Expected		Long-Term Expected		Long-Term Expected	
	Target Allocation	Rate of Return	Target Allocation	Rate of Return	Target Allocation	Rate of Return
U.S. Large Cap Equities	43%	6.30%	43%	6.30%	41%	6.30%
U.S. Small/Mid Cap Equities	0%	0.00%	0%	0.00%	0%	0.00%
Foreign Equities	22%	7.60%	22%	7.60%	20%	7.60%
Real Estate (REITs)	9%	5.40%	9%	5.40%	9%	5.40%
Core Fixed Income	24%	1.10%	24%	1.10%	25%	1.10%
Cash	2%	0.00%	2%	0.00%	5%	0.00%
Inflation	-	2.50%	-	2.50%	-	2.50%
Total	<u>100%</u>		<u>100%</u>		<u>100%</u>	

Discount rate: The discount rate used to measure the total pension liability was 7%. The projection of cash flows used to determine the discount rate assumed that employee contributions will be made at the current contribution rate and that County contributions will be made at rates equal to the difference between actuarially determined contribution rates and the employee rate. Based on those assumptions, the pension plan's fiduciary net position was projected to be available to make all projected future benefit payments of current active and inactive employees and current active volunteer fireman. Therefore, the long-term expected rate of return on pension plan investments was applied to all periods of projected benefit payments to determine the total pension liability.

THE COUNTY COMMISSIONERS OF CARROLL COUNTY, MARYLAND
Notes to Financial Statements
June 30, 2021

Changes in Net Pension Liability:

Carroll County Employee Pension Plan (CCEPP)	Increase (Decrease)		
	Total Pension Liability	Plan Fiduciary Net Position	Net Pension Liability (asset)
	(a)	(b)	(a) - (b)
Balances at 6/30/20	\$ 113,865,555	\$ 101,869,513	\$ 11,996,042
Changes for the year:			
Service cost	4,693,956	-	4,693,956
Interest	7,863,115	-	7,863,115
Changes of benefit terms	-	-	-
Differences between expected and actual experiences	(2,175,567)	-	(2,175,567)
Changes of assumptions	-	-	-
Contributions - employer	-	2,979,740	(2,979,740)
Contributions - member	-	2,201,447	(2,201,447)
Net investment income	-	27,885,583	(27,885,583)
Benefit payments, including refunds of member contributions	(3,070,674)	(3,070,674)	-
Administrative expense	-	(54,465)	54,465
Other	-	-	-
Net Changes	<u>\$ 7,310,830</u>	<u>\$ 29,941,631</u>	<u>\$ (22,630,801)</u>
Balances at 6/30/21	<u>\$ 121,176,385</u>	<u>\$ 131,811,144</u>	<u>\$ (10,634,759)</u>

Carroll County Certified Law Officers Pension Plan (CCLOPP)	Increase (Decrease)		
	Total Pension Liability	Plan Fiduciary Net Position	Net Pension Liability (asset)
	(a)	(b)	(a) - (b)
Balances at 6/30/20	\$ 22,673,205	\$ 18,975,932	\$ 3,697,273
Changes for the year:			
Service cost	1,725,660	-	1,725,660
Interest	1,574,380	-	1,574,380
Changes of benefit terms	-	-	-
Differences between expected and actual experiences	(1,214,416)	-	(1,214,416)
Changes of assumptions	-	-	-
Contributions - employer	-	1,333,810	(1,333,810)
Contributions - member	-	739,754	(739,754)
Net investment income	-	5,161,162	(5,161,162)
Benefit payments, including refunds of member contributions	(364,115)	(364,115)	-
Administrative expense	-	(15,434)	15,434
Other	-	-	-
Net Changes	<u>\$ 1,721,509</u>	<u>\$ 6,855,177</u>	<u>\$ (5,133,668)</u>
Balances at 6/30/21	<u>\$ 24,394,714</u>	<u>\$ 25,831,109</u>	<u>\$ (1,436,395)</u>

THE COUNTY COMMISSIONERS OF CARROLL COUNTY, MARYLAND
Notes to Financial Statements
June 30, 2021

Volunteer Firemen Pension Plan (LOSAP)	Increase (Decrease)		
	Total Pension Liability	Plan Fiduciary Net Position	Net Pension Liability (asset)
	(a)	(b)	(a) - (b)
Balances at 6/30/20	\$ 11,598,986	\$ 9,327,634	\$ 2,271,352
Changes for the year:			
Service cost	187,975	-	187,975
Interest	809,877	-	809,877
Changes of benefit terms	507,023	-	507,023
Differences between expected and actual experiences	388,347	-	388,347
Changes of assumptions	289,102	-	289,102
Contributions - employer	-	398,000	(398,000)
Net investment income	-	2,649,590	(2,649,590)
Benefit payments, including refunds of member contributions	(1,016,328)	(1,016,328)	-
Administrative expense	-	(23,230)	23,230
Other	-	-	-
Net Changes	\$ 1,165,996	\$ 2,008,032	\$ (842,036)
Balances at 6/30/21	\$ 12,764,982	\$ 11,335,666	\$ 1,429,316

Sensitivity of the net pension liability (asset) to changes in the discount rate. The following presents the net pension liability (asset) of the County, calculated using the discount rate of 7.0%, as well as what the County's net pension liability would be if it were calculated using a discount rate that is one percentage point lower (6.0%) or one percentage point higher (8.0%) than the current rate:

	1% Decrease (6.0%)	Current Discount Rate (7.0%)	1% Increase (8.0%)
CCEPP net pension liability (asset)	\$ 6,552,852	\$ (10,634,759)	\$ (24,679,638)
CCCLOPP net pension liability (asset)	\$ 2,702,537	\$ (1,436,395)	\$ (4,735,947)
LOSAP net pension liability (asset)	\$ 2,283,452	\$ 1,429,316	\$ 712,391

Pension Expense and Deferred Outflows of Resources and Deferred Inflows of Resources Related to Pensions. For the year ended June 30, 2021, the County recognized pension expense as follows:

	<u>Pension Expense</u>
CCEPP pension expense	\$ (1,425,253)
CCCLOPP pension expense	391,868
LOSAP pension expense	666,331
Carroll County Elected Officials pension expense	51,149
Soil Conservation Employees pension expense	44,618
Total general government pension expense	<u>\$ (271,287)</u>

THE COUNTY COMMISSIONERS OF CARROLL COUNTY, MARYLAND
Notes to Financial Statements
June 30, 2021

At June 30, 2021, the County reported deferred outflows of resources and deferred inflows of resources related to pensions from the following sources:

Carroll County Employee Pension Plan (CCEPP)	<u>Deferred Outflows of Resources</u>	<u>Deferred Inflows of Resources</u>
Differences between expected and actual experience	\$ 478,749	\$ 1,790,505
Changes of assumptions	-	457,822
Net difference between projected and actual earnings on pension plan investments	-	14,474,843
Total	<u>\$ 478,749</u>	<u>\$ 16,723,170</u>
Carroll County Certified Law Officers Pension Plan (CCLOPP)	<u>Deferred Outflows of Resources</u>	<u>Deferred Inflows of Resources</u>
Differences between expected and actual experience	\$ 1,254,269	\$ 1,304,081
Changes of assumptions	-	195,410
Net difference between projected and actual earnings on pension plan investments	-	2,754,217
Total	<u>\$ 1,254,269</u>	<u>\$ 4,253,708</u>
Volunteer Firemen Pension Plan (LOSAP)	<u>Deferred Outflows of Resources</u>	<u>Deferred Inflows of Resources</u>
Differences between expected and actual experience	\$ 501,036	\$ 16,544
Changes of assumptions	252,964	-
Net difference between projected and actual earnings on pension plan investments	-	762,212
Total	<u>\$ 754,000</u>	<u>\$ 778,756</u>

THE COUNTY COMMISSIONERS OF CARROLL COUNTY, MARYLAND
Notes to Financial Statements
June 30, 2021

Amounts reported as deferred outflows of resources and deferred inflows of resources related to pensions will be recognized in pension expense as follows:

Carroll County Employee Pension Plan (CCEPP)	
Years Ending June 30:	Amount
2022	\$ (4,201,218)
2023	(3,951,308)
2024	(3,955,344)
2025	(4,136,551)

Carroll County Law Officers Pension Plan (CCLOPP)	
Years Ending June 30:	Amount
2022	\$ (707,104)
2023	(679,482)
2024	(639,731)
2025	(739,436)
2026	64,669
Thereafter	(298,355)

Volunteer Firemen Pension Plan (LOSAP)	
Years Ending June 30:	Amount
2022	\$ (115,160)
2023	3,173
2024	(208,518)
2025	36,190
2026	124,989
Thereafter	134,570

Basis of Accounting: The Pension Plan's financial statements are prepared using the accrual basis of accounting. Plan member contributions are recognized in the period in which the contributions are due. Employer contributions to the plan are recognized when due and the employer has made a formal commitment to provide the contributions. Benefits and refunds are recognized when due and payable in accordance with the terms of the plan. Investments are made on a long-term basis investing in various securities which are exposed to various risks such as interest rate, market, and credit risks.

THE COUNTY COMMISSIONERS OF CARROLL COUNTY, MARYLAND
Notes to Financial Statements
June 30, 2021

Statement of Fiduciary Net Position

	Carroll County Employee Pension Plan (CCEPP)	Carroll County Certified Law Officers Pension Plan (CCCLOPP)	Volunteer Firemen Pension Plan (LOSAP)
Assets:			
Prepaid expenses	\$ 6,845	\$ 1,342	\$ 590
Investments at fair value:			
Short-term investments	972,394	593,260	489,865
Bond funds	29,762,863	5,812,515	2,699,663
Equity funds	91,483,763	17,714,402	8,150,324
Real estate funds	9,589,331	1,713,304	-
Total investments	<u>131,808,351</u>	<u>25,833,481</u>	<u>11,339,852</u>
Total assets	<u>131,815,196</u>	<u>25,834,823</u>	<u>11,340,442</u>
Liabilities:			
Accounts payable	4,052	3,714	4,776
Total liabilities	<u>4,052</u>	<u>3,714</u>	<u>4,776</u>
Fiduciary net position:			
Net position held in trust for pension benefits and other purposes	<u>\$ 131,811,144</u>	<u>\$ 25,831,109</u>	<u>\$ 11,335,666</u>

Statement of Changes in Fiduciary Net Position

	Carroll County Employee Pension Plan (CCEPP)	Carroll County Certified Law Officers Pension Plan (CCCLOPP)	Volunteer Firemen Pension Plan (LOSAP)
ADDITIONS			
Contributions:			
Employer	\$ 2,979,740	\$ 1,333,810	\$ 398,000
Plan members	2,201,447	739,754	-
Total Contributions	<u>5,181,187</u>	<u>2,073,564</u>	<u>398,000</u>
Investment earnings:			
Net increase in the fair value of investments	27,961,193	5,188,092	2,649,590
Total investment earnings	<u>27,961,193</u>	<u>5,188,092</u>	<u>2,649,590</u>
Less investment expense	(75,610)	(26,930)	(7,181)
Net investment earnings	<u>27,885,583</u>	<u>5,161,162</u>	<u>2,642,409</u>
Total additions	33,066,770	7,234,726	3,040,409
DEDUCTIONS			
Benefits and refunds paid to plan members and beneficiaries	3,070,674	364,115	1,016,328
Administrative expenses	54,465	15,434	16,050
Total deductions	<u>3,125,139</u>	<u>379,549</u>	<u>1,032,378</u>
Change in net position	29,941,631	6,855,177	2,008,031
FIDUCIARY NET POSITION			
Fiduciary net position - beginning of year	101,869,513	18,975,932	9,327,635
Fiduciary net position - end of year	<u>\$ 131,811,144</u>	<u>\$ 25,831,109</u>	<u>\$ 11,335,666</u>

THE COUNTY COMMISSIONERS OF CARROLL COUNTY, MARYLAND
Notes to Financial Statements
June 30, 2021

MARYLAND STATE RETIREMENT AND PENSION SYSTEM – GOVERNMENTAL ACTIVITIES

Plan Description

The County participates in the Maryland State Retirement and Pension System “the System” and qualifies as a Participating Governmental Unit “PGU”. The System was established by the State Personnel and Pensions Article of the Annotated Code of Maryland to provide retirement allowances and other benefits to State employees, teachers, police, judges, legislators, and employees of participating governmental units. Responsibility for the System’s administration and operation is vested in a 15- member Board of Trustees.

The State of Maryland is the statutory guarantor for the payment of all pensions, annuities, retirement allowances, refunds, reserves, and other benefits of the System. The State is obligated to annually pay into the accumulation fund of each State system at least an amount that, when combined with the System’s accumulation funds, is sufficient to provide benefits payable under each plan during that fiscal year. The System is accounted for as one defined benefit plan in accordance with accounting principles generally accepted in the United States of America. Additionally, the System is fiscally dependent on the State by virtue of the legislative and executive controls exercised with respect to its operations, policies, and administrative budget. Accordingly, the System is included in the State’s reporting entity and disclosed in its financial statements as a pension trust fund. The Schedule of Employer Allocations and the Schedule of Pension Amounts by Employer can be found at www.sra.maryland.gov/employers. The System’s Annual Comprehensive Financial Report for the fiscal year ended June 30, 2020 can be found at <https://sra.maryland.gov/annual-financial-reports>.

The System is comprised of the Teachers’ Retirement and Pension Systems, Employees’ Retirement and Pension Systems, State Police Retirement System, Judges’ Retirement System, and the Law Enforcement Officers’ Pension System.

The County adopted GASB Statement No. 68-“Accounting and Financial Reporting for Pensions” (“GASB 68”). GASB 68 requires that a PGU recognize its proportionate share of the System's net pension liability (i.e., unfunded pension liability) and pension expense.

The County adopted GASB Statement No. 71-“Pension Transition for Contributions Made Subsequent to the Measurement Date - Amendment of GASB No. 68” (“GASB 71”). GASB 71, which is only applicable during the year which GASB 68 was adopted, requires that contributions to the pension plan subsequent to the measurement date be recognized as a deferred outflow of resources.

On June 30, 1985, the Board of Carroll County Commissioners elected to withdraw from the Maryland State Retirement Agency “Agency”. Employees participating in the Employees’ Retirement and Pension Systems at that time continued their participation in those Systems. Employees hired July 1, 1985 and after were not permitted to enroll. After the County’s withdrawal, the Agency calculated an unfunded accrued liability owed by the County and instituted a payment schedule whereby the County would make annual payments until the liability was paid. The balance of the unfunded accrued liability was paid to the Agency with the proceeds from taxable pension funding bonds issued in 2004. As of June 30, 2021, 21 employees participate in the Employees’ Retirement and Pension Systems.

In addition, certain “State Elected Officials” and “Soil Conservation District” employees hired after June 30, 1985 are entitled to participate in Employees’ Retirement and Pension Systems. As of June 30, 2021, three Officials and six Soil Conservation District employees participate. State Elected Officials and Soil Conservation District employees who participate in the Employees' Retirement and Pension Systems contributed 7% of their compensation during fiscal year 2021 as stipulated by the System.

COMPONENT UNITS – BOARD OF EDUCATION OF CARROLL COUNTY

Plan description

The employees of the Board are covered by the Maryland State Retirement and Pension System “the System”, which is a cost sharing defined benefit public employee retirement system. While there are five retirement and pension systems under the System, employees of the Board are a member of either the Teachers’ Retirement and Pension Systems or the Employees’ Retirement and Pension Systems. The System was established by the State Personnel and Pensions Article of the Annotated Code of Maryland to provide retirement allowances and other benefits to State employees, teachers, police, judges, legislators, and employees of participating governmental units. The Plans are administered by the State Retirement Agency. Responsibility for the System’s administration and operation is vested in a 15-member Board of Trustees. The System issues a publically available financial report that can be obtained at <http://www.sra.state.ud.us>.

THE COUNTY COMMISSIONERS OF CARROLL COUNTY, MARYLAND
Notes to Financial Statements
June 30, 2021

Benefits provided. The System provides retirement allowances and other benefits to State teachers and employees of participating governmental units, among others. For individuals who become members of the Teachers' Retirement and Pension Systems and the Employees' Retirement and Pension Systems on or before June 30, 2011, retirement/pension allowances are computed using both the highest three years Average Final Compensation "AFC" and the actual number of years of accumulated creditable service. For individuals who become members of the Teachers' Pension System and Employees' Pension System on or after July 1, 2011, pension allowances are computed using both the highest five years AFC and the actual number of years of accumulated creditable service. Various retirement options are available under each system which ultimately determines how a retiree's benefits allowance will be computed. Some of these options require actuarial reductions based on the retiree's and/or designated beneficiary's attained age and similar actuarial factors.

A member of either the Teachers' or Employees' Retirement System is generally eligible for full retirement benefits upon the earlier of attaining age 60 or accumulating 30 years of creditable service regardless of age. The annual retirement allowance equals 1/55 (1.81%) of the member's average final compensation "AFC" multiplied by the number of years of accumulated creditable service.

A member of either the Teachers' or Employees' Pension System on or before June 30, 2011 is eligible for full retirement benefits upon the earlier of attaining age 62, with specified years of eligibility service, or accumulating 30 years of eligibility service regardless of age. An individual who becomes a member of either the Teachers' or Employees' Pension System on or after July 1, 2011 is eligible for full retirement benefits if the member's combined age and eligibility service equals at least 90 years or if the member is at least age 65 and has accrued at least 10 years of eligibility service.

For most individuals who retired from either the Teachers' or Employees' Pension System on or before June 30, 2006, the annual pension allowance equals 1.2% of the members AFC, multiplied by the number of years of credible service accumulated prior to July 1, 1998, plus 1.4% of the members AFC, multiplied by the number of years of credible service accumulated subsequent to June 30, 1998. With certain exceptions, for individuals who are members of the Teachers' or Employees' Pension System on or after July 1, 2006, the annual pension allowance equals 1.2% of the member's AFC, multiplied by the number of years of credible service accumulated prior to July 1, 1998 plus 1.8% of the members AFC, multiplied by the number of years of credible service accumulated subsequent to June 30, 1998. Beginning in July 1, 2011, any new member of the Teachers' or Employees' Pension System shall earn an annual pension allowance equal to 1.5% of the member's AFC multiplied by the number of years of creditable service accumulated as a member of the Teachers' or Employees' Pension System.

Contributions. The Board and covered members are required by state statute to contribute to the System. Members of the Teachers' Pension System and Employees' Pension System are required to contribute 7% annually. Members of the Teachers' Retirement System and Employees' Retirement System are required to contribute 5-7% annually, depending on the retirement option selected. The contribution requirements of the System members, as well as the State and participating governmental employers, are established and may be amended by the Board of Trustees for the System.

Teachers' Retirement and Pension System. Beginning in FY2017, the Board pays 100% of the normal cost for their teachers in the Teachers' Retirement and Pension System while the State contributes on behalf of the Board, the unfunded liability portion of the Board's annual required contribution to the Teachers' Retirement and Pension System. For the year ended June 30, 2021, the Board's contribution was \$7,700,871. The State's contributions on behalf of the Board for the year ended June 30, 2021 was \$19,601,930. The fiscal 2021 contribution made by the State on behalf of the Board has been included as both revenues and expenses in the Statement of Activities.

For the year ended June 30, 2021, the Board recognized pension expense of \$27,302,801 and revenue of \$19,601,930 for support provided by the State. Due to the special funding situation noted above related to the Teachers' Retirement and Pension Systems, the Board did not report deferred outflows of resources and deferred inflows of resources related to the Teachers' Retirement and Pension Systems.

Employees' Retirement and Pension Systems. The Board's contractually required contribution rate for the Employees' Retirement and Pension Systems for the year ended June 30, 2021 was 6.75% of annual payroll, actuarially determined as an amount that, when combined with employee contributions, is expected to finance the costs of benefits earned by employees during the year, with an additional amount to finance any unfunded accrued liability. The Board made its share of the required contributions during the year ended June 30, 2021 of \$2,091,881.

The net pension liability was measured as of June 30, 2020, and the total pension liability used to calculate the net pension liability was determined by an actuarial valuation as of that date.

THE COUNTY COMMISSIONERS OF CARROLL COUNTY, MARYLAND
Notes to Financial Statements
June 30, 2021

COMPONENT UNITS – CARROLL COMMUNITY COLLEGE

Plan description

The employees of the College are covered by the Maryland State Retirement and Pension System “the System”, which is a cost sharing employer public employee retirement system. While there are five retirement and pension systems under the System, employees of the College are a member of either the Teachers’ Retirement and Pension Systems or the Employees’ Retirement and Pension Systems. The System was established by the State Personnel and Pensions Article of the Annotated Code of Maryland to provide retirement allowances and other benefits to State employees, teachers, police, judges, legislators, and employees of participating governmental units. The Plans are administered by the State Retirement Agency. Responsibility for the System’s administration and operation is vested in a 15-member Board of Trustees. The System issues a publically available financial report that can be obtained at <http://www.sra.state.ud.us>.

Benefits provided. The System provides retirement allowances and other benefits to State teachers of participating governmental units, among others. For individuals who become members of the Teachers’ Retirement and Pension Systems on or before June 30, 2011, retirement/pension allowances are computed using both the highest three years Average Final Compensation “AFC” and the actual number of years of accumulated creditable service. For individuals who become members of the Teachers’ Pension System on or after July 1, 2011, pension allowances are computed using both the highest five years AFC and the actual number of years of accumulated creditable service. Various retirement options are available under each system which ultimately determines how a retiree’s benefits allowance will be computed. Some of these options require actuarial reductions based on the retiree’s and/or designated beneficiary’s attained age and similar actuarial factors.

A member of the Teachers’ Retirement System is generally eligible for full retirement benefits upon the earlier of attaining age 60 or accumulating 30 years of creditable service regardless of age. The annual retirement allowance equals 1/55 (1.81%) of the member’s average final compensation “AFC” multiplied by the number of years of accumulated creditable service.

A member of the Teachers’ Pension System on or before June 30, 2011 is eligible for full retirement benefits upon the earlier of attaining age 62, with specified years of eligibility service, or accumulating 30 years of eligibility service regardless of age. An individual who becomes a member of either the Teachers’ Pension System on or after July 1, 2011, is eligible for full retirement benefits if the member’s combined age and eligibility service equals at least 90 years or if the member is at least age 65 and has accrued at least 10 years of eligibility service.

For most individuals who retired from the Teachers’ Pension System on or before June 30, 2006, the annual pension allowance equals 1.2% of the members AFC, multiplied by the number of years of credible service accumulated prior to July 1, 1998, plus 1.4% of the members AFC, multiplied by the number of years of credible service accumulated subsequent to June 30, 1998. With certain exceptions, for individuals who are members of the Teachers’ Pension System on or after July 1, 2006, the annual pension allowance equals 1.2% of the member’s AFC, multiplied by the number of years of credible service accumulated prior to July 1, 1998 plus 1.8% of the members AFC, multiplied by the number of years of credible service accumulated subsequent to June 30, 1998. Beginning in July 1, 2011, any new member of the Teachers’ Pension System shall earn an annual pension allowance equal to 1.5% of the member’s AFC multiplied by the number of years of creditable service accumulated as a member of the Teachers’ Pension System.

Contributions. The College and covered members are required by State statute to contribute to the System. Members of the Teachers’ Pension System are required to contribute 7% annually. Members of the Teachers’ Retirement System are required to contribute 5-7% annually, depending on the retirement option selected. The contribution requirements of the System members, as well as the State and participating governmental employers, are established and may be amended by the Board of Trustees for the System.

Teachers’ Retirement and Pension System. The State makes a substantial portion of the College’s annual required contribution to the Teachers’ Retirement and Pension Systems on behalf of the College. The State’s contributions on behalf of the College for the years ended June 30, 2021 was \$1,048,230. The fiscal contributions made by the State on behalf of the College have been included as both revenues and expenses in the Statement of Activities.

At June 30, 2021, the College did not report a liability related to the Teachers’ Retirement and Pension Systems due to a special funding situation. The State of Maryland pays the unfunded liability for the College and the College pays the normal cost related to the College members in the Teachers’ Retirement and Pension Systems; therefore, the College is not required to record its share of the unfunded pension liability, but instead that liability is recorded by the State of Maryland.

THE COUNTY COMMISSIONERS OF CARROLL COUNTY, MARYLAND
Notes to Financial Statements
June 30, 2021

COMPONENT UNITS – CARROLL COUNTY PUBLIC LIBRARY

Plan description

The employees of the Library are covered by the Maryland State Retirement and Pension System “the System”, which is a cost sharing employer defined benefit public employee retirement system. While there are five retirement and pension systems under the System, employees of the Library are a member of either the Teachers’ Retirement and Pension Systems or the Employees’ Retirement and Pension Systems. The System was established by the State Personnel and Pensions Article of the Annotated Code of Maryland to provide retirement allowances and other benefits to State employees, teachers, police, judges, legislators, and employees of participating governmental units. The Plans are administered by the State Retirement Agency. Responsibility for the System’s administration and operation is vested in a 15-member Board of Trustees. The System issues a publically available financial report that can be obtained at <http://www.sra.state.ud.us>.

Benefits provided. The System provides retirement allowances and other benefits to State teachers and employees of participating governmental units, among others. For individuals who become members of the Teachers’ Retirement and Pension Systems and the Employees’ Retirement and Pension Systems on or before June 30, 2011, retirement/pension allowances are computed using both the highest three years Average Final Compensation (AFC) and the actual number of years of accumulated creditable service. For individuals who become members of the Teachers’ Pension System and Employees’ Pension System on or after July 1, 2011, pension allowances are computed using both the highest five years AFC and the actual number of years of accumulated creditable service. Various retirement options are available under each system which ultimately determines how a retiree’s benefits allowance will be computed. Some of these options require actuarial reductions based on the retiree’s and/or designated beneficiary’s attained age and similar actuarial factors.

A member of either the Teachers’ or Employees’ Retirement System is generally eligible for full retirement benefits upon the earlier of attaining age 60 or accumulating 30 years of creditable service regardless of age. The annual retirement allowance equals 1/55 (1.81%) of the member’s average final compensation “AFC” multiplied by the number of years of accumulated creditable service.

A member of either the Teachers’ or Employees’ Pension System on or before June 30, 2011 is eligible for full retirement benefits upon the earlier of attaining age 62, with specified years of eligibility service, or accumulating 30 years of eligibility service regardless of age. An individual who becomes a member of either the Teachers’ or Employees’ Pension System on or after July 1, 2011, is eligible for full retirement benefits if the member’s combined age and eligibility service equals at least 90 years or if the member is at least age 65 and has accrued at least 10 years of eligibility service.

For most individuals who retired from either the Teachers’ or Employees’ Pension System on or before June 30, 2006, the annual pension allowance equals 1.2% of the members AFC, multiplied by the number of years of credible service accumulated prior to July 1, 1998, plus 1.4% of the members AFC, multiplied by the number of years of credible service accumulated subsequent to June 30, 1998. With certain exceptions, for individuals who are members of the Teachers’ or Employees’ Pension System on or after July 1, 2006, the annual pension allowance equals 1.2% of the member’s AFC, multiplied by the number of years of credible service accumulated prior to July 1, 1998 plus 1.8% of the members AFC, multiplied by the number of years of credible service accumulated subsequent to June 30, 1998. Beginning in July 1, 2011, any new member of the Teachers’ or Employees’ Pension System shall earn an annual pension allowance equal to 1.5% of the member’s AFC multiplied by the number of years of creditable service accumulated as a member of the Teachers’ or Employees’ Pension System.

Contributions. The Library and covered members are required by State statute to contribute to the System. Members of the Teachers’ Pension System and Employees’ Pension System are required to contribute 7% annually. Members of the Teachers’ Retirement System and Employees’ Retirement System are required to contribute 5-7% annually, depending on the retirement option selected. The contribution requirements of the System members, as well as the State and participating governmental employers, are established and may be amended by the Board of Trustees for the System.

Teachers’ Retirement and Pension System. The State makes a substantial portion of the Library’s annual required contribution to the Teachers’ Retirement and Pension Systems on behalf of the Library. The State’s contributions on behalf of the Library for the year ended June 30, 2021 was \$888,841. The fiscal 2021 contributions made by the State on behalf of the Library have been included as both revenues and expenses in the Statement of Activities.

Employees’ Retirement and Pension Systems. The Library’s contractually required contribution rate for the Employees’ Retirement and Pension Systems for the year ended June 30, 2021 was 6.71% of annual payroll, actuarially determined as an amount that, when combined with employee contributions, is expected to finance the costs of benefits earned by employees

THE COUNTY COMMISSIONERS OF CARROLL COUNTY, MARYLAND
Notes to Financial Statements
June 30, 2021

during the year, with an additional amount to finance any unfunded accrued liability. The Library made its share of the required contributions during the year ended June 30, 2021 of \$93,177.

At June 30, 2021, the County reported deferred outflows of resources and deferred inflows of resources related to the MSRA System:

Carroll County Elected Officials	<u>Deferred Outflows of Resources</u>	<u>Deferred Inflows of Resources</u>
Changes of assumptions	\$ 18,330	\$ -
Net difference between projected and actual earnings on pension plan investments	-	11,338
Total	<u>\$ 18,330</u>	<u>\$ 11,338</u>
Soil Conservation Employees	<u>Deferred Outflows of Resources</u>	<u>Deferred Inflows of Resources</u>
Changes of assumptions	\$ 10,874	\$ -
Net difference between projected and actual earnings on pension plan investments	-	4,128
Total	<u>\$ 10,874</u>	<u>\$ 4,128</u>
Component Units - Board of Education	<u>Deferred Outflows of Resources</u>	<u>Deferred Inflows of Resources</u>
Differences between expected and actual experience	\$ -	\$ 758,204
Changes of assumptions	89,894	380,264
Change in proportions	1,900,995	1,010,264
Net difference between projected and actual earnings on pension plan investments	1,504,505	-
Difference between board contributions and proportionate share of contributions	9,365	827
Board contributions subsequent to the measurement date	2,091,881	-
Total	<u>\$ 5,596,640</u>	<u>\$ 2,149,559</u>
Component Units - Carroll County Public Library	<u>Deferred Outflows of Resources</u>	<u>Deferred Inflows of Resources</u>
Changes of assumptions	\$ 3,615	\$ 16,083
Change in proportions	139,184	9,454
Net difference between projected and actual earnings on pension plan investments	66,358	-
Net difference between actual and proportionate share of contributions	344	36
Difference between expected and actual experience	-	30,322
Library contributions subsequent to the measurement date	93,177	-
Total	<u>\$ 302,678</u>	<u>\$ 55,895</u>
Total Component Units	<u>\$ 5,899,318</u>	<u>\$ 2,205,454</u>

THE COUNTY COMMISSIONERS OF CARROLL COUNTY, MARYLAND
Notes to Financial Statements
June 30, 2021

The contributions made after the measurement date of the net pension liability but before the end of the County's and its Component units reporting period, will be recognized as a reduction of the net pension liability in the subsequent fiscal year. Other amounts reported as deferred outflows of resources and deferred inflows of resources related to pensions will be recognized in pension expense as follows:

Carroll County Elected Officials

Years Ending June 30:	Amount
2022	\$ (3,222)
2023	191
2024	3,419
2025	6,714
2026	(110)

Soil Conservation Employees

Years Ending June 30:	Amount
2022	\$ (2,411)
2023	415
2024	3,042
2025	5,795
2026	(95)

Component Units - Board of Education

Years Ending June 30:	Amount
2022	\$ (136,795)
2023	327,841
2024	693,693
2025	431,424
2026	39,037

Component Units - Carroll County Public Library

Years Ending June 30:	Amount
2022	\$ 35,526
2023	42,333
2024	46,239
2025	25,481
2026	4,027

THE COUNTY COMMISSIONERS OF CARROLL COUNTY, MARYLAND
Notes to Financial Statements
June 30, 2021

Allocated net pension liability and related information:

	State Employees' Retirement and Pension Systems				
	Carroll County Employee Elected Officials	Soil Conservation Employees	Component Units - Board of Education	Component Units - Carroll Community College	Component Units - Carroll County Public Library
Contractually required contribution	\$ 31,922	\$ 27,566	\$ 1,900,389	\$ -	\$ 93,177
State of MD total adjusted contributions	<u>\$ 2,144,063,000</u>	<u>\$ 2,144,063,000</u>	<u>\$ 2,144,063,000</u>	<u>\$ 2,144,063,000</u>	<u>\$ 2,144,063,000</u>
Proportionate share of total contributions	0.0014889%	0.0012857%	0.0886349%	0.0000000%	0.0043458%
Total net pension liability - State of MD	\$ 22,601,360,000	\$ 22,601,360,000	\$ 22,601,360,000	\$ 22,601,360,000	\$ 22,601,360,000
Proportionate share of net pension liability	\$ 336,503	\$ 290,579	\$ 20,032,714	\$ -	\$ 873,436
Total pension expense - State of MD	\$ 2,519,688,000	\$ 2,519,688,000	\$ 2,519,688,000	\$ 2,519,688,000	\$ 2,519,688,000
Pension expense	\$ 51,149	\$ 44,618	\$ 2,439,099	\$ -	\$ 150,046

	State Teachers' Retirement and Pension Systems				
	Carroll County Employee Elected Officials	Soil Conservation Employees	Component Units - Board of Education	Component Units - Carroll Community College	Component Units - Carroll County Public Library
Contractually required contribution	N/A	N/A	\$ 7,700,871	\$ -	\$ -
State's contribution on behalf of component unit	N/A	N/A	\$ 19,601,930	\$ 1,048,230	\$ 888,841
State's proportionate share of the net pension liability*	N/A	N/A	\$ 211,123,094	\$ 11,059,193	\$ 9,185,349
Component unit share pension expense	N/A	N/A	\$ 27,302,801	\$ 1,048,230	\$ 888,841

*At June 30, 2021, the component units did not report a liability related to the Teachers' Retirement and Pension Systems due to a special funding situation. The state of Maryland pays the unfunded liability for the component units; therefore, the component units are not required to record their share of the unfunded pension liability but instead, that liability is recorded by the State of Maryland.

Each actuarial valuation takes into account all prior differences between actual and assumed experience in each risk area and adjusts the contribution rates as needed. The States Consulting Actuary performed an experience study of MSRPS for the period 2010-2017 after completion of the June 30, 2017 valuations. Assumptions from the experience study including investment return, inflation, COLA increases, mortality rates, retirement rates, withdrawal rates, disability rates, and rates of salary increase were adopted by the Board for first use in the actuarial valuation as of June 30, 2020. As a result, an investment return assumption of 7.40% and an inflation assumption of 2.60% were used for the June 30, 2020 valuation.

THE COUNTY COMMISSIONERS OF CARROLL COUNTY, MARYLAND
Notes to Financial Statements
June 30, 2021

The long-term expected rate of return on pension plan investments was determined using a building-block method in which best-estimate ranges of expected future real rates of return (expected returns, net of pension plan investment expense and inflation) are developed for each major asset class. These ranges are combined to produce the long-range expected rate of return by weighing the expected future real rates by the target asset allocation percentage and by adding expected inflation. Best estimates of geometric real rates of return were adopted by the Board after considering input from the System's investment consultant(s) and actuary(s). For each major asset class that is included in the System's target asset allocation, these best estimates are summarized in the following table:

Asset Class	Maryland State Retirement and Pension System	
	Long-Term	
	Target Allocation	Expected Rate of Return
Public Equity	37%	5.20%
Credit Opportunity	9%	2.80%
Real Assets	14%	4.30%
Absolute return	8%	1.80%
Private Equity	13%	6.50%
Rate Sensitive	19%	-0.30%
Total	100%	

Investments

The above was the System's Board of Trustees adopted asset allocation policy and best estimate of geometric real rates for each major asset class as of June 30, 2020.

For the year ended June 30, 2020, the annual money-weighted rate of return on pension plan investments, net of the pension plan expense, was 6.44%. The money-weighted rate of return expresses investment performance, net of investment expense, adjusted for the changing amounts actually invested.

Discount rate. The single discount rate used to measure the total pension liability was 7.40%. This single discount rate was based on the expected rate of return on pension plan investments of 7.40%. The projection of cash flows used to determine this single discount rate assumed that plan member contributions will be made at the current contribution rate and that employer contributions will be made at rates equal to the difference between actuarially determined contribution rates and the member rate. Based on these assumptions, the pension plans fiduciary net position was projected to be available to make all projected future benefit payments of current plan members. Therefore, the long-term expected rate of return on pension plan investments was applied to all periods of projected benefit payments to determine the total pension liability.

Sensitivity of the net pension liability to changes in the discount rate. The net pension liability sensitivity to changes in the single discount rate is as follows:

	1% Decrease (6.40%)	Current Discount Rate (7.40%)	1% Increase (8.40%)
State of MD CC Elected/Appointed Officials	\$ 479,066	\$ 336,503	\$ 217,761
State of MD Soil Conservation District	\$ 365,579	\$ 290,579	\$ 188,042
Component Units - Board of Education	\$ 28,519,814	\$ 20,032,714	\$ 12,963,760
Component Units - Carroll County Public Library	\$ 1,243,468	\$ 873,436	\$ 565,222

Pension plan fiduciary net position. Detailed information about the pension plan's fiduciary net position is available in the separately issued System's financial report.

THE COUNTY COMMISSIONERS OF CARROLL COUNTY, MARYLAND
Notes to Financial Statements
June 30, 2021

For purposes of measuring the net pension liability, deferred outflows of resources and deferred inflows of resources related to pensions, and pension expense, information about fiduciary net position of the Maryland State Retirement Pension System “the System” pension plans and additions to/deductions from the plans have been determined on the same basis they are reported by the System. Benefit payments are recognized when due and payable in accordance with the benefit terms. Investments are reported at fair value.

Assumptions	Maryland State Retirement and Pension System
Valuation Date	June 30, 2020
Inflation	2.60% general, 3.10% wage
Salary increases	3.10% to 11.60%, including inflation
Investment rate of return	7.40%
Mortality	Pub-2010 Mortality Tables with projected generational mortality improvements based on the MP-2018 fully generational mortality improvement scale

401(k) RETIREMENT PLAN – County

The County offers a defined contribution 401(k) retirement plan to all its eligible employees. In a defined contribution plan, benefits depend on amounts contributed to the plan plus investment earnings/losses. This plan is self-administered, with record keeping provided through the Lincoln Financial Group. This plan is governed by regulations and statutes promulgated by the Internal Revenue Service. The authorization for this plan was made by the County Commissioners effective July 1, 1985. The plan was most recently amended and restated effective October 1, 2009.

Employees are eligible to participate upon hire if employment is at least at the half-time level. Employees hired prior to January 1, 1980 who participate in the “Maryland State Employees’ Retirement System” are not eligible to participate in the 401(k) Plan.

Eligible employees can contribute up to an amount allowed by applicable federal law, and not in excess of a member’s annual compensation. The plan is contributory on a voluntary basis with all contributions being paid to the trustee. Prior to October 1, 2009, the County made quarterly contributions to the accounts of each participant. Starting October 1, 2009, the County stopped contributing to the 401(k) Plan accounts of employees enrolled in either of the County’s pension plans. Eligible employees hired prior to July 1, 1985 who are not enrolled in either of the County’s pension plans remain eligible for County contributions to their 401(k) Plan accounts. These contributions range from 2% to 8% of base salary, depending upon the amount contributed by the employee.

The County’s and the employees’ contributions for the year ended June 30, 2021 were \$76,108 and \$2,438,108 respectively.

The Plan also offers a “Roth” option which allows employees to make after-tax contributions. Approximately 21.7% of employee contributions to the plan are being made as “Roth” contributions as of June 30, 2021.

403(b) RETIREMENT PLAN – Carroll County Public Library

Effective December 1, 1995, the Library began offering a defined contribution 403(b) retirement plan to all of its eligible employees. Employees contribute on a voluntary basis with all contributions being paid to the custodian. The Library makes no basic or matching contributions on behalf of its employees. Because the Library derives its authority, its operating structure, and its funds from the State and county government, it is a governmental entity, and the 403(b) plan is a governmental plan exempt from ERISA. However, changes in the tax law require the Library to adopt a written plan document and file the plan with the Internal Revenue Service. In December 2009 the Library Board of Trustees approved the plan so that the Library remains compliant with the law. Regulations require the Library to monitor the investment choices that are available in the plan on an annual basis to confirm that the investment choices are prudent and that associated expenses are reasonable.

THE COUNTY COMMISSIONERS OF CARROLL COUNTY, MARYLAND
Notes to Financial Statements
June 30, 2021

DEFERRED COMPENSATION PLAN – Carroll Community College

The College offers a defined contribution 403(b) retirement plan to all of its eligible employees. The Plan is contributory on a voluntary basis with all contributions being paid to the trustee. The College makes no basic or matching contributions on behalf of its employees.

Note 12 – Post Employment Benefits Other Than Pension Benefits

RETIREE BENEFIT TRUST, BOARD OF COUNTY COMMISSIONER OF CARROLL COUNTY, MARYLAND

Plan Description

Plan administration: The Retiree Benefit Trust, Board of County Commissioner of Carroll County, Maryland “RBTCCCC” is a single-employer defined benefit plan that provides access to medical insurance benefits to eligible retirees who retire from County service in accordance with County policy. The Carroll County Government does not issue a separate audited financial statement for RBTCCCC.

Management of the RBTCCCC is vested in the appointed Board of Trustees to serve at the pleasure of the County Commissioners, which consists of the Comptroller of Carroll County Government and the Bureau Chief of Benefits of Carroll County Government.

Plan membership. The most recent actuarial valuation was completed as of July 1, 2020. The membership data related to the plan was as follows:

Number of Participants	
Active Employees	946
Deferred vested terminations	-
Retirees in pay status (pre Medicare)	112
Retirees in pay status (Medicare age)	379
Total	<u>1,437</u>

Benefits provided: To be eligible for benefits under this plan, employees, former employees, or beneficiaries of Carroll County Government and Carroll County Library must meet the following eligibility requirements:

- Age plus service equals at least 75,
- Has at least 10 years of total County service (15 years if hired after May 1, 2005 or later),
- Has at least 5 years of continuous County service through the date of retirement, and
- Was eligible for County provided health care coverage as a regular employee for at least 5 years immediately preceding the date of retirement.

An employee who leaves at age 55 with at least 10 years of County Service (15 years if hired after May 1, 2005) but does not meet the other requirements summarized above is allowed to purchase retiree health coverage. Such participants must pay the full premium (there is no explicit subsidy).

Military service will count towards the age plus service requirement above, but only after the employee has completed at least 10 years of County service.

Full-time employees who retire can also insure their spouses. Retirees who are eligible for County contributions toward the cost of their medical plan may elect to discontinue coverage and re-enroll at future “open enrollment” periods. This plan has a tax-exempt status.

There are special provisions for certain groups.

- *Certified law officers retiring after October 1, 2009:* Employees who upon leaving employment, qualify for and receive an immediate pension under the Certified Law Officers Pension Plan, but who do not otherwise qualify for post-employment health care benefits under the guidelines for general employees, may still receive OPEB benefits. However, there will be a surcharge of 4% for each year that the participant’s age plus year of service at time of

THE COUNTY COMMISSIONERS OF CARROLL COUNTY, MARYLAND
Notes to Financial Statements
June 30, 2021

retirement falls short of 75, to a maximum surcharge of 32%. The surcharge is added to the base premium payment that the officer would normally have paid, based on years of service, had the officer's age plus years of service equaled or exceeded 75. The premium charged to an officer qualifying for an immediate pension due to disability will be no more than two times the active employee rate (or 50% of the total premium cost if hired May 1, 2005 or later).

<u>Age plus years of service</u>	<u>Surcharge</u>
Less than 68	32%
At least 68 but less than 69	28%
At least 69 but less than 70	24%
At least 70 but less than 71	20%
At least 71 but less than 72	16%
At least 72 but less than 73	12%
At least 73 but less than 74	8%
At least 74 but less than 75	4%

- *Appointed officials retiring after October 1, 2005:* An appointed official with a minimum of 4 years of total service, but who does not otherwise qualify for post-employment health care benefits under the guidelines for general employees, may receive OPEB benefits. However, the official must not have the option to enroll in a subsequent employer's plan as an employee or retiree of that employer. The official will be charged a percent of the total premium. The percent will vary according to years of service as follows:

<u>Years of service</u>	<u>Percent of total premium</u>
24 or more	25%
At least 20 but less than 24	30%
At least 16 but less than 20	45%
At least 12 but less than 16	50%
At least 4 but less than 12	55%

- *Elected officials retiring after October 1, 2005:* An elected official who is elected to, and served in, two or more terms of office, but who do not otherwise qualify for post-employment health care benefits under the guidelines for general employees, may receive OPEB benefits. However, an eligible elected official who leaves County employment prior to attaining age 50 loses eligibility for such coverage once he/she becomes eligible to obtain insurance through subsequent employment and/or Medicare. The rates charged to elected officials who qualify under this policy will be the same rates provided to general employees who retire prior to January 1, 2006.

Contributions: Retirees contribute a portion of their health care cost which is based on their age and years of service with the County. In fiscal year 2021, the County contributed \$12,461,510 towards the actuarially determined contribution for the Other Post Employment Benefit fund. Of the \$12,461,510 contribution, \$1,810,919 was payment on behalf of the Library. Administrative costs of the RBTCCCC are financed through investment earnings.

Investment Policy: Fiduciary funds for Carroll County are the CCEPP, CCCLOPP, LOSAP, & OPEB "the Trust Funds". The Trust Funds operate under one investment policy that is designed to provide benefits as anticipated through a carefully planned and executed investment program that achieves a reasonable long-term total return consistent with the level of risk assumed. Investments for the Trust Funds are reported at fair value, as described in Note 1. The retirement plan committee has the authority to establish or amend investment policy decisions.

The Trust Funds invest in various investment securities. Investment securities are exposed to various risks such as interest rate, market, and credit risks. Due to the level of risk associated with certain investment securities, it is at least reasonably possible that changes in the values of investment securities will occur in the near term and that such a change could materially affect the amounts reported in the statement of fiduciary net position available for benefits.

Interest rate risk: The Trust Funds do not have a formal investment policy that limits investment maturities as a means of managing its exposure to fair value losses arising from increasing interest rates. Fluctuating rates of return are characteristic of the securities markets; the Trust Funds greatest concern is long-term appreciation of assets and consistency of portfolio

THE COUNTY COMMISSIONERS OF CARROLL COUNTY, MARYLAND
Notes to Financial Statements
June 30, 2021

returns. However, cash and cash equivalent investments are limited to maturities of one year or less.

Foreign currency risk: The Retiree Benefit Trust, Board of County Commissioner of Carroll County had the following unrated mutual fund investments with exposure to foreign currency risk from various international currency denominations including European Countries:

	Fair Value in U.S. Dollars
Vanguard Total International Stock Index Fund	\$ 24,613,431
Harding Loevner International Equity Fund	9,843,477

Credit risk: The investment manager is allowed substantial discretion within a broad framework of approved investment choices. Equity holdings may be selected from those listed on the major securities markets. The manager may purchase any cash instruments having a quality rating of A-2, P-2 or higher by either Moody's or Standard and Poor's. Time deposits and repurchase agreements are also acceptable investment vehicles. Any idle cash not invested by the investment managers shall be invested daily through an automatic interest-bearing sweep vehicle.

Ratings	Maximum	Allocation at June 30, 2021
AAA/Aaa	100%	100%
AA/Aa	100%	0%
A/A	100%	0%
BAA/Baa	20%	0%
BBB	20%	0%

Concentration of credit risk: As a means of minimizing risk and providing a consistent return, the investment policies require diversification. U.S. corporate bonds shall be diversified by issuer type with no more than 10% of the portfolio invested in obligations of any one issuer. International bonds shall not exceed more than 5% of the International Equity portfolio. Investments by security type for all of the County Trust Funds are to be diversified as follows:

Retiree Benefit Trust, Board of County Commissioners of Carroll County

	Minimum	Maximum
Domestic Large Cap Equities	35.0%	55.0%
Domestic Mid Cap Equities	0.0%	10.0%
Domestic Small Cap Equities	4.5%	10.0%
Real Estate Equities	5.0%	15.0%
International Equities	5.0%	15.0%
Domestic Fixed Income	20.0%	30.0%
Cash Equivalents	0.0%	15.0%

Rate of return: For the year ended June 30, 2021, the annual money-weighted rate of return on the Retiree Benefit Trust, Board of County Commissioner of Carroll County, Maryland "RBTC" investments, net of pension plan investment expense, was 26.53%. The money-weighted rate of return expresses investment performance, net of investment expense, adjusted for the changing amounts actually invested.

THE COUNTY COMMISSIONERS OF CARROLL COUNTY, MARYLAND
Notes to Financial Statements
June 30, 2021

Net OPEB Liability of the County: The components of the net OPEB liability of Carroll County at June 30, 2021, were as follows:

Total OPEB liability	\$ 172,868,835
RBTCCCC fiduciary net position	<u>(156,334,009)</u>
RBTCCCC's net OPEB liability	<u>\$ 16,534,826</u>
RBTCCCC fiduciary net position as a percentage of the total OPEB liability	90.44%

Actuarial assumptions: The total OPEB liability was determined by an actuarial valuation as of July 1, 2020, using the following actuarial assumptions, applied to all periods included in the measurement, unless otherwise specified:

Inflation	2.20 percent
Salary increases	3.0 percent, average, including inflation
Investment rate of return	7.0 percent, net of OPEB plan investment expense, including inflation
Healthcare cost trend rates	The trend for 2021 is 4.9%. The ultimate trend is 4.0%

The actuarial assumptions used are based on July 1, 2020 valuation data rolled forward to June 30, 2021.

The long-term expected rate of return on OPEB plan investments was determined using a building-block method in which best-estimate ranges of expected future real rates of return (expected returns, net of investment expense and inflation) are developed for each major asset class. These ranges are combined to produce the long-term expected rate of return by weighting the expected future real rates of return by the target asset allocation percentage and by allocation and best estimates of arithmetic real rates of return for each major asset class are summarized in the following table:

Asset Class	Target Allocation	Long-Term Expected Rate of Return
U.S. Large Cap Equities	43%	6.80%
U.S. Small/Mid Cap Equities	0%	0.00%
Foreign Equities	22%	8.00%
Real Estate (REITs)	9%	5.70%
Core Fixed Income	24%	1.60%
Cash	2%	0.00%
Inflation	-	3.00%
Total	<u>100%</u>	

Discount Rate: The discount rate used to measure the total OPEB liability was 7.0%. The projection of cash flows used to determine the discount rate assumed that County contributions will be made at rates equal to the actuarially determined contribution rates. Based on those assumptions, the OPEB plan's fiduciary net position was projected to be available to make all projected future benefit payments of current plan members. Therefore, the long-term expected rate of return on OPEB plan investments was applied to all periods of projected benefit payments to determine the total OPEB liability.

THE COUNTY COMMISSIONERS OF CARROLL COUNTY, MARYLAND
Notes to Financial Statements
June 30, 2021

Changes in Net OPEB Liability:

	Total OPEB Liability (a)	Plan Fiduciary Net Position (b)	Net OPEB Liability (a) - (b)
Balances as of 6/30/20	\$ 234,554,257	\$ 117,460,283	\$ 117,093,974
Changes for the year:			
Service cost	4,517,387	-	4,517,387
Interest	16,212,695	-	16,212,695
Differences between expected and actual experiences	(62,949,455)	-	(62,949,455)
Changes in Assumptions	(13,577,389)	-	(13,577,389)
Contributions-employer	-	12,461,510	(12,461,510)
Contributions-member	-	775,558	(775,558)
Net investment income	-	32,303,466	(32,303,466)
Benefit payments, including refunds of member contributions	(5,888,660)	(6,664,218)	775,558
Administrative expense	-	(2,590)	2,590
Net Changes	<u>\$ (61,685,422)</u>	<u>\$ 38,873,726</u>	<u>\$ (100,559,148)</u>
Balances at 6/30/21	<u>\$ 172,868,835</u>	<u>\$ 156,334,009</u>	<u>\$ 16,534,826</u>

Sensitivity of the net OPEB liability to changes in the discount rate: The following presents the County total and net OPEB liability. We also present the Total and Net OPEB liability if it is calculated using a discount rate that is one percentage point lower (6.0%) or one percentage point higher (8.0%) than the current rate:

	1% Decrease (6.0%)	Current Discount Rate (7.0%)	1% Increase (8.0%)
County's total OPEB liability	\$ 197,685,879	\$ 172,868,835	\$ 152,713,856
County's net OPEB liability	41,351,870	16,534,826	(3,620,153)

Sensitivity of the net OPEB liability to changes in the healthcare cost trend rates: The following presents the County's total and net OPEB liability. We also present the total and net OPEB liability if it is calculated using a trend rate that is one percentage point lower (3.00%) or one percentage point higher (5.00%) than the current rate:

	1% Decrease (3.00%)	Current Discount Rate (4.00%)	1% Increase (5.00%)
County's total OPEB liability	\$ 150,290,254	\$ 172,868,835	\$ 200,912,523
County's net OPEB liability	(6,043,755)	16,534,826	44,578,514

THE COUNTY COMMISSIONERS OF CARROLL COUNTY, MARYLAND
Notes to Financial Statements
June 30, 2021

At June 30, 2021, the County reported deferred outflows of resources and deferred inflows of resources related to the OPEB from the following sources:

	Deferred Outflows of Resources	Deferred Inflows of Resources
Differences between expected and actual experience	\$ -	\$ 53,859,833
Changes of assumptions	3,960,231	16,944,514
Net difference between projected and actual earnings on OPEB plan investments	-	16,695,751
Total	\$ 3,960,231	\$ 87,500,098

For the year ended June 30, 2021, the County recognized OPEB expenses of \$(8,430,761).

Amounts reported as deferred outflows of resources and deferred inflows of resource related to OPEB will be recognized in OPEB expense as follows:

Years Ending June 30:	
2022	\$ (20,711,252)
2023	(20,455,063)
2024	(20,240,800)
2025	(22,132,752)

Basis of Accounting: RBTCCCC financial statements are prepared using the accrual basis of accounting. Plan member contributions are recognized in the period in which the contributions are due. Employer contributions to the plan are recognized when due and the employer has made a formal commitment to provide the contributions. Benefits and refunds are recognized when due and payable in accordance with the term of the plan. Investments are made on a long-term basis investing in various securities which are exposed to various risks such as interest rate, market, and credit risks.

The actuarially determined contribution was determined as part of the July 1, 2020 actuarial valuation using the projected unit credit actuarial cost method. The actuarial assumptions included (a) 7.0% investment rate of return compounded annually, (b) projected turnover rates are as follows:

General Government:

Age	Rate
25	11.14%
35	6.21%
45	3.06%

Law Officers:

Age	Years of Service		
	10	15	20
25	6.55%	3.28%	0.50%
35	3.65%	1.83%	0.50%
45	1.80%	0.90%	0.50%
55	0.50%	0.00%	0.00%

THE COUNTY COMMISSIONERS OF CARROLL COUNTY, MARYLAND
Notes to Financial Statements
June 30, 2021

The actuarial value of assets was determined using the fair value as of June 30, 2021.

Statement of Fiduciary Net Position
Carroll County Postemployment Benefits
Other than Pension Benefits (OPEB)

Assets:	
Equity in pooled cash and investments	\$ 27,396
Investments at fair value:	
Bond funds	1,914,357
Marketable securities	140,862,227
Real estate funds	13,567,904
Total assets	<u>156,371,884</u>
Liabilities:	
Accounts payable	<u>37,875</u>
Total liabilities	<u>37,875</u>
Fiduciary net position:	
Fiduciary net position held in trust for postemployment benefits other than pensions	<u><u>\$ 156,334,009</u></u>

Statement of Changes in Fiduciary Net Position
Carroll County Postemployment Benefits
Other than Pension Benefits (OPEB)

ADDITIONS	
Contributions:	
Employer	\$ 12,461,510
Plan members	775,558
Total contributions	<u>13,237,068</u>
Investment earnings:	
Interest and dividends	2,577
Net increase or decrease in the fair value of investments	32,321,123
Total investment earnings	<u>32,323,700</u>
Less investment expense	<u>(20,234)</u>
Net investment earnings	<u>32,303,466</u>
Total additions	45,540,534
DEDUCTIONS	
Benefits and refunds paid to	
plan members and beneficiaries	6,664,218
Administrative expenses	2,590
Total deductions	<u>6,666,808</u>
Change in fiduciary net position	38,873,726
Fiduciary net position - beginning of year	<u>117,460,283</u>
Fiduciary net position - end of year	<u><u>\$ 156,334,009</u></u>

THE COUNTY COMMISSIONERS OF CARROLL COUNTY, MARYLAND
Notes to Financial Statements
June 30, 2021

Component Units

Carroll County Public Library

Plan Description

Plan administration: RBTCCCC is a single multiple-employer defined benefit OPEB plan administered by the County that provides medical insurance benefits to eligible employees who retire from employment with the Library in accordance with a contractual agreement with the County. The County does not issue a separate audited financial statement for RBTCCCC.

Benefits provided: To be eligible for benefits under this plan, employees, former employees, or beneficiaries of the Library must meet the following eligibility requirements:

- Age plus service equals at least 75,
- Has at least 10 years of total service (15 years if hired after May 1, 2005 or later),
- Has at least 5 years of continuous service through the date of retirement, and
- Was eligible for provided health care coverage as a regular employee for at least 5 years immediately preceding the date of retirement.

Full-time employees who retire can also insure their spouses. Retirees who are eligible for employer contributions toward the cost of their medical plan may elect to discontinue coverage and re-enroll at future “open enrollment” periods.

Contributions: Retirees contribute a portion of their health care cost which is based on their age and years of service with the Library. The County’s contributions on behalf of the Library for the year ended June 30, 2021, was \$1,810,919. The fiscal 2021 contributions made by the County on behalf of the Library have been included as both revenues and expenses in the Statement of Activities.

OPEB Liabilities, OPEB Expense, and Deferred Outflows of Resources and Deferred Inflows of Resources Related to OPEB

At June 30, 2021, the Library did not report a liability related to the RBTCCCC due to a special funding situation. The County pays the unfunded liability for the Library; therefore, the Library is not required to record its share of the net OPEB liability but instead, that liability is recorded by the County. The amount recognized by the Library as its proportionate share of the net OPEB liability, the related County support, and the total portion of the net OPEB liability that was associated with the Library were as follows:

County's Proportionate Share of the Net OPEB Liability	\$	1,322,786
Library's Proportionate Share of the Net OPEB Liability		-
Total		\$ 1,322,786

The net OPEB liability was measured as of June 30, 2021, and the total OPEB liability used to calculate the net OPEB liability was determined by an actuarial valuation as of July 1, 2020.

For the year ended June 30, 2021, the Library recognized OPEB expense of \$1,810,919 and revenue of \$1,810,919 for support provided by the County. Due to the special funding situation noted above related to the RBTCCCC, the Library did not report deferred outflows of resources and deferred inflows of resources related to the RBTCCCC.

THE COUNTY COMMISSIONERS OF CARROLL COUNTY, MARYLAND
Notes to Financial Statements
June 30, 2021

Actuarial assumptions: The total OPEB liability in the July 1, 2020 actuarial valuation was determined using the following actuarial assumptions, applied to all periods included in the measurement, unless otherwise specified:

Inflation	2.5 percent
Salary increases	3.0 percent, average, including inflation
Investment rate of return	7.0 percent, net of OPEB plan investment expense, including inflation
Healthcare cost trend rates	Based on Society of Actuaries Long-Term Medical Trend Model, the 2020 rate 4.7% decreasing gradually. The ultimate rate is 4.0% and is attained in 2075.

The actuarial assumptions used are based on July 1, 2020 valuation data rolled forward to June 30, 2021.

The long-term expected rate of return on OPEB plan investments was determined using a building block method in which best estimate ranges of expected future real rates of return (expected returns, net of OPEB plan investment expense and inflation) are developed for each major asset class. These ranges are combined to produce the long-term expected rate of return by weighting the expected future real rates of return by the target asset allocation percentage and by allocation and best estimates of arithmetic real rates of return for each major asset class are summarized in the following table:

<u>Asset Class</u>	<u>Target Allocation</u>	<u>Long-Term Expected Rate of Return</u>
U.S. Equities	43%	6.80%
Foreign Equities	22%	8.00%
Real Estate (REITs)	9%	5.70%
Core Fixed Income	24%	1.60%
Cash	2%	0.00%
Inflation	0%	3.00%
Total	<u>100%</u>	

Discount Rate: The discount rate used to measure the total OPEB liability was 7.0%. The projection of cash flows used to determine the discount rate assumed that the County contributions will be made at rates equal to the actuarially determined contribution rates. Based on those assumptions, the OPEB plan’s fiduciary net position was projected to be available to make all projected future benefit payments of current plan members. Therefore, the long-term expected rate of return on OPEB plan investments was applied to all periods of projected benefit payments to determine the total OPEB liability.

Board of Education of Carroll County

Plan Description

Plan administration: The Board administers the Carroll County Public Schools Retiree Health Plan (“the Plan”), a single employer defined benefit plan that is used to provide postemployment benefits other than pensions (“OPEB”) to eligible employees who retire from employment with the Carroll County Public School System.

Management of the Plan is vested in the Board of Education of Carroll County.

Benefits provided: The Board provides medical and prescription drug benefits to retirees pursuant to two medical plans for retired employees based on negotiated agreements with various bargaining groups. Benefits are provided by a third-party insurer.

Contributions: For retirees over the age of 65 who retired prior to September 1, 1988, the percentage of the stipend paid by the Board was dependent upon the retiree’s years of service and ranges from 10% to 100%. For retirees who retired after September 1, 1988, the percentage of the stipend paid by the Board is dependent upon the retiree’s years of service and ranges from 0% to 100%. These percentages are applied to stipends established annually by the Board for individual, husband/wife, parent/child, and family coverages. Only Carroll County Board of Education years of service are considered. Additional employer contributions to the Plan may be budgeted if funding is available. The Board does not have an actuarially determined contribution, or a statutory or contractual required contribution to the Plan.

THE COUNTY COMMISSIONERS OF CARROLL COUNTY, MARYLAND
Notes to Financial Statements
June 30, 2021

GASB Statement No. 74, Financial Reporting for Post Employment Benefit Plans Other Than Pension Plans

Plan membership. At June 30, 2021, plan membership consisted of the following:

Inactive plan members or beneficiaries currently receiving benefit payments	1,453
Inactive plan members entitled to, but not yet receiving benefit payments	-
Active plan members	<u>3,101</u>
Total	<u><u>4,554</u></u>

Investments

Investment policy.

The following was the Board's adopted asset allocation policy as of June 30, 2021:

<u>Asset Class</u>	<u>Target Allocation</u>
U.S. Equities	43%
Foreign Equities	22%
Real Estate (REITs)	9%
Core Fixed Income	24%
Cash	<u>2%</u>
Total	<u><u>100%</u></u>

Rate of return. For the year ended June 30, 2021, the annual money-weighted rate of return on investments, net of investment expense, was 24.03%. The money-weighted rate of return expresses investment performance, net of investment expense, adjusted for the changing amounts actually invested.

Net OPEB Liability of the Board

The components of the net OPEB liability of the Board at June 30, 2021 were as follows:

Total OPEB liability	\$ 659,510,000
Plan fiduciary net position	<u>34,523,000</u>
Board's net OPEB liability	<u><u>\$ 624,987,000</u></u>
Plan fiduciary net position as a percentage of the total OPEB liability	5.23%

Actuarial assumptions. The total OPEB liability was determined by an actuarial valuation as of June 30, 2021 using the following actuarial assumptions, applied to all periods included in the measurement, unless otherwise specified:

Inflation	2.50%
Salary increases	3.00%
Investment rate of return	7.00%
Healthcare Cost Trend Rates:	4.90% Initial / 4.00% Ultimate
Mortality	Pub T.H-2010 Mortality Table (teachers, headcount-weighted), Fully Generational, projected using Scale MP-2020 and base year 2010

The actuarial assumptions used to measure the total OPEB liability in the June 30, 2021 valuation, was based on the results of an actuarial experience study for the period 2010-2014 after completion of the June 30, 2014 valuations.

The long term expected rate of return on OPEB plan investments was determined using a building-block method in which best-estimate ranges of expected future real rates of return (expected returns, net investment expense and inflation) are developed for each major asset class. These ranges are combined to produce the long-term expected rate of return by weighting the expected future real rates of return by the target asset allocation percentage and by adding expected inflation.

THE COUNTY COMMISSIONERS OF CARROLL COUNTY, MARYLAND
Notes to Financial Statements
June 30, 2021

Best estimates of arithmetic real rates of return for each major class included in the target asset allocation as of June 30, 2021 are summarized in the following table:

Asset Class	Long-Term Expected Rate of Return
U.S. Equities	6.80%
Foreign Equities	8.00%
Real Estate (REITs)	5.70%
Core Fixed Income	1.60%
Cash	0.00%
Inflation	3.00%

Discount rate. The discount rate used to measure the total OPEB liability was 1.99%. The benefit payment stream for the Plan is discounted based on an index rate for 20-year tax exempt general obligation municipal bonds with an average rating of AA/Aa or higher for years when the projected benefit payouts are expected to be unfunded and 7.00% for years when the projected benefit payouts are expected to be funded. The actuarial valuation used a combined investment rate of return and the bond rate to come to a single equivalent rate.

Sensitivity of the net OPEB liability to changes in the discount rate. The following presents the net OPEB liability of the Board, as well as what the Board's net OPEB liability would be if it were calculated using a discount rate that is one percentage point lower (0.99%) or one percentage point higher (2.99%) than the current discount rate:

	1% Decrease (0.99%)	Current Discount Rate (1.99%)	1% Increase (2.99%)
Net OPEB Liability	\$ 770,713,000	\$ 624,987,000	\$ 511,370,000

Sensitivity of the net OPEB liability to changes in the healthcare cost trend rates. The following presents the net OPEB liability of the Board, as well as what the Board's net OPEB liability would be if it were calculated using healthcare cost trend rates that are one percentage point lower or one percentage point higher than the current healthcare cost trend rates:

	1% Decrease	Trend Rate	1% Increase
Net OPEB Liability	\$ 490,829,000	\$ 624,987,000	\$ 807,863,000

GASB Statement No. 75, Accounting and Financial Reporting for Post Employment Benefit Plans Other Than Pension Plans

The Board's net OPEB liability was measured as of June 30, 2020, and the total OPEB liability used to calculate the net OPEB liability was determined by an actuarial valuation as of that date.

THE COUNTY COMMISSIONERS OF CARROLL COUNTY, MARYLAND
Notes to Financial Statements
June 30, 2021

Changes in Net OPEB Liability:

	Total OPEB Liability (a)	Plan Fiduciary Net Position (b)	Net OPEB Liability (a) - (b)
Balances as of 6/30/20	\$ 484,963,000	\$ 25,788,000	\$ 459,175,000
Changes for the year:			
Service cost	21,813,000	-	21,813,000
Interest	15,678,000	-	15,678,000
Differences between expected and actual experience	(2,111,000)	-	(2,111,000)
Contributions - employer	-	6,378,000	(6,378,000)
Net investment income	-	601,000	(601,000)
Change in Assumptions	78,053,000	-	78,053,000
Benefit payments	(5,978,000)	(5,978,000)	-
Administrative expense	-	-	-
Net Changes	<u>\$ 107,455,000</u>	<u>\$ 1,001,000</u>	<u>\$ 106,454,000</u>
Balances at 6/30/21	<u>\$ 592,418,000</u>	<u>\$ 26,789,000</u>	<u>\$ 565,629,000</u>

Sensitivity of the net OPEB liability to changes in the discount rate: The following presents the net OPEB liability of the Board, as well as what the Board's net OPEB liability would be if it were calculated using a discount rate that is one percentage point lower (1.52%) or one percentage point higher (3.52%) than the current discount rate:

	1% Decrease (1.52%)	Current Discount Rate (2.52%)	1% Increase (3.52%)
Net OPEB Liability	\$ 699,885,000	\$ 565,629,000	\$ 461,676,000

Sensitivity of the net OPEB liability to changes in the healthcare cost trend rates: The following presents the net OPEB liability of the Board, as well as what the Board's net OPEB liability would be if it were calculated using health care cost trend rates that are one percentage point lower (4.00%) or one percentage point higher (6.00%) than the current health care cost trend rates:

	1% Decrease 4.00%	Healthcare Cost Trend Rates 5.00%	1% Increase 6.00%
Net OPEB Liability	\$ 440,910,000	\$ 565,629,000	\$ 736,976,000

THE COUNTY COMMISSIONERS OF CARROLL COUNTY, MARYLAND
Notes to Financial Statements
June 30, 2021

OPEB Expense and Deferred Outflows of Resources and Deferred Inflows of Resources Related to OPEB

For the year ended June 30, 2021, the Board recognized OPEB expense of \$55,248,976. At June 30, 2021, the Board reported deferred outflows of resources and deferred inflows of resources related to OPEB from the following sources:

	Deferred Outflows of Resources	Deferred Inflows of Resources
Differences between projected and actual experience	\$ 8,070,000	\$ 1,876,000
Change in Assumptions	137,976,000	-
Net difference between projected and actual earnings on OPEB plan investments	975,000	387,000
Employer Contributions Subsequent to the Measurement Date	6,866,378	-
Total	\$ 153,887,378	\$ 2,263,000

Employer contributions made subsequent to the measurement date will be recognized as a reduction of the net OPEB liability in the fiscal year ended June 30, 2022. Other amounts reported as deferred outflows of resources and deferred inflows of resources related to OPEB will be recognized in OPEB expense as follows:

<u>Years Ending June 30:</u>	
2022	\$ 19,577,000
2023	19,694,000
2024	19,751,000
2025	19,803,000
2026	19,559,000
Thereafter	46,374,000

Carroll Community College

Plan Description

Plan administration: Carroll Community College administers a single employer defined benefit health care plan. The College allows employees who retire with at least 10 years of continuous service to continue participation in some benefit program. To be eligible for post-retirement benefits, an employee must collect a retirement benefit from his/her retirement system immediately following separation. Retirees who collect a benefit from the ORP must meet the age and service requirements for early or normal retirement as defined in the Maryland State Teachers' Pension/Retirement System.

Benefits provided:

Medical Insurance – Retired employees and their spouses under age 65 may continue to be covered by medical insurance offered to current employees at regular group rates. Interested retirees and/or their spouses age 65 or over must convert to coverage under a College contract which supplements Medicare.

The College continues contributions toward the premiums for medical insurance for such employees with at least 10 years of service. Contributions by the College are made as follows:

10 to 14 years of service	35%
15 to 19 years of service	55%
20 to 24 years of service	70%
25 or more years of service	80%

Employees with less than 10 years of service may continue coverage at the full cost of the specified plan.

Life Insurance – All employees who are participants in the Group Life Insurance Plan at retirement are eligible for continued life insurance coverage. The College currently pays one-half of premium costs.

THE COUNTY COMMISSIONERS OF CARROLL COUNTY, MARYLAND
Notes to Financial Statements
June 30, 2021

Vision and Dental Insurance – Retirees and their spouses may also continue coverage under the College’s policies after retirement but must pay 100% of the premium. This arrangement may continue for the spouse following a retiree’s death, provided the spouse was covered at the time of death.

Employees covered by benefit terms

Plan membership. At June 30, the following employees were covered by the benefit terms:

	2021
Inactive plan members or beneficiaries currently receiving benefit payments	217
Inactive plan members entitled to, but not yet receiving benefit payments	-
Active plan members	62
Total	279

Contributions

Funding Policy. The contribution requirements of plan members and the college are established and may be amended by the Carroll Community College Board of Trustees. The College’s contribution is based on a pay-as-you-go basis. In June of 2017, the College entered into the Carroll County Master Retiree Trust, which is overseen by the County Government. For fiscal year 2021, the College contributed \$402,626 to the Plan, for annual premiums. The College is not required to advance fund the costs of benefits that will become due and payable in the future. However, the College contributed \$200,000 above the annual premium to the trust during the fiscal year ended June 30, 2021 to advance fund future costs. As of June 30, 2021, the College has contributed a total of \$2,200,000 to the Carroll County Benefit Trust.

Net OPEB Liability (under GASB 75)

The College’s net OPEB liability was measured as of June 30, 2020 and the total OPEB liability used to calculate the net OPEB liability was determined by an actuarial valuation as of July 1, 2019.

Actuarial assumptions. The total OPEB liability in the June 30, 2020 actuarial valuation was determined using the following actuarial assumptions, applied to all periods included in the measurement, unless otherwise specified:

Inflation	2.50%	
Salary increases	5.70% by year 10	
Investment rate of return	0.9%, net of OPEB plan investment expense, including inflation	
Healthcare Cost Trend Rates:		
Pre-Medicare	4.70% in 2020 with an ultimate rate of 4.00% in 2075	
Post-Medicare	4.70% in 2020 with an ultimate rate of 4.00% in 2075	
Mortality	PUB-2010 Generational Mortality Table with Scale MP-2018 utilizing "teachers" and "general" classifications per participant based on employment category.	

The actuarial assumptions used in the July 1, 2019 valuation were based on the results of an actuarial experience study for the period July 1, 2016 – September 1, 2018.

THE COUNTY COMMISSIONERS OF CARROLL COUNTY, MARYLAND
Notes to Financial Statements
June 30, 2021

The long-term expected rate of return on OPEB plan investments was determined using a building-block method in which best-estimate ranges of expected future real rates of return (expected returns, net of OPEB plan investment expense and inflation) are developed for each major asset class. These ranges are combined to produce the long-term expected rate of return by weighting the expected future real rates of return by the target asset allocation percentage and by adding expected inflation. The target allocation and best estimates of arithmetic real rates of return for each major asset class are summarized in the following table:

Asset Class	Portfolio Weight	Long-Term Expected Real Rate of Return
U.S. Equities	43.00%	6.80%
Foreign Equities	22.00%	8.00%
Real Estate (REITs)	9.00%	5.70%
Core Fixed Income	24.00%	1.60%
Cash & Equivalents	2.00%	0.00%
Total Weighted Average Real Return	<u>100.00%</u>	

Discount rate. The discount rate used to measure the total OPEB liability was 2.45%. The Plan's fiduciary net position was not projected to be available to make all projected future benefit payments for current Plan members; therefore, the long-term expected rate of return on Plan investments was not applied to all periods of projected benefit payments to determine the total OPEB liability as of June 30, 2021.

Changes in the Net OPEB Liability (under GASB 75)

	Total OPEB Liability (a)	Plan Fiduciary Net Position (b)	Net OPEB Liability (a) - (b)
Balance - June 30, 2020	\$ 25,124,132	\$ 1,092,610	\$ 24,031,522
Changes for the Year:			
Service Cost	1,584,255	-	1,584,255
Interest	779,002	-	779,002
Experience Losses /(Gains)	(68,349)	-	(68,349)
Assumption Changes	3,398,314	-	3,398,314
Contributions - Employer	-	1,403,487	(1,403,487)
Net investment income	-	76,848	(76,848)
Benefit Payments	(403,451)	(403,451)	-
Net Changes	<u>5,289,771</u>	<u>1,076,884</u>	<u>4,212,887</u>
Balance - June 30, 2021	<u>\$ 30,413,903</u>	<u>\$ 2,169,494</u>	<u>\$ 28,244,409</u>

Sensitivity of the net OPEB liability to changes in the discount rate: The following presents the net OPEB liability of the College's net OPEB liability would be if it were calculated using a discount rate that is one percentage point lower (1.45%) or one percentage point higher (3.45%) than the current discount rate:

June 30, 2020	1% Decrease 1.45%	Current Discount Rate 2.45%	1% Increase 3.45%
Total OPEB Liability	\$ 36,509,888	\$ 30,413,903	\$ 25,590,944
Plan Fiduciary Net Position	2,169,494	2,169,494	2,169,494
Net OPEB Liability	<u>\$ 34,340,394</u>	<u>\$ 28,244,409</u>	<u>\$ 23,421,450</u>

Sensitivity of the net OPEB liability to changes in the healthcare cost trend rates: The following presents the net OPEB liability of the College, as well as what the College's net OPEB liability would be if it were calculated using health care cost

THE COUNTY COMMISSIONERS OF CARROLL COUNTY, MARYLAND
Notes to Financial Statements
June 30, 2021

trend rates that are one percentage point lower (3.00%) or one percentage point higher (5.00%) than the current health care cost trend rates:

June 30, 2020	1% Decrease 3.00%	Current Ultimate trend Rate 4.00%	1% Increase 5.00%
Total OPEB Liability	\$ 24,598,195	\$ 30,413,903	\$ 38,176,783
Plan Fiduciary Net Position	2,169,494	2,169,494	2,169,494
Net OPEB Liability	<u>\$ 22,428,701</u>	<u>\$ 28,244,409</u>	<u>\$ 36,007,289</u>

OPEB plan fiduciary net position

Detailed information about the OPEB plan's fiduciary net position is available in the separately issued OPEB trust annual financial report.

OPEB Expense and Deferred Outflows of Resources and Deferred Inflows of Resources Related to OPEB (under GASB 75)

For the year ended June 30, 2021, the College recognized OPEB expense, including pay-go, of \$2,772,337. At June 30, 2021, the College reported deferred outflows of resources and deferred inflows of resources related to OPEB from the following sources:

	Deferred Outflows of Resources	Deferred Inflows of Resources
Changes of Assumptions	\$ 6,459,846	\$ 2,599,350
College Contributions Subsequent to the Measurement Date	602,626	-
Total	<u>\$ 7,062,472</u>	<u>\$ 2,599,350</u>

The \$602,626 reported as deferred outflows related to OPEB resulting from College contributions subsequent to the measurement date will be recognized as a reduction of the net OPEB liability in the year ending June 30, 2022. Other amounts reported as deferred outflows of resources and deferred inflows of resources related to OPEB will be recognized in OPEB expense as follows:

<u>Years Ending June 30:</u>	
2022	\$ 504,639
2023	504,640
2024	508,807
2025	514,519
2026	510,780
Thereafter	1,317,111

THE COUNTY COMMISSIONERS OF CARROLL COUNTY, MARYLAND
Notes to Financial Statements
June 30, 2021

Note 13 – Fund Balance

A summary of fund balances as of June 30, 2021 follows:

	General Fund	Capital Projects Funds	Grant Fund	Non-Major Governmental Funds	Total Governmental Funds
<u>Nonspendable:</u>					
Inventory	\$ 1,440,453	\$ -	\$ -	\$ -	\$ 1,440,453
Prepaid costs	7,654,206	-	491,268	-	8,145,474
Loans to community organizations	4,321,781	-	-	-	4,321,781
Loans to fire companies	6,815,150	-	-	-	6,815,150
Loans to municipalities	149,037	-	-	-	149,037
Loan to component unit	500,000	-	-	-	500,000
Due from other funds	5,251,323	-	-	-	5,251,323
Advances and proceeds to Industrial Development Authority	612,910	-	-	-	612,910
Total nonspendable fund balance	<u>26,744,860</u>	<u>-</u>	<u>491,268</u>	<u>-</u>	<u>27,236,128</u>
<u>Restricted:</u>					
Weed control	205,151	-	-	-	205,151
Agricultural preservation investments	33,002,830	-	-	-	33,002,830
Loans collectible within one year	943,490	-	-	-	943,490
Farmers & Merchants - collateral	230,000	-	-	-	230,000
Unspent bond proceeds	-	6,992,860	-	-	6,992,860
Grants	-	-	1,219,088	-	1,219,088
Hotel Rental tax	-	-	-	504,093	504,093
Total restricted fund balance	<u>34,381,471</u>	<u>6,992,860</u>	<u>1,219,088</u>	<u>504,093</u>	<u>43,097,512</u>
<u>Committed:</u>					
Stabilization arrangement	23,709,217	-	-	-	23,709,217
Watershed Protection and Restoration	-	-	-	567,296	567,296
Total committed fund balance	<u>23,709,217</u>	<u>-</u>	<u>-</u>	<u>567,296</u>	<u>24,276,513</u>
<u>Assigned:</u>					
Encumbrances:					
General government	435,988	332,988	41,388	-	810,364
Public safety	590,664	2,769,163	172,247	-	3,532,074
Public works	1,158,172	12,977,392	1,377	-	14,136,941
Human Services	-	-	30,824	-	30,824
Education	-	174,618	-	-	174,618
Economic development	-	-	17,563	-	17,563
Judicial	51,421	376,258	4,500	-	432,179
Culture and recreation	20,818	674,072	-	-	694,890
Conservation of natural resources	-	3,842,428	-	-	3,842,428
Library Improvement loan	1,000,000	-	-	-	1,000,000
Community Media Center loan	703,308	-	-	-	703,308
Subsequent year's expenditure:					
Use in fiscal year 2022 budget	41,361,254	-	-	-	41,361,254
Use in fiscal year 2023-2024 budget	13,702,500	-	-	-	13,702,500
Capital for future infrastructure	1,000,000	-	-	-	1,000,000
Capital fund	-	12,126,926	-	-	12,126,926
Grant fund	-	-	562,467	-	562,467
Total assigned fund balance	<u>60,024,125</u>	<u>33,273,845</u>	<u>830,366</u>	<u>-</u>	<u>94,128,336</u>
<u>Unassigned:</u>					
General fund	30,309,391	-	-	-	30,309,391
Total unassigned fund balance	<u>30,309,391</u>	<u>-</u>	<u>-</u>	<u>-</u>	<u>30,309,391</u>
Grand total fund balances	<u>\$ 175,169,064</u>	<u>\$ 40,266,705</u>	<u>\$ 2,540,722</u>	<u>\$ 1,071,389</u>	<u>\$ 219,047,880</u>

THE COUNTY COMMISSIONERS OF CARROLL COUNTY, MARYLAND
Notes to Financial Statements
June 30, 2021

The County has loaned to various Carroll County fire companies for facility expansion and equipment acquisition. The loans are repayable over terms of from 5 to 20 years, bearing interest at fixed rates ranging from 2.26% to 5.09%. The balance of these loans at June 30, 2021 is \$7,758,640 and is secured by land, buildings and equipment. The County made loans to various community organizations. The balance of these loans at June 30, 2021 is \$4,821,781 and they are secured through promissory notes for 3 years amortized over 15 years at 5.75% interest with a balloon payment after 3 years. Maximum loan amount to not exceed \$25,000.

The General Fund incurred a due from the Capital Fund for the future payouts of Installment Purchase Agreements, a due from Special Revenue Funds, a due from Utilities, a due from Fiber Network and a due from the Airport Fund at June 30, 2021 in the amount of \$5,251,323.

Note 14 – Budgetary Basis to GAAP Reconciliation

A reconciliation of the revenues and expenditures of the General Fund and Grant Fund Budgetary Basis to the statement of revenues and expenditures on a GAAP basis is as follows:

<u>Budgetary Funds</u>	<u>General Fund</u>	<u>Grant Fund</u>
<u>Revenues</u>		
Actual amount (budgetary basis) "revenues" from the budgetary comparison schedule	\$ 441,445,509	\$ 38,414,869
Unavailable property tax revenues	(322,173)	-
Total revenues as reported on the Statement of Revenues, Expenditures, and Changes in Fund Balance	<u>\$ 441,123,336</u>	<u>\$ 38,414,869</u>
<u>Expenditures</u>		
Actual amount (budgetary basis) "expenditures" from the budgetary comparison	\$ 399,367,587	\$ 39,160,400
Encumbrance adjustment	504,151	100,119
Total expenditure as reported on the Statement of Revenues, Expenditures, and Changes in Fund Balance	<u>\$ 399,871,738</u>	<u>\$ 39,260,519</u>

Note 15 – Commitments and Contingencies

PRIMARY GOVERNMENT

Management and the County attorney estimate that potential claims against the County, not covered by insurance, resulting from various claims and lawsuits would not materially affect the financial statements of the County.

The County participates in a number of federally assisted grant programs, principal of which are the Housing and Urban Development, Commission on Aging, and the Workforce Investment Act programs. These programs are subject to financial and compliance audits by the grantors or their representatives. Accordingly, the County's compliance with applicable grant requirements will be established at some future date. The amount, if any, of expenditures which may be disallowed by the granting agencies cannot be determined at this time although management expects such amounts, if any, to be immaterial.

THE COUNTY COMMISSIONERS OF CARROLL COUNTY, MARYLAND
Notes to Financial Statements
June 30, 2021

As of June 30, 2021, the County had the following commitments with respect to unfinished capital projects:

	Project Appropriation	Total Expenditures & Encumbrances	Amount Funded	Required Future Funding
General Government	\$ 66,563,531	\$ 38,017,514	\$ 41,591,867	\$ 24,971,664
Public Safety	21,146,423	15,214,692	12,590,226	8,556,197
Public Works	95,373,990	66,700,461	66,747,745	28,626,245
Board of Education	126,599,233	81,521,358	97,161,859	29,437,374
Carroll Community College	13,994,600	10,136,336	9,037,889	4,956,711
Culture and Recreation	19,392,699	15,426,220	16,063,536	3,329,163
Library	4,980,900	4,564,321	4,380,900	600,000
Conservation of Natural Resources	225,273,524	211,952,340	214,319,895	10,953,629
Water Resources	54,049,830	36,015,977	31,226,388	22,823,442
Governmental Activities	<u>627,374,730</u>	<u>479,549,219</u>	<u>493,120,305</u>	<u>134,254,425</u>
Wastewater Treatment Facilities	39,994,077	35,806,898	22,674,047	17,320,030
Other Water Projects	25,061,282	15,714,724	11,630,708	13,430,574
Other Wastewater Projects	26,956,531	15,349,154	18,790,319	8,166,212
Landfill Upgrades	117,210	112,312	114,981	2,229
Landfill Remediations	2,987,035	2,478,552	2,987,035	-
Fiber Network	985,000	374,732	955,000	30,000
Septage	5,500,000	3,647,648	2,434,000	3,066,000
Airport	88,560,238	6,448,241	2,909,047	85,651,191
Firearms	108,800	105,760	108,800	-
Business Type Activities	<u>190,270,173</u>	<u>80,038,021</u>	<u>62,603,937</u>	<u>127,666,236</u>
Total Funds	<u><u>\$ 817,644,903</u></u>	<u><u>\$ 559,587,240</u></u>	<u><u>\$ 555,724,242</u></u>	<u><u>\$ 261,920,661</u></u>

Amounts received or receivable from grant agencies are subject to audit and adjustment by grantor agencies. Any disallowed claims, including amounts already collected, may constitute a liability of the applicable funds. Amounts, if any, of expenditures that may be disallowed by grantors cannot be determined at this time, although the County expects such amounts, if any, to be immaterial.

The Supreme Court ruled in favor of the Wynnes case which wrongly exposed some Maryland residents with out-of-state income to double taxation by not allowing the full tax credit for income tax paid outside of the State. The effect of this ruling on the County is income tax will be reduced by \$7,181.06 for 80 quarters (revised from 20 quarters per chapter 632 of the Acts of 2020) for a total of \$574,485 beginning in May 2021 to refund those residents in Carroll County that were eligible for the credit but didn't receive it for the tax returns filed between 2007 and 2014.

COMPONENT UNITS

Board of Education

Several lawsuits have been filed arising from personnel grievances, personal injury, and other matters. It is anticipated by the Board that an adverse decision in excess of insurance coverage on any or all of these suits would not have a material adverse effect on these financial statements.

Amounts received or receivable from grant agencies are subject to audit and adjustment by grantor agencies. Any disallowed claims, including amounts already collected, may constitute a liability of the applicable funds. Amounts, if any, of expenditures that may be disallowed by grantors cannot be determined at this time, although the Board expects such amounts, if any, to be immaterial.

THE COUNTY COMMISSIONERS OF CARROLL COUNTY, MARYLAND
Notes to Financial Statements
June 30, 2021

Note 16 – Risk Management

PRIMARY GOVERNMENT

The County is exposed to various types of loss including but not limited to theft, damage to and destruction of assets, errors and omissions, injuries to employees, and natural disasters. As of January 2003, the Office of Risk Management initiated an enterprise-wide risk management program. The goal of this program is to identify, access and prepare for potential hazards that could lead to a loss.

The County's risk financing techniques include participation in the Local Government Insurance Trust "LGIT", a public entity risk pool, for its property, liability, cyber, and business automobiles.

LGIT is a joint association of Maryland local governments established to provide an alternative to the diminishing availability of insurance coverages to the public sector and the increasing premium costs in the municipal insurance market. LGIT is owned by the members and is directed by the trust agreement effective July 1, 1992.

The Trust Agreement provides that funds in the Capital Account may be used to satisfy obligations of LGIT if monies are not otherwise available in the General and Surplus Account to meet obligations. If the amount of deposit in the Capital Account falls below a certain level, the Capital Account must be replenished. The means for replenishing Capital Account balances would be: (a) one-time assessment not to exceed two times the participant's annual premium in the year of the deficit, (b) prospective premium increases, or (c) the issuance of Certificates of Participation.

Participants of the Trust share the risk among all members of the pools. As a result, the County's annual premium requirements will be affected by the loss experience of the various insurance pools in which it participates. Also, the County may be subject to additional assessments from time-to-time. These amounts would be recorded as expenditures when they are probable and can be reasonably estimated. Conversely, favorable performance of certain insurance pools may result in reduced premiums.

LGIT uses reinsurance agreements to reduce its exposure to large losses on all types of insured events. Reinsurance permits recovery of a portion of losses from reinsurers, up to certain per occurrence limits.

The County self-insures its medical coverage for eligible employees. The medical plans are each managed by a third-party administrator. The County's contract with this third-party administrator also includes a \$375,000 stop-loss individual. Dental benefits are also self-insured and managed by a third-party administrator.

The County is using an internal service fund to account for and finance its uninsured risks of loss. All funds of the County make payments to the internal service fund based on historical cost data. The payments from all funds cover at least prior and current year claims.

Claims liabilities at June 30, 2021 for the deductible portions of general, auto, police, legal and public officials covered under LGIT and employee health care coverage are \$146,165 and \$1,660,606, respectively.

The total claims liability of \$1,806,771 reported in the internal service fund at June 30, 2021 is based on the requirements of GASB Statement No. 10, which requires that a liability for claims be reported if information prior to the issuance of the financial statements indicates that it is probable that a liability was incurred at the date of the financial statements and the amount of the loss can be reasonably estimated. The claims liabilities are calculated based on historical claim settlement trends and analysis of all outstanding and potential claims.

The County is also self-insured for its workers' compensation. Premiums are paid into the internal service fund by all other funds and are available to pay claims, claim reserves and administrative costs of the program. These interfund premiums are used to reduce the amount of claim expenditures reported in the internal service fund. As of June 30, 2021, such interfund premiums did not exceed reimbursable expenditures. The County contracts with a third-party administrator to pay all workers' compensation claim cost. The County purchases a specific excess and aggregate excess workers' compensation and employer's liability indemnity policy.

THE COUNTY COMMISSIONERS OF CARROLL COUNTY, MARYLAND
Notes to Financial Statements
June 30, 2021

The self-insured plan is administered by a commercial provider. The County’s contract with this insurer includes a \$600,000 Self Insured Retention for all occurrences. The total claims liability of \$3,616,939 has been reported at June 30, 2021. This liability is calculated based on historical claim settlement trends.

Due to specific exclusions in the County’s property insurance, the County also has commercial insurance coverage for its boilers and machinery. Employees are bonded through commercial insurance carriers to limit the loss to the County in the event of employees committing acts of embezzlement or theft.

Changes in the claims for employee health care coverage and the deductible portions of liability and property claims under LGIT and workers compensation were as follows:

	<u>Workers' compensation</u>		<u>Property and liability</u>		<u>Employee health care</u>	
	<u>June 30, 2021</u>	<u>June 30, 2020</u>	<u>June 30, 2021</u>	<u>June 30, 2020</u>	<u>June 30, 2021</u>	<u>June 30, 2020</u>
Accrued claims:						
Unpaid claims at beginning of year	\$ 3,546,642	\$ 3,609,667	\$ 75,500	\$ 35,726	\$ 1,645,815	\$ 1,512,881
Incurred claims (Including IBNR)	745,790	713,467	241,730	125,192	16,446,485	15,574,347
Claim payments	<u>(675,493)</u>	<u>(776,492)</u>	<u>(171,065)</u>	<u>(85,418)</u>	<u>(16,431,694)</u>	<u>(15,441,413)</u>
Unpaid Claims at End of Year	<u>\$ 3,616,939</u>	<u>\$ 3,546,642</u>	<u>\$ 146,165</u>	<u>\$ 75,500</u>	<u>\$ 1,660,606</u>	<u>\$ 1,645,815</u>

Component Units

The Board of Education, the Library and the Community College are exposed to various risks of loss related to torts; theft of, damage to and destruction of assets; errors and omissions; and natural disasters. The Library is included in the commercial insurance and self-insurance programs of the County. The Board of Education and the Community College use commercial policies to provide insurance coverage excluding health care. Settled claims have not exceeded coverage in any of the past three years.

The Board of Education “BOE” established a limited risk management program for health care insurance. In the past, health care insurance was covered by a third-party carrier. Effective January 1, 1998, the BOE, with Aetna U.S. Healthcare, established a new arrangement for providing coverage for future medical claims. Effective July 1, 2005, employees contribute 15% towards this coverage. Deposits are made by the BOE into a bank account used only for payments resulting from health insurance claims.

The BOE reports the liability for claims and judgments in the General Fund. Changes in the balances of claims liabilities are as follows:

	<u>June 30, 2021</u>	<u>June 30, 2020</u>
Accrued Health Claims:		
Unpaid Claims at Beginning of Year	\$ 8,750,000	\$ 7,750,000
Incurred Claims (Including IBNR)	56,423,224	54,865,624
Claim Payments	<u>(56,598,224)</u>	<u>(53,865,624)</u>
Unpaid Claims at End of Year	<u>\$ 8,575,000</u>	<u>\$ 8,750,000</u>

THE COUNTY COMMISSIONERS OF CARROLL COUNTY, MARYLAND
Notes to Financial Statements
June 30, 2021

The College is self-insured for health and dental benefits provided to its employees. To protect itself against significant losses, the College has stop-loss policies in place for individual participant claims in excess of \$125,000 per year and aggregate annual participant claims in excess of 125% of premium. The College has a contract with an administrative service provider to process participant claims under these programs. Claims filed against stop loss coverage totaled \$571,184 and \$506,075 for the years ended June 30, 2021 and 2020, respectively.

Changes in the balance of claims payable relative to health and dental self-insurance for the years ended June 30, 2021 and 2020 are as follows:

	Amount
Balance - June 30, 2019	\$ 166,348
Claims and Changes in Estimates	3,143,967
Claims Payments	(3,232,003)
Balance - June 30, 2020	78,312
Claims and Changes in Estimates	3,273,140
Claims Payments	(3,229,885)
Balance - June 30, 2021	\$ 121,567

Note 17 – Subsequent Events

On November 18, 2021, The County issued \$22,000,000 of general obligation bonds to finance projects for some or all of the following categories: general government, public works, public schools, and conservation and water resources.

In September 2021, the County’s Solid Waste fund purchased 326 acres of land in the amount of \$13,069,292 for future expansion of landfill cells.

Effective October 2021, the County amended the existing pension plans to create the Carroll County Public Safety Pension Plan.



Required Supplementary Information

THE COUNTY COMMISSIONERS OF CARROLL COUNTY, MARYLAND
Required Supplementary Information
Schedule of Changes in the Net Pension Liability (NPL) and Related Ratios for the Carroll County
Employee Pension Plan
Last 10 Fiscal Years
(Dollar amounts in thousands)

RSI-1

	2021	2020	2019	2018	2017	2016	2015	2014	2013
Total pension liability									
Service cost	\$ 4,694	\$ 4,588	\$ 4,415	\$ 4,207	\$ 3,861	\$ 3,513	\$ 3,301	\$ 3,085	
Interest	7,863	7,307	6,628	5,911	5,345	4,825	4,377	3,955	Information for FY13 and earlier is not available
Changes of benefit terms	-	(60)	-	2,037	-	-	-	-	
Differences between expected and actual experience	(2,175)	(265)	1,096	202	767	(953)	(100)	-	
Changes of assumptions	-	(763)	-	-	-	1,635	-	-	
Benefit payments including refunds of member contributions	(3,071)	(2,638)	(2,264)	(1,944)	(1,856)	(1,300)	(1,086)	(925)	
Net change in total pension liability	7,311	8,169	9,875	10,413	8,117	7,720	6,492	6,115	
Total pension liability - beginning	113,865	105,696	95,821	85,408	77,291	69,571	63,079	56,964	
Total pension liability - ending	<u>\$ 121,176</u>	<u>\$ 113,865</u>	<u>\$ 105,696</u>	<u>\$ 95,821</u>	<u>\$ 85,408</u>	<u>\$ 77,291</u>	<u>\$ 69,571</u>	<u>\$ 63,079</u>	
Plan fiduciary net position									
Contribution-employer	\$ 2,980	\$ 3,169	\$ 3,157	\$ 3,067	\$ 2,636	\$ 2,542	\$ 2,558	\$ 2,367	
Contributions-member	2,201	2,131	2,091	1,916	1,773	1,688	1,619	1,573	
Net investment income	27,886	2,230	7,257	6,939	7,683	1,306	2,645	7,867	
Benefit payments, including refund of member contributions	(3,071)	(2,637)	(2,264)	(1,944)	(1,856)	(1,300)	(1,086)	(925)	
Administrative expense	(55)	(50)	(48)	(52)	(43)	(37)	(37)	(45)	
Net change in plan fiduciary net position	29,941	4,843	10,193	9,926	10,193	4,199	5,699	10,837	
Plan fiduciary net position - beginning	101,870	97,027	86,834	76,907	66,714	62,515	56,816	45,979	
Plan fiduciary net position - ending	<u>\$ 131,811</u>	<u>\$ 101,870</u>	<u>\$ 97,027</u>	<u>\$ 86,833</u>	<u>\$ 76,907</u>	<u>\$ 66,714</u>	<u>\$ 62,515</u>	<u>\$ 56,816</u>	
Net pension liability - ending	<u>\$ (10,635)</u>	<u>\$ 11,995</u>	<u>\$ 8,669</u>	<u>\$ 8,988</u>	<u>\$ 8,501</u>	<u>\$ 10,577</u>	<u>\$ 7,056</u>	<u>\$ 6,263</u>	
Plan fiduciary net position as a percentage of the total pension liability	108.78%	89.47%	91.80%	90.62%	90.05%	86.32%	89.86%	90.07%	
Covered payroll	\$ 39,164	\$ 38,841	\$ 37,963	\$ 36,435	\$ 34,841	\$ 33,047	\$ 32,278	\$ 30,699	
Net pension liability as a percentage of covered payroll	-27.16%	30.88%	22.84%	24.67%	24.40%	32.01%	21.86%	20.40%	
Expected average remaining service years for all participants	4	5	5	5	5	5	6	6	

Notes to Schedule:

Benefit changes: There were no changes for FY2021

Changes of Assumptions: There were no changes for FY2021

THE COUNTY COMMISSIONERS OF CARROLL COUNTY, MARYLAND
Required Supplementary Information
Schedule of Carroll County's Contributions for the Carroll County Employee Pension Plan
Last 10 Fiscal Years
(Dollar amounts in thousands)

RSI-2

	<u>2021</u>	<u>2020</u>	<u>2019</u>	<u>2018</u>	<u>2017</u>	<u>2016</u>	<u>2015</u>	<u>2014</u>	<u>2013</u>	<u>2012</u>
Actuarially determined contribution	\$ 2,905	\$ 3,085	\$ 2,959	\$ 2,770	\$ 2,636	\$ 2,542	\$ 2,538	\$ 2,366	\$ 2,253	\$ 2,550
Contributions in relation to the actuarially determined contribution	<u>2,980</u>	<u>3,169</u>	<u>3,157</u>	<u>3,067</u>	<u>2,636</u>	<u>2,542</u>	<u>2,558</u>	<u>2,367</u>	<u>2,586</u>	<u>2,741</u>
Contribution deficiency (excess)	<u>\$ (75)</u>	<u>\$ (84)</u>	<u>\$ (198)</u>	<u>\$ (297)</u>	<u>\$ -</u>	<u>\$ -</u>	<u>\$ (20)</u>	<u>\$ (1)</u>	<u>\$ (333)</u>	<u>\$ (191)</u>
Covered payroll	\$ 39,164	\$ 38,841	\$ 37,963	\$ 36,435	\$ 34,841	\$ 33,047	\$ 32,278	\$ 30,699	\$ 30,414	\$ 32,267
Contributions as a percentage of covered payroll	7.61%	8.16%	8.32%	8.42%	7.57%	7.69%	7.92%	7.71%	8.50%	8.49%

Notes to Schedule

Valuation date:

Actuarially determined contribution amounts are calculated as of the beginning of the fiscal year (July 1) for the year immediately following the fiscal year.

Actuarial valuations are performed every year.

Methods and assumptions used to determine contribution rates:

Actuarial cost method	Projected Unit Credit
Amortization method	Level Percentage of Payroll
Remaining amortization period	Remaining Amortization periods range from 8 to 30 years.
Asset valuation method	5-year smoothed market
Inflation	2.5 percent
Salary increases	Rates vary by participant age
Investment rate of return	7.0 percent, net of pension plan investment expense, including inflation
Retirement age	100% when first eligible for unreduced benefits
Mortality	Pub-2010 General Employees Mortality with generational projection using scale MP2019

THE COUNTY COMMISSIONERS OF CARROLL COUNTY, MARYLAND
Required Supplementary Information
Schedule of Investment Returns for the Carroll County Employee Pension Plan
Last 10 Fiscal Years

RSI-3

	<u>2021</u>	<u>2020</u>	<u>2019</u>	<u>2018</u>	<u>2017</u>	<u>2016</u>	<u>2015</u>	<u>2014</u>	<u>2013</u>
Annual money-weighted rate of return, net of investment expense	26.96%	2.29%	8.18%	8.77%	11.19%	2.08%	4.53%	16.32%	Information for FY13 and earlier is not available

THE COUNTY COMMISSIONERS OF CARROLL COUNTY, MARYLAND
Required Supplementary Information
Schedule of Changes in the Net Pension Liability (NPL) and Related Ratios for the Carroll County
Certified Law Officers Pension Plan
Last 10 Fiscal Years
(Dollar amounts in thousands)

RSI-4

	2021	2020	2019	2018	2017	2016	2015	2014	2013
Total pension liability									
Service cost	\$ 1,726	\$ 1,654	\$ 1,281	\$ 1,117	\$ 1,090	\$ 1,000	\$ 983	\$ 904	
Interest	1,574	1,403	1,207	1,044	887	813	726	630	Information for FY13 and earlier is not available
Change of benefit terms	-	(427)	-	-	-	-	-	-	
Differences between expected and actual experience	(1,214)	360	623	502	560	(380)	(242)	-	
Change of assumption	-	(193)	-	-	-	(115)	-	-	
Benefit payments, including refunds of member contributions	(364)	(324)	(297)	(361)	(260)	(244)	(199)	(124)	
Net change in total pension liability	<u>1,722</u>	<u>2,473</u>	<u>2,814</u>	<u>2,302</u>	<u>2,277</u>	<u>1,074</u>	<u>1,268</u>	<u>1,410</u>	
Total pension liability - beginning	<u>22,673</u>	<u>20,200</u>	<u>17,386</u>	<u>15,084</u>	<u>12,807</u>	<u>11,733</u>	<u>10,465</u>	<u>9,055</u>	
Total pension liability - ending	<u>\$ 24,395</u>	<u>\$ 22,673</u>	<u>\$ 20,200</u>	<u>\$ 17,386</u>	<u>\$ 15,084</u>	<u>\$ 12,807</u>	<u>\$ 11,733</u>	<u>\$ 10,465</u>	
Plan fiduciary net position									
Contribution-employer	\$ 1,334	\$ 1,318	\$ 933	\$ 798	\$ 799	\$ 681	\$ 835	\$ 870	
Contributions-member	740	585	543	430	619	416	415	580	
Net investment income	5,161	611	1,247	1,042	1,196	191	368	978	
Benefit payments, including refund of member contributions	(364)	(324)	(297)	(362)	(260)	(244)	(199)	(124)	
Administrative expense	(16)	(15)	(12)	(9)	(8)	(7)	(7)	(7)	
Net change in plan fiduciary net position	<u>6,855</u>	<u>2,175</u>	<u>2,414</u>	<u>1,899</u>	<u>2,346</u>	<u>1,037</u>	<u>1,412</u>	<u>2,297</u>	
Plan fiduciary net position - beginning	<u>18,976</u>	<u>16,801</u>	<u>14,387</u>	<u>12,488</u>	<u>10,142</u>	<u>9,105</u>	<u>7,693</u>	<u>5,396</u>	
Plan fiduciary net position - ending	<u>25,831</u>	<u>18,976</u>	<u>16,801</u>	<u>14,387</u>	<u>12,488</u>	<u>10,142</u>	<u>9,105</u>	<u>7,693</u>	
Net pension liability - ending	<u>\$ (1,436)</u>	<u>\$ 3,697</u>	<u>\$ 3,399</u>	<u>\$ 2,999</u>	<u>\$ 2,596</u>	<u>\$ 2,665</u>	<u>\$ 2,628</u>	<u>\$ 2,772</u>	
Plan fiduciary net position as a percentage of the total pension liability	105.89%	83.69%	83.17%	82.75%	82.79%	79.19%	77.60%	73.51%	
Covered payroll	\$ 7,568	\$ 7,274	\$ 6,236	\$ 5,535	\$ 5,586	\$ 4,974	\$ 5,552	\$ 5,295	
Net pension liability as a percentage of covered payroll	-18.97%	50.82%	54.51%	54.18%	46.47%	53.58%	47.33%	52.35%	
Expected average remaining service years of all participants	9	9	9	9	10	10	10	10	

Notes to Schedule:

Benefit changes: There were no changes for FY2021

Changes of Assumptions: There were no changes for FY2021

THE COUNTY COMMISSIONERS OF CARROLL COUNTY, MARYLAND
Required Supplementary Information
Schedule of Carroll County's Contributions for the Carroll County Certified Law Officers Pension Plan
Last 10 Fiscal Years
(Dollar amounts in thousands)

RSI-5

	<u>2021</u>	<u>2020</u>	<u>2019</u>	<u>2018</u>	<u>2017</u>	<u>2016</u>	<u>2015</u>	<u>2014</u>	<u>2013</u>	<u>2012</u>
Actuarially determined contribution	\$ 1,179	\$ 842	\$ 704	\$ 694	\$ 645	\$ 683	\$ 686	\$ 558	\$ 505	\$ 520
Contributions in relation to the actuarially determined contribution	<u>1,334</u>	<u>1,318</u>	<u>933</u>	<u>798</u>	<u>799</u>	<u>681</u>	<u>835</u>	<u>870</u>	<u>787</u>	<u>700</u>
Contribution deficiency	<u>\$ (155)</u>	<u>\$ (476)</u>	<u>\$ (229)</u>	<u>\$ (104)</u>	<u>\$ (154)</u>	<u>\$ 2</u>	<u>\$ (149)</u>	<u>\$ (312)</u>	<u>\$ (282)</u>	<u>\$ (180)</u>
Covered payroll	\$ 7,568	\$ 7,274	\$ 6,236	\$ 5,535	\$ 5,586	\$ 4,974	\$ 5,552	\$ 5,295	\$ 5,295	\$ 5,295
Contributions as a percentage of covered payroll	17.63%	18.12%	14.96%	14.42%	14.30%	13.69%	15.04%	16.43%	14.86%	13.22%

Notes to Schedule

Valuation date:

Actuarially determined contribution amounts are calculated as of the beginning of the fiscal year (July 1) for the year immediately following the fiscal year. Actuarial valuations are performed every year.

Methods and assumptions used to determine contribution rates:

Actuarial cost method	Projected Unit Credit
Amortization method	Level Percentage of Payroll
Remaining amortization period	Remaining Amortization periods range from 9 to 20 years.
Asset valuation method	5-year smoothed market
Inflation	2.5 percent
Salary increases	Rates vary by participant age
Investment rate of return	7.0 percent, net of pension plan investment expense, including inflation
Retirement age	100% when first eligible for unreduced benefits
Mortality	Pub-2010 General Employees Mortality with generational projection using scale MP2019

THE COUNTY COMMISSIONERS OF CARROLL COUNTY, MARYLAND
Required Supplementary Information
Schedule of Investment Returns for the Carroll County Certified Law Officers Pension Plan
Last 10 Fiscal Years

RSI-6

	<u>2021</u>	<u>2020</u>	<u>2019</u>	<u>2018</u>	<u>2017</u>	<u>2016</u>	<u>2015</u>	<u>2014</u>	<u>2013</u>
Annual money-weighted rate of return, net of investment expense	26.16%	3.49%	8.32%	8.08%	10.99%	2.11%	4.51%	15.33%	Information for FY13 and earlier is not available

THE COUNTY COMMISSIONERS OF CARROLL COUNTY, MARYLAND
Required Supplementary Information
Schedule of Changes in the Volunteer Firemen Pension Plan Liability and Related Ratios
Last 10 Fiscal Years
(Dollar amounts in thousands)

RSI-7

	2021	2020	2019	2018	2017	2016	2015	2014
Total pension liability								
Service cost	\$ 188	\$ 162	\$ 154	\$ 155	\$ 147	\$ 151	\$ 146	
Interest	810	778	720	685	681	672	661	Information for FY14 and earlier is not available
Change of benefit terms	507	431	489	439	-	-	-	
Difference between actual and expected	388	-	284	-	(44)	-	-	
Changes of assumptions	289	-	-	-	-	-	-	
Benefit payments, including refunds of member contributions	(1,016)	(910)	(816)	(777)	(701)	(687)	(988)	
Net change in total pension liability	<u>1,166</u>	<u>461</u>	<u>831</u>	<u>502</u>	<u>83</u>	<u>136</u>	<u>(181)</u>	
Total pension liability - beginning	<u>11,599</u>	<u>11,138</u>	<u>10,307</u>	<u>9,805</u>	<u>9,722</u>	<u>9,586</u>	<u>9,767</u>	
Total pension liability - ending	<u>\$ 12,765</u>	<u>\$ 11,599</u>	<u>\$ 11,138</u>	<u>\$ 10,307</u>	<u>\$ 9,805</u>	<u>\$ 9,722</u>	<u>\$ 9,586</u>	
Plan fiduciary net position								
Contribution-employer	\$ 398	\$ 398	\$ 1,282	\$ 166	\$ 100	\$ 50	\$ 250	
Net investment income	2,650	184	748	661	766	484	874	
Benefit payments, including refund of member contributions	(1,016)	(910)	(816)	(777)	(700)	(687)	(988)	
Administrative expense	(23)	(34)	(21)	(15)	(9)	(6)	(20)	
Net change in plan fiduciary net position	<u>2,009</u>	<u>(362)</u>	<u>1,193</u>	<u>35</u>	<u>157</u>	<u>(159)</u>	<u>116</u>	
Plan fiduciary net position - beginning	<u>9,328</u>	<u>9,690</u>	<u>8,497</u>	<u>8,462</u>	<u>8,305</u>	<u>8,464</u>	<u>8,348</u>	
Plan fiduciary net position - ending	<u>11,337</u>	<u>9,328</u>	<u>9,690</u>	<u>8,497</u>	<u>8,462</u>	<u>8,305</u>	<u>8,464</u>	
Net pension liability ending	<u>\$ 1,428</u>	<u>\$ 2,271</u>	<u>\$ 1,448</u>	<u>\$ 1,810</u>	<u>\$ 1,343</u>	<u>\$ 1,417</u>	<u>\$ 1,122</u>	
Plan fiduciary net position as a percentage of the total pension liability	88.81%	80.42%	87.00%	82.44%	86.30%	85.42%	88.30%	
Covered payroll	N/A	N/A	N/A	N/A	N/A	N/A	N/A	
Net pension liability as a percentage of covered payroll	N/A	N/A	N/A	N/A	N/A	N/A	N/A	
Expected average remaining service years of all participants	8	8	8	8	8	8	8	
Notes to Schedule:								
Benefit Changes	Yes*	Yes*	Yes*	Yes*	None	None	None	
Changes of Assumptions	None	None	None	None	None	None	None	

* For FY 2018 the base monthly benefit for recipients changed from \$125 to \$135

* For FY 2019 the base monthly benefit for recipients changed from \$135 to \$145

* For FY 2020 the base monthly benefit for recipients changed from \$145 to \$155

* For FY 2021 the base monthly benefit for recipients changed from \$155 to \$165

THE COUNTY COMMISSIONERS OF CARROLL COUNTY, MARYLAND
Required Supplementary Information
Schedule of Carroll County's Contributions for the Volunteer Firemen Pension Plan
Last 10 Fiscal Years
(Dollar amounts in thousands)

RSI-8

	<u>2021</u>	<u>2020</u>	<u>2019</u>	<u>2018</u>	<u>2017</u>	<u>2016</u>	<u>2015</u>	<u>2014</u>	<u>2013</u>	<u>2012</u>
Actuarially determined contribution	\$ 736	\$ 736	\$ 674	\$ 674	\$ 276	\$ 276	\$ 436	\$ 436	\$ 436	\$ 380
Contributions in relation to the actuarially determined contribution	398	398	1,282	166	100	50	250	250	-	-
Contribution deficiency (excess)	<u>\$ 338</u>	<u>\$ 338</u>	<u>\$ (608)</u>	<u>\$ 508</u>	<u>\$ 176</u>	<u>\$ 226</u>	<u>\$ 186</u>	<u>\$ 186</u>	<u>\$ 436</u>	<u>\$ 380</u>
Covered payroll	N/A	N/A	N/A	N/A	N/A	N/A	N/A	N/A	N/A	N/A
Contributions as a percentage of covered payroll	N/A	N/A	N/A	N/A	N/A	N/A	N/A	N/A	N/A	N/A

Notes to Schedule

Valuation date:

Actuarially determined contribution amounts are calculated as of the beginning of the calendar year (January 1) for the following two fiscal years.
Actuarial valuations are performed every other year.

Methods and assumptions used to determine contribution rates:

Actuarial cost method	Unit Credit (Entry Age used for GASB 67 purposes)
Amortization method	Level payments over a period of 10 years
Remaining amortization period	10 years (open) and 6 years on 2017 plan changes base
Asset valuation method	Market Value
Inflation	2.5%
Salary increases	Not Applicable
Investment rate of return	7.0%, net of pension plan investment expense, including inflation
Retirement age	The later of 25 years of service and age 60
Mortality	Pub-2010 Safety Employees/Retirees/Survivors Headcount-Weighted Mortality, blended 75% male and generational projection using Scale MP2020

THE COUNTY COMMISSIONERS OF CARROLL COUNTY, MARYLAND
Required Supplementary Information
Schedule of Investment Returns for the Volunteer Firemen Pension Plan
Last 10 Fiscal Years

RSI-9

	<u>2021</u>	<u>2020</u>	<u>2019</u>	<u>2018</u>	<u>2017</u>	<u>2016</u>	<u>2015</u>	<u>2014</u>
Annual money-weighted rate of return, net of investment expense	28.70%	1.91%	8.05%	8.23%	9.57%	6.08%	4.43%	Information for FY14 and earlier is not available

THE COUNTY COMMISSIONERS OF CARROLL COUNTY, MARYLAND
Required Supplementary Information
Schedule of Proportionate Share of the Net Pension Liability (NPL) and Schedule of Pension Plan Contributions
for the State of Maryland - Carroll County Elected / Appointed Officials Pension Plan
Last 10 Fiscal Years

RSI-10

Schedule of Proportionate Share of the Net Pension Liability (NPL)

	2021	2020	2019	2018	2017	2016	2015	2014
County's proportionate share (%) of collective net pension liability	0.0014889%	0.1443800%	0.1485200%	0.0012984%	0.0011831%	0.0009711%	0.0000795%	
County's proportionate share (\$) of collective net pension liability	\$ 336,503	\$ 297,788	\$ 311,617	\$ 280,764	\$ 279,129	\$ 201,819	\$ 141,030	Information for FY14 and earlier is not available
County's covered payroll (\$)	182,834	163,201	159,568	144,568	140,701	131,805	N/A	
County's proportionate share (%) of collective net pension liability of its covered payroll	184.05%	182.47%	195.29%	194.21%	198.38%	153.12%	N/A	
Plan fiduciary net position as a percentage of the total pension liability	70.72%	72.34%	71.18%	69.38%	65.79%	68.78%	71.87%	

Schedule of Pension Plan Contributions

	2021	2020	2019	2018	2017	2016	2015	2014
Contractually required contribution	\$ 31,922	\$ 29,648	\$ 29,616	\$ 26,427	\$ 23,047	\$ 20,469	\$ 18,519	
Contributions in relation to the contractually required contribution	31,922	29,648	29,616	26,427	23,047	20,469	18,519	Information for FY14 and earlier is not available
Contribution deficiency (excess)	<u>\$ -</u>	<u>\$ -</u>	<u>\$ -</u>	<u>\$ -</u>	<u>\$ -</u>	<u>\$ -</u>	<u>\$ -</u>	
Covered payroll contributions (fiscal year)	\$ 187,835	\$ 182,834	\$ 163,201	\$ 159,568	\$ 144,568	\$ 140,701	\$ 131,805	
Contributions as a percentage of covered payroll	16.99%	16.22%	18.15%	16.56%	15.94%	14.55%	14.05%	

THE COUNTY COMMISSIONERS OF CARROLL COUNTY, MARYLAND
Required Supplementary Information
Schedule of Proportionate Share of the Net Pension Liability (NPL) and Schedule of Pension Plan Contributions
for the State of Maryland - Carroll County Soil Conservation District Pension Plan
Last 10 Fiscal Years

RSI-11

Schedule of Proportionate Share of the Net Pension Liability (NPL)

	2021	2020	2019	2018	2017	2016	2015	2014
County's proportionate share (%) of collective net pension liability	0.0012857%	0.0012450%	0.0011765%	0.0010685%	0.0010065%	0.0012214%	0.0011016%	
County's proportionate share (\$) of collective net pension liability	\$ 290,579	\$ 256,788	\$ 246,840	\$ 231,050	\$ 237,464	\$ 253,830	\$ 195,496	Information for FY14 and earlier is not available
County's covered payroll (\$)	297,815	289,143	269,351	261,489	225,564	260,994	N/A	
County's proportionate share (%) of collective net pension liability of its covered payroll	97.57%	88.81%	91.64%	88.36%	105.28%	97.26%	N/A	
Plan fiduciary net position as a percentage of the total pension liability	70.72%	72.34%	71.18%	69.38%	65.79%	68.78%	71.87%	

Schedule of Pension Plan Contributions

	2021	2020	2019	2018	2017	2016	2015	2014
Contractually required contribution	\$ 27,566	\$ 25,566	\$ 23,459	\$ 21,748	\$ 19,607	\$ 25,744	\$ 25,671	
Contributions in relation to the contractually required contribution	27,566	25,566	23,459	21,748	19,607	25,744	25,671	Information for FY14 and earlier is not available
Contribution deficiency (excess)	<u>\$ -</u>	<u>\$ -</u>	<u>\$ -</u>	<u>\$ -</u>	<u>\$ -</u>	<u>\$ -</u>	<u>\$ -</u>	
Covered payroll contributions (fiscal year)	\$ 297,815	\$ 297,815	\$ 289,143	\$ 269,351	\$ 261,489	\$ 225,564	\$ 260,994	
Contributions as a percentage of covered payroll	9.26%	8.58%	8.11%	8.07%	7.50%	11.41%	9.84%	

THE COUNTY COMMISSIONERS OF CARROLL COUNTY, MARYLAND
Required Supplementary Information
Schedule of Changes in the Net OPEB Liability and Related Ratios for the
Retiree Benefit Trust, Board of County Commissioner of Carroll County, Maryland
Last 10 Fiscal Years

RSI-12

	2021	2020	2019	2018	2017	2016
Total OPEB liability						
Service cost	\$ 4,517,387	\$ 4,606,256	\$ 4,219,566	\$ 4,041,730	\$ 3,871,389	Information for FY16 and earlier is not available
Interest	16,212,695	16,048,360	14,727,964	13,782,166	12,894,546	
Experience losses/gains	(62,949,455)	(3,218,840)	(2,708,749)	-	-	
Changes in assumptions	(13,577,389)	(9,123,905)	7,920,465	-	-	
Benefit payments including refunds of member contributions	(5,888,660)	(6,039,792)	(4,553,096)	(4,071,895)	(4,099,405)	
Net change in total OPEB liability	<u>(61,685,422)</u>	<u>2,272,079</u>	<u>19,606,150</u>	<u>13,752,001</u>	<u>12,666,530</u>	
Total OPEB liability- beginning	<u>234,554,257</u>	<u>232,282,178</u>	<u>212,676,028</u>	<u>198,924,027</u>	<u>186,257,497</u>	
Total OPEB liability- ending	<u>\$ 172,868,835</u>	<u>\$ 234,554,257</u>	<u>\$ 232,282,178</u>	<u>\$ 212,676,028</u>	<u>\$ 198,924,027</u>	
Plan fiduciary net position						
Contribution-employer	\$ 12,461,510	\$ 12,493,310	\$ 11,430,300	\$ 10,550,000	\$ 10,103,580	
Net investment income	32,303,466	2,691,365	7,862,600	7,107,417	7,460,623	
Benefit payments	(5,888,660)	(6,039,792)	(4,553,096)	(4,071,895)	(4,099,405)	
Administrative expense	(2,590)	(2,510)	(2,440)	(2,370)	-	
Net change in plan fiduciary net position	<u>38,873,726</u>	<u>9,142,373</u>	<u>14,737,364</u>	<u>13,583,152</u>	<u>13,464,798</u>	
Plan fiduciary net position- beginning	<u>117,460,283</u>	<u>108,317,910</u>	<u>93,580,546</u>	<u>79,997,394</u>	<u>66,532,596</u>	
Plan fiduciary net position- ending	<u>\$ 156,334,009</u>	<u>\$ 117,460,283</u>	<u>\$ 108,317,910</u>	<u>\$ 93,580,546</u>	<u>\$ 79,997,394</u>	
Net OPEB liability - ending	<u>\$ 16,534,826</u>	<u>\$ 117,093,974</u>	<u>\$ 123,964,268</u>	<u>\$ 119,095,482</u>	<u>\$ 118,926,633</u>	
Plan fiduciary net position as a percentage of the total OPEB liability	90.44%	50.08%	46.63%	44.00%	40.22%	
Covered payroll	\$ -	\$ -	\$ -	\$ -	\$ -	
Net OPEB liability as a percentage of covered payroll (1)	0.00%	0.00%	0.00%	0.00%	0.00%	
Expected average remaining service years for all participants	6	6	6	6	6	
Notes to Schedule:						
Benefit changes:	None	None	None	None	None	
Changes of Assumptions:	None	None	None	None	None	
Discount Rate:	7%	7%	7%	7%	7%	

(1) Because this OPEB plan does not depend on salary, we do not have salary information.

THE COUNTY COMMISSIONERS OF CARROLL COUNTY, MARYLAND
Required Supplementary Information
Schedule of Carroll County's Contributions for the
Retiree Benefit Trust, Board of County Commissioner of Carroll County, Maryland
Last 10 Fiscal Years

RSI-13

	2021	2020	2019	2018	2017	2016	2015	2014	2013	2012
Actuarially determined contribution	\$ 11,921,000	\$ 13,196,000	\$ 12,743,000	\$ 11,489,000	\$ 11,353,000	\$ 10,474,000	\$ 10,111,000	\$ 10,457,000	\$ 10,142,000	\$ 11,661,000
Contributions in relation to the actuarially determined contribution	<u>12,461,510</u>	<u>12,493,310</u>	<u>11,430,300</u>	<u>10,550,000</u>	<u>10,103,580</u>	<u>10,103,580</u>	<u>9,632,900</u>	<u>10,056,900</u>	<u>8,438,080</u>	<u>7,852,800</u>
Contribution deficiency (excess)	<u>\$ (540,510)</u>	<u>\$ 702,690</u>	<u>\$ 1,312,700</u>	<u>\$ 939,000</u>	<u>\$ 1,249,420</u>	<u>\$ 370,420</u>	<u>\$ 478,100</u>	<u>\$ 400,100</u>	<u>\$ 1,703,920</u>	<u>\$ 3,808,200</u>
Covered payroll (1)	N/A	N/A	N/A	N/A	N/A	N/A	N/A	N/A	N/A	N/A
Contributions as a percentage of covered payroll	N/A	N/A	N/A	N/A	N/A	N/A	N/A	N/A	N/A	N/A

Notes to Schedule

(1) Contributions as a percentage of covered payroll

Because this OPEB plan does not depend on salary, we do not have salary information.

Benefit Changes

None.

Valuation date

Actuarially determined contribution rates are calculated as of June 30, two years prior to end of the fiscal year in which contributions are reported

Changes of assumptions

Updated for public sector mortality table. Updated for medical trend without cadillac tax.

Methods and assumptions used to determine contribution rates:

Valuation Date	7/1/2020
Actuarial cost method	Projected Unit Credit
Amortization method	Level percent of payroll, closed
Remaining amortization period	18 years for FY2021
Asset valuation method	Market value of assets
Investment rate of return	7.00%
Payroll growth rate	3.00%
Inflation	2.20%
Healthcare cost trend rate	The trend for 2021 is 4.9%. The ultimate trend is 4.0%.

THE COUNTY COMMISSIONERS OF CARROLL COUNTY, MARYLAND
Required Supplementary Information
Schedule of Investment Returns for the
Retiree Benefit Trust, Board of County Commissioner of Carroll County, Maryland
Last 10 Fiscal Years

RSI-14

	2021	2020	2019	2018	2017	2016
Annual money-weighted rate of return, net of investment expense	26.53%	2.22%	7.54%	8.04%	9.99%	Information for FY16 and earlier is not available



Supplementary Information

THE COUNTY COMMISSIONERS OF CARROLL COUNTY, MARYLAND
Schedule of Revenues, Expenditures, and Changes in Fund Balances – Budgetary Basis (Non-GAAP)
General Fund
For the Year Ended June 30, 2021

Schedule 1-1

	Budget Amounts		Actual Revenues	Variance with Final Budget
	Original Budget	Final Budget		
RESOURCES (INFLOWS)				
Revenues				
Taxes - Local Property				
Real property	\$ 203,695,998	\$ 203,695,998	\$ 204,070,659	\$ 374,661
Real property - prior years	300,000	300,000	517,065	217,065
Personal property	350,000	350,000	308,030	(41,970)
Railroad and public utilities	8,000,000	8,000,000	8,692,772	692,772
Ordinary business corporations	7,880,086	7,880,086	8,367,436	487,350
Penalties and interest-delinquent taxes	800,000	800,000	872,108	72,108
Semi-annual service charges	120,000	120,000	251,979	131,979
	<u>221,146,084</u>	<u>221,146,084</u>	<u>223,080,049</u>	<u>1,933,965</u>
Deductions				
Discounts allowed on taxes	(860,000)	(860,000)	(903,018)	(43,018)
Homestead tax credit	(20,000)	(20,000)	-	20,000
	<u>(880,000)</u>	<u>(880,000)</u>	<u>(903,018)</u>	<u>(23,018)</u>
Net Taxes - Local Property	<u>220,266,084</u>	<u>220,266,084</u>	<u>222,177,031</u>	<u>1,910,947</u>
Taxes - Local Other				
Income tax	154,622,849	154,622,849	179,178,122	24,555,273
911 service fees	1,750,000	1,750,000	1,755,922	5,922
Recordation tax	13,000,000	13,000,000	19,360,209	6,360,209
Heavy equipment tax	125,000	125,000	111,442	(13,558)
Admissions and amusement tax	350,000	350,000	274,088	(75,912)
Total Taxes - Local Other	<u>169,847,849</u>	<u>169,847,849</u>	<u>200,679,783</u>	<u>30,831,934</u>
Licenses and Permits				
Beer, wine and liquor licenses	210,000	210,000	269,348	59,348
Traders	135,000	135,000	133,198	(1,802)
Animal	50,000	50,000	51,749	1,749
Buildings	1,337,100	1,337,100	1,511,810	174,710
Mobile home licenses	62,000	62,000	65,363	3,363
Cable Franchise Fee	1,665,000	1,665,000	1,674,307	9,307
Marriage	21,670	21,670	33,930	12,260
Grading	25,000	25,000	20,530	(4,470)
Inspection Fees	2,875	2,875	11,450	8,575
Kennel Licenses	18,000	18,000	16,675	(1,325)
Total Licenses and Permits	<u>3,526,645</u>	<u>3,526,645</u>	<u>3,788,360</u>	<u>261,715</u>
Intergovernmental Revenues				
Federal	-	-	371	371
Build America Bonds Subsidy	172,635	172,635	104,878	(67,757)
State Aid-Fire Companies	388,600	388,600	395,617	7,017
Parks and Recreation Facilities	-	-	53,172	53,172
Security Interest Filing Fee	-	-	460	460
State	-	-	10,750	10,750
Police Aid-Regular	870,000	870,000	949,558	79,558
Grand & Petit Jury Reimburse	52,000	52,000	17,360	(34,640)
Circuit Court Master Reimburse	190,127	190,127	191,785	1,658
Westminster	22,000	22,000	23,541	1,541
Total Intergovernmental Revenues	<u>1,695,362</u>	<u>1,695,362</u>	<u>1,747,492</u>	<u>52,130</u>

(Continued)

THE COUNTY COMMISSIONERS OF CARROLL COUNTY, MARYLAND
Schedule of Revenues, Expenditures, and Changes in Fund Balances – Budgetary Basis (Non-GAAP)
General Fund
For the Year Ended June 30, 2021

Schedule 1-1

	Budget Amounts		Actual Revenues	Variance with Final Budget
	Original Budget	Final Budget		
Charges for Services				
General Government				
Lien certificates	\$ 190,000	\$ 190,000	\$ 234,770	\$ 44,770
Data processing	2,000	2,000	2,587	587
Hearing fees-zoning appeals	15,000	15,000	19,800	4,800
Copy fees and code books	15,695	15,695	15,475	(220)
Health dept-telephone and janitorial	44,000	44,000	44,209	209
Returned Check Fees	-	-	3,924	3,924
Hearing fees - zoning administration	11,000	11,000	1,050	(9,950)
Total Serv Chrg - General Government	<u>277,695</u>	<u>277,695</u>	<u>321,815</u>	<u>44,120</u>
Public Safety				
Sheriff's services - salary recovery	33,710	33,710	28,005	(5,705)
Sheriff's services - fees	111,000	111,000	58,492	(52,508)
Sheriff's services - detention center	203,000	203,000	164,858	(38,142)
Inspection fees - roads	65,000	65,000	-	(65,000)
Inspections fees - development review	10,000	10,000	67,019	57,019
Detention center - commissary	45,000	45,000	63,225	18,225
Detention center - work release	45,000	45,000	4,451	(40,549)
Sheriff - Citations	8,000	8,000	14,400	6,400
Fire Protection Plan Review Fee	98,000	98,000	2,031	(95,969)
Sheriff - home detention	16,500	16,500	9,384	(7,116)
Juvenile transport	20,000	20,000	2,415	(17,585)
Sheriff's Sex Offender Fees	28,000	28,000	26,000	(2,000)
Sheriff - Training Academy	91,500	91,500	33,000	(58,500)
Total Serv Chrg - Public Safety	<u>774,710</u>	<u>774,710</u>	<u>473,280</u>	<u>(301,430)</u>
Public Works				
Road maintenance	110,000	110,000	58,729	(51,271)
Fuel reimbursements	600,000	600,000	396,245	(203,755)
Vehicle maintenance	415,000	415,000	309,041	(105,959)
Courthouse Annex-Rent/Heat	12,995	12,995	12,994	(1)
Development review fees	492,000	492,000	324,453	(167,547)
Total Serv Chrg - Public Works	<u>1,629,995</u>	<u>1,629,995</u>	<u>1,101,462</u>	<u>(528,533)</u>
Conservation of Natural Resources				
Stormwater/environment review fee	36,000	36,000	90,860	54,860
Engineering Review Fees	18,000	18,000	48,279	30,279
Flood plain review fees	2,000	2,000	1,500	(500)
Forest conservation review fee	18,000	18,000	45,528	27,528
Weed control spraying	71,580	71,580	86,560	14,980
Total Serv Chrg- Conservation of Natural Resources	<u>145,580</u>	<u>145,580</u>	<u>272,727</u>	<u>127,147</u>
Human Services				
Westminster Sr. Ctr. Classes	10,000	10,000	-	(10,000)
North Carroll Sr. Ctr. Classes	26,900	26,900	-	(26,900)
South Carroll Sr. Ctr. Classes	36,650	36,650	-	(36,650)
Taneytown Sr. Ctr. Classes	2,900	2,900	-	(2,900)
Mt. Airy Sr. Ctr. Classes	14,000	14,000	-	(14,000)
Total Serv Chrg - Human Services	<u>90,450</u>	<u>90,450</u>	<u>-</u>	<u>(90,450)</u>

(Continued)

THE COUNTY COMMISSIONERS OF CARROLL COUNTY, MARYLAND
Schedule of Revenues, Expenditures, and Changes in Fund Balances – Budgetary Basis (Non-GAAP)
General Fund
For the Year Ended June 30, 2021

Schedule 1-1

	Budget Amounts		Actual Revenues	Variance with Final Budget
	Original Budget	Final Budget		
Culture and Recreation				
Farm museum	\$ 185,300	\$ 185,300	\$ 32,251	\$ (153,049)
Piney Run Park	355,300	355,300	488,588	133,288
Bear Branch Programs	18,000	18,000	13,395	(4,605)
Hashawha environmental center	265,000	265,000	10,000	(255,000)
General public & school/youth programs	30,020	30,020	-	(30,020)
Outdoor school meals/concessions	171,500	171,500	21,427	(150,073)
Sports complex	84,204	84,204	65,548	(18,656)
Pavilion & facility rentals	65,600	65,600	84,847	19,247
Wine Festival	285,000	285,000	-	(285,000)
Dog Park memberships	8,000	8,000	15,840	7,840
Total Culture and Recreation	<u>1,467,924</u>	<u>1,467,924</u>	<u>731,896</u>	<u>(736,028)</u>
Total Charges for Services	<u>4,386,354</u>	<u>4,386,354</u>	<u>2,901,180</u>	<u>(1,485,174)</u>
Fines and Forfeits				
Circuit Court Fines	30,000	30,000	16,466	(13,534)
Liquor license fines	7,200	7,200	36,350	29,150
HS Fines/Violations	10,000	10,000	8,300	(1,700)
Civil Zoning Violation	-	-	8,450	8,450
Humane society impoundment fees	19,500	19,500	26,446	6,946
Building Code Inspection Violation	-	-	23,538	23,538
Parking violations-sheriff	348	348	-	(348)
Total Fines and Forfeits	<u>67,048</u>	<u>67,048</u>	<u>119,550</u>	<u>52,502</u>
Interest and gain on investments	755,088	755,088	167,281	(587,807)
Miscellaneous Revenues				
Rents and concessions	384,507	384,507	5,970,661	5,586,154
Utilities	-	-	46,622	46,622
Equipment sales	160,000	160,000	251,036	91,036
Postage	28,000	28,000	22,515	(5,485)
Aging Bus Cost Recovery	21,488	21,488	7,695	(13,793)
Pension Recovery	367,000	367,000	352,973	(14,027)
Health department	5,000	5,000	3,235	(1,765)
OPEB Recovery	483,000	483,000	443,282	(39,718)
State Retire Recovery	6,000	6,000	6,596	596
Sheriff Academy Recovery	-	-	9,148	9,148
Grant Indirect Cost Recovery	-	-	2,228,970	2,228,970
Fleet Cost Recovery	-	-	11,177	11,177
IT Cost Recovery	-	-	429	429
Jury Duty	-	-	63	63
Procurement Card Rebates	60,584	60,584	49,055	(11,529)
Baltimore Gas & Electric Rebates	-	-	10,340	10,340
Recovery Supp Svc Program	8,344	8,344	-	(8,344)
Advertising	7,000	7,000	10,500	3,500
Sale of Inventory	-	-	288,341	288,341
Miscellaneous	213,280	213,280	152,194	(61,086)
Total Miscellaneous Revenues	<u>1,744,203</u>	<u>1,744,203</u>	<u>9,864,832</u>	<u>8,120,629</u>
Total Revenues	<u>402,288,633</u>	<u>402,288,633</u>	<u>441,445,509</u>	<u>39,156,876</u>
Other financing resources				
Appropriated fund balance (Intrafund)	3,978,207	3,978,207	-	(3,978,207)
Transfers In (Interfund)	10,873,160	10,873,160	10,738,254	(134,906)
General obligation bonds	-	-	1,000,000	1,000,000
Refunding bonds issued	-	-	33,989,958	33,989,958
Bonds premium	-	-	3,016,084	3,016,084
Non-cash Note Proceeds (Issuance of GO Debt)	-	-	2,587,000	2,587,000
Total Other Financing Resources	<u>14,851,367</u>	<u>14,851,367</u>	<u>51,331,296</u>	<u>36,479,929</u>
Total Resources (Inflows)	<u>\$ 417,140,000</u>	<u>\$ 417,140,000</u>	<u>\$ 492,776,805</u>	<u>\$ 75,636,805</u>

(Continued)

THE COUNTY COMMISSIONERS OF CARROLL COUNTY, MARYLAND
Schedule of Revenues, Expenditures, and Changes in Fund Balances – Budgetary Basis (Non-GAAP)
General Fund
For the Year Ended June 30, 2021

Schedule 1-1

	Budget Amounts		Actual Expenditures	Variance with Final Budget
	Original Budget	Final Budget		
CHARGES TO APPROPRIATIONS (OUTFLOWS)				
Expenditures				
General Government				
County Commissioners				
County Commissioners	\$ 988,080	\$ 1,236,174	\$ 1,082,898	\$ 153,276
Audio/Video Production	184,240	272,254	271,325	929
Total County Commissioners	1,172,320	1,508,428	1,354,223	154,205
Carroll County Board of Elections	1,505,150	1,505,986	1,503,372	2,614
County Attorney	716,270	871,580	667,094	204,486
Comptroller				
Comptroller Administration	329,170	406,484	405,748	736
Accounting	1,081,040	1,445,078	1,374,988	70,090
Purchasing	390,620	502,144	429,681	72,463
Independent Post - Auditing	51,770	51,770	54,415	(2,645)
Bond Issuance Expense	218,460	218,460	147,665	70,795
Collections Office	1,221,890	1,425,936	1,215,935	210,001
Total Comptroller	3,292,950	4,049,872	3,628,432	421,440
Human Resources				
Human Resources Administration	882,180	1,343,372	1,256,095	87,277
Fringe Benefits	28,409,510	750,886	659,960	90,926
Personnel Services	149,180	225,769	196,019	29,750
Total Human Resources	29,440,870	2,320,027	2,112,074	207,953
Management and Budget				
Management and Budget Admin.	247,530	295,922	268,881	27,041
Risk Management	2,302,620	1,891,655	1,654,630	237,025
Budget	546,860	719,732	684,704	35,028
Grant Management	163,470	210,008	169,448	40,560
Total Management and Budget	3,260,480	3,117,317	2,777,663	339,654
Land Use, Planning & Development				
Land Use, Planning & Dev. Admin.	741,580	1,039,948	1,034,480	5,468
Comprehensive Planning	798,090	1,047,554	923,465	124,089
Development Review	493,450	675,526	663,516	12,010
Resources Management	703,270	1,068,162	1,093,983	(25,821)
Zoning Administrator	231,070	359,698	354,365	5,333
Total Land Use, Planning & Development	2,967,460	4,190,888	4,069,809	121,079
General Services				
Permits & Inspections	1,407,170	1,996,732	1,856,810	139,922
Building Construction	334,550	407,641	353,902	53,739
Facilities Administration	7,091,050	8,680,445	7,151,362	1,529,083
Facilities	4,450,110	4,601,179	1,753,551	2,847,628
Fleet Management	7,703,160	3,508,504	2,012,465	1,496,039
Total General Services	20,986,040	19,194,501	13,128,090	6,066,411
Technology Services				
Technology Services	4,631,260	5,332,086	5,090,830	241,256
Production/Distribution Service	434,120	522,354	422,287	100,067
Total Technology Services	5,065,380	5,854,440	5,513,117	341,323

(Continued)

THE COUNTY COMMISSIONERS OF CARROLL COUNTY, MARYLAND
Schedule of Revenues, Expenditures, and Changes in Fund Balances – Budgetary Basis (Non-GAAP)
General Fund
For the Year Ended June 30, 2021

Schedule 1-1

	Budget Amounts		Actual Expenditures	Variance with Final Budget
	Original Budget	Final Budget		
Miscellaneous				
Board of License Commissioners	\$ 86,340	\$ 101,967	\$ 86,692	\$ 15,275
Administrative Hearings	78,400	107,587	101,105	6,482
Property tax payments to municipalities	15,530	15,530	15,526	4
Permits and fee payments to municipalities	15,000	15,000	27,427	(12,427)
Liquor license payments to municipalities	25,000	25,000	30,105	(5,105)
Town programs	2,730,670	2,730,670	2,730,666	4
Total Miscellaneous	<u>2,950,940</u>	<u>2,995,754</u>	<u>2,991,521</u>	<u>4,233</u>
Total General Government	71,357,860	45,608,793	37,745,395	7,863,398
Public Safety				
Police Protection				
Detention Center	8,808,980	11,452,226	11,415,241	36,985
Sheriff Services Administration	3,147,120	4,196,795	4,184,052	12,743
Sheriff Services	11,428,940	18,193,626	18,082,431	111,195
Sheriff Training Academy	71,850	71,850	64,756	7,094
Total Police Protection	<u>23,456,890</u>	<u>33,914,497</u>	<u>33,746,480</u>	<u>168,017</u>
Fire Department				
Fire & EMS Administration	234,790	237,582	156,647	80,935
Volunteer Emergency Services Assoc.	8,507,700	8,905,700	8,905,700	-
EMS 24/7 Services	4,657,180	4,657,180	4,657,180	-
Total Fire Department	<u>13,399,670</u>	<u>13,800,462</u>	<u>13,719,527</u>	<u>80,935</u>
Emergency Services				
Emergency Service Operations	2,850,730	2,705,859	2,417,680	288,179
911 - Emergency Service	2,806,030	3,781,068	3,562,265	218,803
Total Emergency Services	<u>5,656,760</u>	<u>6,486,927</u>	<u>5,979,945</u>	<u>506,982</u>
Other Protection				
Animal Control	897,180	1,236,910	1,236,910	-
CC Advocacy & Investigation	23,370	23,757	22,698	1,059
LOSAP Funding	398,000	-	-	-
State aid-fire protection	389,000	389,000	395,617	(6,617)
Total Other Protection	<u>1,707,550</u>	<u>1,649,667</u>	<u>1,655,225</u>	<u>(5,558)</u>
Total Public Safety	44,220,870	55,851,553	55,101,177	750,376
Public Works				
Public Works-Administration	542,020	1,110,727	1,101,966	8,761
Transportation	141,670	144,938	9,688	135,250
Veterans Transit Services	125,300	166,361	90,481	75,880
Roads Operations	7,205,650	11,768,433	11,046,787	721,646
Traffic Control	356,000	356,000	338,580	17,420
Engineering-Design	330,590	475,266	463,975	11,291
Engineering-Construction Inspection	392,940	627,316	614,721	12,595
Storm Emergencies	2,167,160	2,167,160	2,048,364	118,796
Engineering	545,680	673,474	588,929	84,545
Engineering-Survey	258,190	359,620	327,581	32,039
Road Grant - Local	35,390	35,390	35,386	4
Total Public Works	<u>12,100,590</u>	<u>17,884,685</u>	<u>16,666,458</u>	<u>1,218,227</u>

(Continued)

THE COUNTY COMMISSIONERS OF CARROLL COUNTY, MARYLAND
Schedule of Revenues, Expenditures, and Changes in Fund Balances – Budgetary Basis (Non-GAAP)
General Fund
For the Year Ended June 30, 2021

Schedule 1-1

	Budget Amounts		Actual Expenditures	Variance with Final Budget
	Original Budget	Final Budget		
Health				
Health Department	\$ 3,601,730	\$ 3,601,730	\$ 3,601,730	\$ -
Family and Children's Services-DV	392,070	392,070	392,070	-
Change, Inc.	265,540	265,540	265,540	-
CCARC	270,800	270,800	270,800	-
Flying Colors of Success	46,640	46,640	46,640	-
Target, Inc.	270,800	270,800	270,800	-
Rape Crisis	168,630	168,630	168,630	-
Total Health	5,016,210	5,016,210	5,016,210	-
Human Services				
Social Services-Local Funds	20,000	20,000	20,000	-
Human Services	1,217,310	1,217,310	1,217,310	-
Not In Carroll	300,000	300,000	300,002	(2)
Citizen Services Administration	346,130	521,120	496,396	24,724
Youth Services Bureau	1,070,390	1,070,390	1,070,390	-
Recovery Support Services	411,940	411,940	56,460	355,480
Aging and Disabilities	1,249,680	1,781,810	1,526,213	255,597
Access Carroll	20,000	20,000	20,000	-
Mosaic Community Services	109,760	109,760	109,760	-
Total Human Services	4,745,210	5,452,330	4,816,531	635,799
Education				
CC Board of Education	198,407,702	198,407,702	198,924,586	(516,884)
Cable Regulatory Commission	164,600	164,600	164,600	-
Community Media Center	665,000	665,000	665,000	-
Community College - Direct Support	10,607,100	10,607,100	10,607,100	-
Community College - In-Kind Support	-	-	4,921,668	(4,921,668)
Community College - Adult Basic Education	284,040	284,040	284,040	-
Community College - Entrepreneurship	110,000	110,000	110,000	-
Total Education	210,238,442	210,238,442	215,676,994	(5,438,552)
Library	9,279,640	13,614,941	15,739,408	(2,124,467)
Culture and Recreation				
Recreation & Parks-Administration	419,180	581,935	576,589	5,346
Recreation	438,530	540,228	508,447	31,781
Piney Run	663,310	864,089	770,708	93,381
Hashawha	826,150	1,105,252	798,498	306,754
Farm Museum	942,810	1,136,569	782,744	353,825
Sports Complex	204,300	264,346	203,176	61,170
Historical Society	60,000	60,000	60,000	-
Homestead Museum	20,000	20,000	20,000	-
Total Culture and Recreation	3,574,280	4,572,419	3,720,162	852,257
Conservation of Natural Resources				
Agriculture Extension Service	515,080	515,080	504,900	10,180
Weed Control	101,980	101,980	62,549	39,431
Gypsy Moth Control	30,000	30,000	7,575	22,425
Soil Conservation Service	383,690	563,397	560,472	2,925
Total Conservation of Natural Resources	1,030,750	1,210,457	1,135,496	74,961

(Continued)

THE COUNTY COMMISSIONERS OF CARROLL COUNTY, MARYLAND
Schedule of Revenues, Expenditures, and Changes in Fund Balances – Budgetary Basis (Non-GAAP)
General Fund
For the Year Ended June 30, 2021

Schedule 1-1

	Budget Amounts		Actual Expenditures	Variance with Final Budget
	Original Budget	Final Budget		
Economic Development				
Economic Development-Administration	\$ 859,950	\$ 1,033,042	\$ 873,278	\$ 159,764
Econ Devl-Industrial Grants	850,000	850,000	848,390	1,610
Business & Employment Resource Center	197,240	276,135	195,423	80,712
Tourism	374,220	372,923	277,094	95,829
Total Economic Development	<u>2,281,410</u>	<u>2,532,100</u>	2,194,185	337,915
Judicial				
Volunteer Community Services	186,420	274,956	272,032	2,924
Circuit Court	2,216,710	2,790,089	2,766,185	23,904
Circuit Court Masters	412,870	562,883	560,573	2,310
State's Attorney	3,591,330	4,898,154	4,722,078	176,076
Orphans Court	61,640	61,640	57,723	3,917
Total Judicial	<u>6,468,970</u>	<u>8,587,722</u>	8,378,591	209,131
Reserve for Contingencies	4,411,483	4,813,488	-	4,813,488
Debt Service				
Debt service-County	23,712,520	23,712,520	23,259,371	453,149
Debt service-Board of Education	10,204,030	10,204,030	9,917,609	286,421
Total Debt Service	<u>33,916,550</u>	<u>33,916,550</u>	33,176,980	739,570
Total Expenditures	<u>408,642,265</u>	<u>409,299,690</u>	399,367,587	9,932,103
Other Financing Uses				
Payment to Escrow Agent	-	-	36,955,048	(36,955,048)
Transfers Out:				
Transfer to Capital Fund	3,924,925	3,924,925	3,924,925	-
Transfer to Special Revenue Funds - Grants	2,094,610	1,437,185	1,437,185	-
Transfer to Enterprise Funds	2,478,200	2,478,200	2,494,200	(16,000)
Total Other Financing Uses	<u>8,497,735</u>	<u>7,840,310</u>	44,811,358	(36,971,048)
Total charges to appropriations (outflows)	417,140,000	417,140,000	444,178,945	(27,038,945)
Net Change in Fund Balance	<u>\$ -</u>	<u>\$ -</u>	48,597,860	<u>\$ 48,597,860</u>
Fund Balance - beginning			132,535,068	
Fund Balance - ending			<u>\$ 181,132,928</u>	

THE COUNTY COMMISSIONERS OF CARROLL COUNTY, MARYLAND
Combining Balance Sheet
Non-Major Governmental Funds
June 30, 2021

Schedule 2-1

	Hotel Rental Tax Fund	Watershed Protection and Restoration Fund	Total
Assets			
Equity in pooled cash and investments	\$ 459,827	\$ 615,900	\$ 1,075,727
Accounts receivable	43,547	-	43,547
Due from other governmental funds	44,266	2,614	46,880
Total assets	<u>\$ 547,640</u>	<u>\$ 618,514</u>	<u>\$ 1,166,154</u>
Liabilities and fund balances			
Liabilities			
Accounts payable	\$ -	\$ 27,617	\$ 27,617
Due to other governmental funds	43,547	4,669	48,216
Accrued expenditures	-	18,932	18,932
Total liabilities	<u>43,547</u>	<u>51,218</u>	<u>94,765</u>
Fund Balances			
Restricted	504,093	-	504,093
Committed	-	567,296	567,296
Total Fund Balances	<u>504,093</u>	<u>567,296</u>	<u>1,071,389</u>
Total liabilities and fund balances	<u><u>\$ 547,640</u></u>	<u><u>\$ 618,514</u></u>	<u><u>\$ 1,166,154</u></u>

THE COUNTY COMMISSIONERS OF CARROLL COUNTY, MARYLAND
Combining Statement of Revenues, Expenditures, and Changes in Fund Balances
Non-Major Governmental Funds
For the Year Ended June 30, 2021

Schedule 2-2

	Hotel Rental Tax Fund	Watershed Protection and Restoration Fund	Total
Revenues			
Taxes:			
Local property	\$ -	\$ 2,409,650	\$ 2,409,650
Hotel rental tax	233,906	-	233,906
Intergovernmental revenues	-	204,372	204,372
Interest and gain/(loss) on investments	(35)	1,280	1,245
Total revenues	233,871	2,615,302	2,849,173
Expenditures			
Current:			
Conservation of natural resources	-	1,318,079	1,318,079
Debt service:			
Principal	-	823,830	823,830
Interest	-	536,953	536,953
Total expenditures	-	2,678,862	2,678,862
Other Financing Sources (Uses)			
Transfers out	(277,094)	-	(277,094)
Total Other Financing Sources (Uses)	(277,094)	-	(277,094)
Net change in fund balances	(43,223)	(63,560)	(106,783)
Fund balances - beginning	547,316	630,856	1,178,172
Fund balances - ending	\$ 504,093	\$ 567,296	\$ 1,071,389

THE COUNTY COMMISSIONERS OF CARROLL COUNTY, MARYLAND
Schedule of Revenues, Expenditures, and Change in Fund Balance - Budgetary Basis (Non-GAAP)
Hotel Rental Tax Fund
For the Year Ended June 30, 2021

Schedule 2-3

	Budgeted Amounts		Actuals	Variance with Final Budget
	Original	Final		
RESOURCES (INFLOWS)				
Revenues				
Hotel Rental Tax	\$ 412,000	\$ 412,000	\$ 233,906	\$ (178,094)
Interest and gain/(loss) on investments	-	-	(35)	(35)
Total revenues	412,000	412,000	233,871	(178,129)
Total Resources (Inflows)	412,000	412,000	233,871	(178,129)
CHARGES TO APPROPRIATIONS (OUTFLOWS)				
Other financing uses				
Transfers out	(412,000)	(412,000)	(277,094)	134,906
Total other financing uses	(412,000)	(412,000)	(277,094)	134,906
Total charges to appropriations (outflows)	(412,000)	(412,000)	(277,094)	134,906
Net change in fund balance	\$ -	\$ -	(43,223)	\$ (43,223)
Fund balance - beginning			547,316	
Fund balance - ending			\$ 504,093	

THE COUNTY COMMISSIONERS OF CARROLL COUNTY, MARYLAND
Schedule of Revenues, Expenditures, and Change in Fund Balance - Budgetary Basis (Non-GAAP)
Watershed Protection and Restoration Fund
For the Year Ended June 30, 2021

Schedule 2-4

	Budgeted Amounts		Actuals	Variance with Final Budget
	Original	Final		
RESOURCES (INFLOWS)				
Revenues				
Taxes:				
Local Property	\$2,409,650	\$2,409,650	\$2,409,650	\$ -
Intergovernmental revenues:				
Municipalities	110,970	110,970	204,372	93,402
Interest	18,000	18,000	1,280	(16,720)
Total revenues	<u>2,538,620</u>	<u>2,538,620</u>	<u>2,615,302</u>	<u>76,682</u>
Interfund Transfers In	233,740	233,740	-	(233,740)
Total Resources (Inflows)	<u>2,772,360</u>	<u>2,772,360</u>	<u>2,615,302</u>	<u>(157,058)</u>
CHARGES TO APPROPRIATIONS (OUTFLOWS)				
Expenditures				
Current:				
Conservation of Natural Resources	1,368,780	1,368,780	1,318,079	(50,701)
Debt service:				
Principal	823,850	823,850	823,830	(20)
Interest	579,730	579,730	536,953	(42,777)
Total expenditures	<u>2,772,360</u>	<u>2,772,360</u>	<u>2,678,862</u>	<u>(93,498)</u>
Total charges to appropriations (outflows)	<u>(2,772,360)</u>	<u>(2,772,360)</u>	<u>(2,678,862)</u>	<u>93,498</u>
Net change in fund balance	<u>\$ -</u>	<u>\$ -</u>	<u>(63,560)</u>	<u>\$ (63,560)</u>
Fund balance - beginning			630,856	
Fund balance - ending			<u>\$ 567,296</u>	

THE COUNTY COMMISSIONERS OF CARROLL COUNTY, MARYLAND
Combining Statement of Net Position
Non-Major Enterprise Funds
June 30, 2021

Schedule 3-1

	Septage	Firearms	Total
ASSETS			
Current assets:			
Equity in pooled cash and investments	\$ 834,652	\$ 345,726	\$ 1,180,378
Cash and cash equivalents	-	800	800
Accounts receivables, net	98,047	-	98,047
Total current assets	932,699	346,526	1,279,225
Noncurrent assets:			
Capital assets:			
Buildings	-	379,811	379,811
Improvements other than buildings	185,278	262,720	447,998
Autos, machinery, equipment	201,984	52,252	254,236
Construction in progress	3,647,648	-	3,647,648
Less accumulated depreciation	(379,540)	(273,580)	(653,120)
Total capital assets (net of accumulated depreciation)	3,655,370	421,203	4,076,573
Total assets	4,588,069	767,729	5,355,798
Deferred Outflows of Resources			
Deferred charge on refunding	-	-	-
Total deferred outflows of resources	-	-	-
Total assets and deferred outflows	\$ 4,588,069	\$ 767,729	\$ 5,355,798
LIABILITIES			
Current liabilities:			
Accounts payable	\$ 67,362	\$ 282	\$ 67,644
Accrued interest payable	110	-	110
Accrued expenses	-	2,000	2,000
Long-term liabilities due within one year:			
General obligation bonds payable	13,214	-	13,214
Compensated Absences	-	13,071	13,071
Total current liabilities	80,686	15,353	96,039
Total liabilities	80,686	15,353	96,039
NET POSITION			
Net investment in capital assets	3,642,156	421,203	4,063,359
Restricted for capital projects	-	3,040	3,040
Unrestricted	865,227	328,133	1,193,360
Total net position	\$ 4,507,383	\$ 752,376	\$ 5,259,759

THE COUNTY COMMISSIONERS OF CARROLL COUNTY, MARYLAND
Combining Statement of Revenues, Expenses and Changes in Fund Net Position
Non-Major Enterprise Funds
For the Year Ended June 30, 2021

Schedule 3-2

	Septage	Firearms	Total
Operating revenues:			
Charges for services	\$ 1,044,601	\$ 148,010	\$ 1,192,611
Total operating revenues	1,044,601	148,010	1,192,611
Operating expenses:			
Personal services	-	125,397	125,397
Contractual services	248,552	4,241	252,793
Materials and supplies	35,022	31,961	66,983
Rents and utilities	84,294	2,933	87,227
Miscellaneous	191,453	-	191,453
Depreciation	4,029	31,271	35,300
Total operating expenses	563,350	195,803	759,153
Operating income (loss)	481,251	(47,793)	433,458
Nonoperating revenues (expenses):			
Penalties and interest	5,460	1,211	6,671
Interest and fiscal charges	(1,045)	-	(1,045)
Total nonoperating revenues (expenses)	4,415	1,211	5,626
Change in net position	485,666	(46,582)	439,084
Total net position- beginning of year	4,021,717	798,958	4,820,675
Total net position- end of year	\$ 4,507,383	\$ 752,376	\$ 5,259,759

THE COUNTY COMMISSIONERS OF CARROLL COUNTY, MARYLAND
Combining Statement of Cash Flows
Non-Major Enterprise Funds
For the Year Ended June 30, 2021

Schedule 3-3

	Septage	Firearms	Total
CASH FLOWS FROM OPERATING ACTIVITIES			
Receipts from customers and users	\$ 1,074,483	\$ 148,010	\$ 1,222,493
Payments to suppliers and other funds	(601,309)	(41,576)	(642,885)
Payments to employees	-	(127,365)	(127,365)
Net cash provided (used) by operating activities	473,174	(20,931)	452,243
 CASH FLOWS FROM CAPITAL AND RELATED FINANCING ACTIVITIES			
Acquisition and construction of capital assets	(2,618,077)	(105,759)	(2,723,836)
Principal paid on capital debt	(13,117)	-	(13,117)
Interest paid on capital debt	(989)	-	(989)
Net cash used by capital and related financing activities	(2,632,183)	(105,759)	(2,737,942)
 CASH FLOWS FROM INVESTING ACTIVITIES			
Interest on investments and cash	5,460	1,211	6,671
Net cash provided by investing activities	5,460	1,211	6,671
Net increase (decrease) in cash and cash equivalents	(2,153,549)	(125,479)	(2,279,028)
Equity in pooled cash and investments at beginning of year	2,988,201	472,005	3,460,206
Equity in pooled cash and investments at end of year	\$ 834,652	\$ 346,526	\$ 1,181,178
 Reconciliation of Operating Income (loss) to net cash provided (used) by operating activities:			
Operating income (loss)	\$ 481,251	\$ (47,793)	\$ 433,458
Adjustments to reconcile operating income (loss) to net cash provided (used) by operating activities:			
Depreciation expense	4,029	31,271	35,300
Effect of changes in operating assets and liabilities:			
Accounts receivable	29,882	-	29,882
Compensated absences payable	-	2,077	2,077
Accounts payable and accrued expenses	(41,988)	(6,486)	(48,474)
Total adjustments	(8,077)	26,862	18,785
Net cash provided (used) by operating activities	\$ 473,174	\$ (20,931)	\$ 452,243

THE COUNTY COMMISSIONERS OF CARROLL COUNTY, MARYLAND
Combining Statement of Net Position
Internal Service Funds
June 30, 2021

Schedule 4-1

	Governmental Activities - Internal Service Funds					
	Health Benefits	Risk Management	Auto Damage	Insurance Deductibles	Workers' Compensation	Total
ASSETS						
Current assets:						
Equity in pooled cash and investments	\$ 18,824,322	\$ 371,280	\$ 567,537	\$ 109,411	\$ 7,187,279	\$ 27,059,829
Receivables, net	546,271	-	-	-	-	546,271
Prepaid expenses	36,146	-	-	-	-	36,146
Total current assets	<u>19,406,739</u>	<u>371,280</u>	<u>567,537</u>	<u>109,411</u>	<u>7,187,279</u>	<u>27,642,246</u>
Total assets	<u>\$ 19,406,739</u>	<u>\$ 371,280</u>	<u>\$ 567,537</u>	<u>\$ 109,411</u>	<u>\$ 7,187,279</u>	<u>\$ 27,642,246</u>
LIABILITIES						
Current liabilities:						
Accounts payable	\$ 423,696	\$ -	\$ -	\$ 389	\$ 13,482	\$ 437,567
Due to component units	2,200	-	-	-	-	2,200
Long-term liabilities due within one year:						
Unpaid claims	1,644,000	144,703	-	-	687,218	2,475,921
Total long-term due within one year	<u>1,644,000</u>	<u>144,703</u>	<u>-</u>	<u>-</u>	<u>687,218</u>	<u>2,475,921</u>
Total current liabilities	<u>2,069,896</u>	<u>144,703</u>	<u>-</u>	<u>389</u>	<u>700,700</u>	<u>2,915,688</u>
Noncurrent liabilities:						
Unpaid claims	16,606	1,462	-	-	2,929,721	2,947,789
Total noncurrent liabilities	<u>16,606</u>	<u>1,462</u>	<u>-</u>	<u>-</u>	<u>2,929,721</u>	<u>2,947,789</u>
Total liabilities	<u>2,086,502</u>	<u>146,165</u>	<u>-</u>	<u>389</u>	<u>3,630,421</u>	<u>5,863,477</u>
NET POSITION						
Unrestricted	17,320,237	225,115	567,537	109,022	3,556,858	21,778,769
Total net position	<u>\$ 17,320,237</u>	<u>\$ 225,115</u>	<u>\$ 567,537</u>	<u>\$ 109,022</u>	<u>\$ 3,556,858</u>	<u>\$ 21,778,769</u>

THE COUNTY COMMISSIONERS OF CARROLL COUNTY, MARYLAND
Combining Statement of Revenues, Expenses and Changes in Fund Net Position
Internal Service Funds
For the Year Ended June 30, 2021

Schedule 4-2

	Governmental Activities - Internal Service Funds					
	Health Benefits	Risk Management	Auto Damage	Insurance Deductibles	Workers' Compensation	Total
Operating revenues:						
Charges for services	\$ 18,040,353	\$ 26,321	\$ 88,037	\$ -	\$ 1,190,932	\$ 19,345,643
Total operating revenues	18,040,353	26,321	88,037	-	1,190,932	19,345,643
Operating expenses:						
Insurance claims	16,446,485	130,257	94,254	17,219	745,790	17,434,005
Total operating expenses	16,446,485	130,257	94,254	17,219	745,790	17,434,005
Operating income (loss)	1,593,868	(103,936)	(6,217)	(17,219)	445,142	1,911,638
Nonoperating						
revenues (expenses):						
Penalties and interest	63,278	-	-	-	-	63,278
Medicare Part D	275,836	-	-	-	-	275,836
Insurance Recovery	1,139,876	-	-	-	-	1,139,876
Total nonoperating revenues	1,478,990	-	-	-	-	1,478,990
(expenses)	3,072,858	(103,936)	(6,217)	(17,219)	445,142	3,390,628
Total net position - beginning of year	14,247,379	329,051	573,754	126,241	3,111,716	18,388,141
Total net position - end of year	\$ 17,320,237	\$ 225,115	\$ 567,537	\$ 109,022	\$ 3,556,858	\$ 21,778,769

THE COUNTY COMMISSIONERS OF CARROLL COUNTY, MARYLAND
Combining Statement of Cash Flows
Internal Service Funds
For the Year Ended June 30, 2021

Schedule 4-3

	Governmental Activities - Internal Service Funds					Total
	Health Benefits	Risk Management	Auto Damage	Insurance Deductibles	Workers' Compensation	
CASH FLOWS FROM OPERATING ACTIVITIES						
Receipts from customers and users	\$ 18,040,353	\$ 26,321	\$ 88,037	\$ -	\$ 1,190,932	\$ 19,345,643
Payments to suppliers	<u>(16,755,882)</u>	<u>(65,492)</u>	<u>(85,559)</u>	<u>(17,795)</u>	<u>(676,891)</u>	<u>(17,601,619)</u>
Net cash provided (used) by operating activities	1,284,471	(39,171)	2,478	(17,795)	514,041	1,744,024
CASH FLOWS FROM NONCAPITAL FINANCING ACTIVITIES						
Medicare Part D	<u>275,836</u>	<u>-</u>	<u>-</u>	<u>-</u>	<u>-</u>	<u>275,836</u>
Net cash provided by noncapital financing activities	275,836	-	-	-	-	275,836
CASH FLOWS FROM INVESTING ACTIVITIES						
Interest on investments and cash Insurance Recovery	63,278	-	-	-	-	63,278
	<u>1,139,876</u>	<u>-</u>	<u>-</u>	<u>-</u>	<u>-</u>	<u>1,139,876</u>
Net cash provided by investing activities	<u>1,203,154</u>	<u>-</u>	<u>-</u>	<u>-</u>	<u>-</u>	<u>1,203,154</u>
Net increase (decrease) in equity in pooled cash and investments	2,763,461	(39,171)	2,478	(17,795)	514,041	3,223,014
Equity in pooled cash and investments at beginning of year	<u>16,060,861</u>	<u>410,451</u>	<u>565,059</u>	<u>127,206</u>	<u>6,673,238</u>	<u>23,836,815</u>
Equity in pooled cash and investments at end of year	<u>\$ 18,824,322</u>	<u>\$ 371,280</u>	<u>\$ 567,537</u>	<u>\$ 109,411</u>	<u>\$ 7,187,279</u>	<u>\$ 27,059,829</u>
Reconciliation of Operating Income (Loss) to net cash provided (used) by operating activities:						
Operating income (loss)	<u>\$ 1,593,868</u>	<u>\$ (103,936)</u>	<u>\$ (6,217)</u>	<u>\$ (17,219)</u>	<u>\$ 445,142</u>	<u>\$ 1,911,638</u>
Adjustments to reconcile operating income (loss) to net cash provided (used) by operating activities:						
Effect of Changes in operating assets and liabilities:						
Accounts receivable	(535,845)	-	8,695	-	-	(527,150)
Prepaid expense	(36,146)	-	-	-	-	(36,146)
Accounts payable and accrued expenses	258,334	(5,900)	-	(576)	(1,398)	250,460
Unearned revenue	(10,531)	-	-	-	-	(10,531)
Claims liability	14,791	70,665	-	-	70,297	155,753
Total adjustments	<u>(309,397)</u>	<u>64,765</u>	<u>8,695</u>	<u>(576)</u>	<u>68,899</u>	<u>(167,614)</u>
Net cash provided (used) by operating activities	<u>\$ 1,284,471</u>	<u>\$ (39,171)</u>	<u>\$ 2,478</u>	<u>\$ (17,795)</u>	<u>\$ 514,041</u>	<u>\$ 1,744,024</u>

THE COUNTY COMMISSIONERS OF CARROLL COUNTY, MARYLAND
Combining Statement of Fiduciary Net Position
Trust Funds
June 30, 2021

Schedule 5-1

	Employee Pension Plan	Certified Law Officers Pension	LOSAP	Other Post Employment Benefits	Totals
ASSETS					
Equity in pooled cash and investments	\$ -	\$ -	\$ -	\$ 27,396	\$ 27,396
Prepaid Expenses	6,845	1,342	590	-	8,777
Investments, at fair value/net asset value:					
Short-term investments	972,394	593,260	489,865	-	2,055,519
Bond funds	29,762,863	5,812,515	2,699,663	1,914,357	40,189,398
Equity funds	91,483,763	17,714,402	8,150,324	-	117,348,489
Marketable securities	-	-	-	140,862,227	140,862,227
Real estate funds	9,589,331	1,713,304	-	13,567,904	24,870,539
Total investments	<u>131,808,351</u>	<u>25,833,481</u>	<u>11,339,852</u>	<u>156,344,488</u>	<u>325,326,172</u>
Total assets	<u>131,815,196</u>	<u>25,834,823</u>	<u>11,340,442</u>	<u>156,371,884</u>	<u>325,362,345</u>
LIABILITIES					
Accounts payable	<u>4,052</u>	<u>3,714</u>	<u>4,776</u>	<u>37,875</u>	<u>50,417</u>
Total liabilities	<u>4,052</u>	<u>3,714</u>	<u>4,776</u>	<u>37,875</u>	<u>50,417</u>
FIDUCIARY NET POSITION					
Restricted for:					
Pensions	\$ 131,811,144	\$ 25,831,109	\$ 11,335,666	\$ -	\$ 168,977,919
OPEB	-	-	-	156,334,009	156,334,009
Total fiduciary net position	<u>\$ 131,811,144</u>	<u>\$ 25,831,109</u>	<u>\$ 11,335,666</u>	<u>\$ 156,334,009</u>	<u>\$ 325,311,928</u>

THE COUNTY COMMISSIONERS OF CARROLL COUNTY, MARYLAND
Combining Statement of Changes in Fiduciary Net Position
Trust Funds
For the Year Ended June 30, 2021

Schedule 5-2

	Employee Pension Plan	Certified Law Officers Pension	LOSAP	Other Post Employment Benefits	Totals
ADDITIONS					
Contributions:					
Employer	\$ 2,979,740	\$ 1,333,810	\$ 398,000	\$ 12,461,510	\$ 17,173,060
Plan members	2,201,447	739,754	-	775,558	3,716,759
Total contributions	<u>5,181,187</u>	<u>2,073,564</u>	<u>398,000</u>	<u>13,237,068</u>	<u>20,889,819</u>
Investment earnings:					
Interest and dividends	-	-	-	2,577	2,577
Net increase in the fair value of investments	27,961,193	5,188,092	2,649,590	32,321,123	68,119,998
Total investment earnings	27,961,193	5,188,092	2,649,590	32,323,700	68,122,575
Less investment expense	(75,610)	(26,930)	(7,181)	(20,234)	(129,955)
Net investment earnings	<u>27,885,583</u>	<u>5,161,162</u>	<u>2,642,409</u>	<u>32,303,466</u>	<u>67,992,620</u>
Total additions	<u>33,066,770</u>	<u>7,234,726</u>	<u>3,040,409</u>	<u>45,540,534</u>	<u>88,882,439</u>
DEDUCTIONS					
Benefits and refunds paid to plan members and beneficiaries					
	3,070,674	364,115	1,016,328	6,664,218	11,115,335
Administrative expenses	54,465	15,434	16,050	2,590	88,539
Total deductions	<u>3,125,139</u>	<u>379,549</u>	<u>1,032,378</u>	<u>6,666,808</u>	<u>11,203,874</u>
Net increase in fiduciary net position	29,941,631	6,855,177	2,008,031	38,873,726	77,678,565
Fiduciary net position-beginning	101,869,513	18,975,932	9,327,635	117,460,283	247,633,363
Fiduciary net position-ending	<u>\$ 131,811,144</u>	<u>\$ 25,831,109</u>	<u>\$ 11,335,666</u>	<u>\$ 156,334,009</u>	<u>\$ 325,311,928</u>

THE COUNTY COMMISSIONERS OF CARROLL COUNTY, MARYLAND
Statement of Changes in Assets and Liabilities
Custodial Funds
For the Year Ended June 30, 2021

Schedule 5-3

<u>Carroll Cable Regulatory Commission</u>	<u>Balance</u> <u>July 1, 2020</u>	<u>Additions</u>	<u>Deductions</u>	<u>Balance</u> <u>June 30, 2021</u>
ASSETS				
Equity in pooled cash and investments	\$ 432,872	\$ 1,017,120	\$ 1,025,295	\$ 424,697
Total assets	<u>\$ 432,872</u>	<u>\$ 1,017,120</u>	<u>\$ 1,025,295</u>	<u>\$ 424,697</u>
LIABILITIES				
Accounts payable	\$ 12,866	\$ 497,423	\$ 419,802	\$ 90,487
NET POSITION	<u>420,006</u>	<u>519,697</u>	<u>605,493</u>	<u>334,210</u>
Total liabilities and net position	<u>\$ 432,872</u>	<u>\$ 1,017,120</u>	<u>\$ 1,025,295</u>	<u>\$ 424,697</u>

THE COUNTY COMMISSIONERS OF CARROLL COUNTY, MARYLAND
Schedule of Appropriations, Expenditures and Encumbrances - Budgetary Basis (Non-GAAP)
Capital Projects
For the Year Ended June 30, 2021

Schedule 6

Description	Governmental Activities				
	Total Appropriation	Prior Years Expenditures	Current Year Expenditures	Encumbered	Unexpended Appropriation
<u>4021</u> <u>General Government</u>					
8006 IT Sys Comp Replacement 03	\$ 2,920,666	\$ 1,885,800	\$ -	\$ 7,508	\$ 1,027,358
8199 Government Complex	7,000,000	4,019,348	2,448	-	2,978,204
8274 Records Management	461,800	397,850	-	-	63,950
8361 Voting Machines - Optical Scan	449,458	446,157	-	-	3,301
8451 Circuit Court - New Courtroom	2,820,000	2,790,391	-	-	29,609
8485 Piney Run Dam Repairs	98,791	95,081	-	-	3,710
8589 Courthouse Annex Renov	154,574	-	-	-	154,574
8590 Payroll/HR System Rplcmnt	1,000,000	806,045	33,866	60,178	99,911
8727 Charles Carroll Gym/Comm	4,150,000	658,660	23,350	44,678	3,423,312
8728 * Cty Bldg Acces System	904,983	712,203	139,876	48,681	4,223
8729 Courthouse MDEC Improv	143,000	97,445	-	-	45,555
8733 Piney Run Dam Temp Remedtn	330,000	-	-	-	330,000
8778 Generator Replacements	437,000	304,921	-	107,199	24,880
8817 Elections Pollbooks/Printers	452,000	-	1,672	-	450,328
8818 Facilities Asset Mgmt System	157,000	156,892	-	-	108
8849 Election Voting Equipment	605,000	-	-	-	605,000
9648 Computer System Improvements	14,830,732	12,379,473	420,999	17,297	2,012,963
9921 Parking Lot Overlays (Fr 9658)	2,832,435	2,087,425	246,829	-	498,181
9954 Cnty Bldg Systemic Renovations	9,660,201	7,806,439	805,376	47,447	1,000,939
9957 General Government Unallocated	155,891	-	-	-	155,891
Total	<u>49,563,531</u>	<u>34,644,130</u>	<u>1,674,416</u>	<u>332,988</u>	<u>12,911,997</u>
Total General Government	49,563,531	34,644,130	1,674,416	332,988	12,911,997
<u>4031</u> <u>Public Safety</u>					
8163 CC Public Safety Training Cntr	7,025,000	7,013,685	-	-	11,315
8166 Public Safety TC-Renovations	6,300,000	443,281	73,186	195,734	5,587,799
8480 PS Emergency Crisis Mgmt	275,000	173,875	-	-	101,125
8518 Humane Scty Parking Stormwater	300,000	825	-	-	299,175
8730 Emergency Services Pagers	280,000	94,473	-	-	185,527
8783 COB Fiber BU ENSB	180,414	179,497	-	-	917
8784 911 NW Phone Refresh ENSB	629,493	422,480	-	-	207,013
8819 Public Safety Emerg Comm Radio	1,624,000	700,428	881,363	-	42,209
8827 911 Security-ENSB	78,017	62,414	15,603	-	-
8850 Det Cntr Access Sys Replc	400,000	-	-	-	400,000
8855 ENSB-21/082 911 Refresh FY21	2,621,399	-	1,334,685	2,573,429	(1,286,715)
9022 Regional Water Supply	1,433,100	1,049,734	-	-	383,366
Total	<u>21,146,423</u>	<u>10,140,692</u>	<u>2,304,837</u>	<u>2,769,163</u>	<u>5,931,731</u>
Total Public Safety	21,146,423	10,140,692	2,304,837	2,769,163	5,931,731

(Continued)

THE COUNTY COMMISSIONERS OF CARROLL COUNTY, MARYLAND
Schedule of Appropriations, Expenditures and Encumbrances - Budgetary Basis (Non-GAAP)
Capital Projects
For the Year Ended June 30, 2021

Schedule 6

Description	Governmental Activities				Unexpended Appropriation
	Total Appropriation	Prior Years Expenditures	Current Year Expenditures	Encumbered	
<u>4041</u> <u>Highways & Streets</u>					
8308 Ridenour Way 08	\$ 20,000	\$ -	\$ -	\$ -	\$ 20,000
8318 Market Street Extended	2,491,005	1,208,005	-	-	1,283,000
8321 Ridge Road Improvements	160,600	138,366	-	-	22,234
8353 Londontown Blvd Improvements	3,015,000	80	-	-	3,014,920
8438 Windy Hills	81,000	2,100	-	-	78,900
8440 Pavement Management FY13	9,333,358	9,228,685	-	-	104,673
8494 Pooledale	10,500	-	-	-	10,500
8506 Gorsuch Rd Relocation	1,000,000	717,517	175,250	-	107,233
8511 Washington Rd-Sidewalk	143,000	44,200	980	-	97,820
8587 Safe Routes - Johnsville Rd	319,456	35,585	10,610	10,860	262,401
8609 Monroe Avenue	32,240	-	-	-	32,240
8626 Ramp and Sidewalk Upgrades	414,000	304,827	-	-	109,173
8629 Transportation/State Projects	834,990	-	-	-	834,990
8719 Pavement Mgmt Prog FY18	11,678,314	11,399,968	-	-	278,346
8751 John Pickett Road	1,164,236	1,124,183	-	32,218	7,835
8767 Pavement Mgmt Prog FY 19	12,234,003	8,896,177	181,095	28,744	3,127,987
8813 Pavement Mgmt FY20	12,660,000	1,233,996	7,527,629	2,551,149	1,347,226
8814 Pavement Preservation FY 20	1,114,000	60,604	1,053,396	-	-
8845 Pavement Mgmt FY21	13,370,999	-	1,258,760	9,336,129	2,776,110
8846 Pavement Pres FY21	1,150,000	-	1,059,510	-	90,490
9604 Ridge Road Relocation	50,000	3,102	-	-	46,898
9674 Highway Safety Improvements	1,122,338	1,049,445	27,662	7,457	37,774
9847 Small Drainage Structures	3,413,707	2,362,567	107,046	58,468	885,626
Total	75,812,746	37,809,407	11,401,938	12,025,025	14,576,376
<u>4043</u> <u>Bridges</u>					
8322 Babylon road over Silver Run	1,230,000	80,662	440	-	1,148,898
8323 McKinstry's Mill Rd/Sam's Creek	1,154,000	-	-	-	1,154,000
8332 Hughes Shop over Bear Branch	1,698,000	-	-	-	1,698,000
8383 Bixler's Church Rd/Big Pipe Cr	833,000	64,811	76,314	414,914	276,961
8384 Shepard Mill/Little Pipe Crk	3,990,400	58,658	12,526	-	3,919,216
8512 Cape Horn Rd	879,600	745,012	29,377	126,026	(20,815)
8588 Stone Chap Rd/Little Pipe Crk	922,000	-	-	-	922,000
8628 * Hollingsworth Rd/Unname Tributa	1,065,000	268,457	241,048	208,814	346,681
8722 Gaither Rd/S Brnch Patapsc	275,000	-	-	-	275,000
9684 Bridge Inspection & Inventory	638,105	473,613	10,820	74,309	79,363
9686 Clean & Paint Structural Steel	2,033,949	1,021,715	-	-	1,012,234
9882 Bridge Maint/Structural Repair	980,100	694,026	-	-	286,074
Total	15,699,154	3,406,954	370,525	824,063	11,097,612
<u>4044</u> <u>Storm Drains</u>					
8627 Strom Drain Rehabilitation	2,483,930	392,536	-	-	2,091,394
8769 Strom Drain Video Inspect	713,300	197,773	-	26,960	488,567
Total	3,197,230	590,309	-	26,960	2,579,961

(Continued)

THE COUNTY COMMISSIONERS OF CARROLL COUNTY, MARYLAND
Schedule of Appropriations, Expenditures and Encumbrances - Budgetary Basis (Non-GAAP)
Capital Projects
For the Year Ended June 30, 2021

Schedule 6

Description	Governmental Activities				Unexpended Appropriation
	Total Appropriation	Prior Years Expenditures	Current Year Expenditures	Encumbered	
<u>4049</u> <u>General Public Works</u>					
8718 Design Manual Update	\$ 250,000	\$ 143,936	\$ -	\$ 101,344	\$ 4,720
9902 Public Works-Unallocated	414,860	-	-	-	414,860
Total	664,860	143,936	-	101,344	419,580
Total Public Works	95,373,990	41,950,606	11,772,463	12,977,392	28,673,529
<u>4061</u> <u>Board of Education</u>					
8292 Open Space Classroom Enclosure	8,000,000	7,941,794	-	-	58,206
8348 Mt. Airy Middle School	19,498,660	19,378,462	-	-	120,198
8581 S. Carroll HS-Roof Rplcmnt	1,426,083	1,421,031	-	-	5,052
8583 Westminster HS-Roof Rplcmnt	1,253,993	1,244,450	-	-	9,543
8619 Career & Technology Ctr Replac	34,100,001	2,082,170	4,493,616	-	27,524,215
8620 FSK High Roof Replacement	992,777	858,758	130,093	-	3,926
8621 Friendship Valley Elm Roof Rep	479,036	478,536	-	-	500
8622 Piney Ridge Elem Roof Replacem	375,845	375,572	-	-	273
8623 Westminster High ElecEqu Repl	980,000	881,925	5,297	-	92,778
8710 HS Science Room Renov	2,864,500	2,072,876	150,944	-	640,680
8711 Sandymount HVAC Replace	2,031,153	2,011,153	8,643	-	11,357
8712 Carrolltwn Elem-Roof Rplc	1,394,000	551,249	-	-	842,751
8713 Elmer Wolfe Elem-Roof Rplc	1,064,281	1,063,896	-	-	385
8714 Robert Moton Elem-Roof Rplc	1,063,850	1,062,511	-	-	1,339
8715 Runnymede Elem-Roof Rplc	699,479	693,976	-	-	5,503
8721 Security Improvements BOE	1,000,000	935,525	(139,656)	-	204,131
8761 Infrastructure Renew BOE FY19	2,564,338	240,829	860,174	-	1,463,335
8762 Winfld Elem HVAC System Replc	4,334,650	400,110	1,660,340	-	2,274,200
8763 Linton Springs Elem-Roof Replc	913,000	868,788	-	-	44,212
8764 Sandymount Elem-Roof Replc	1,172,158	1,015,992	-	-	156,166
8809 Spring Garden Elem HVAC Replc	3,175,000	166,242	-	-	3,008,758
8810 Cranberry Station Roof Replc	895,900	15,800	613,387	-	266,713
8811 South Carroll HS Window Replc	155,000	45,488	-	-	109,512
8812 Westminster HS Window Replc	155,000	54,212	-	-	100,788
8852 East Middle School Replacement	4,547,000	-	1,782,416	-	2,764,584
8853 Winfield-Roof Replacement	1,170,000	-	18,040	-	1,151,960
9554 BOE-ADA Facility Improvements	1,504,684	1,504,591	-	-	93
9745 Relocatables	6,132,376	5,798,334	102,601	-	231,441
9746 BOE-General Roofing Repairs	2,022,936	1,358,370	9,500	-	655,066
9748 BOE-Paving	8,422,241	6,476,864	83,287	-	1,862,090
9792 BOE Technology Improvements	12,042,105	9,246,328	729,573	-	2,066,204
9850 School Construction-General	-	344,391	422,711	-	(767,102)
9974 HVAC-Improvement & Replacement	169,187	169	-	-	169,018
Total	126,599,233	70,590,392	10,930,966	-	45,077,875
<u>4062</u> <u>Community College</u>					
8517 CCC-Systemic Renovations	5,744,000	13,333	1,697,785	174,618	3,858,264
9782 Comm Coll-Technology	8,250,600	7,900,600	350,000	-	-
Total	13,994,600	7,913,933	2,047,785	174,618	3,858,264
Total Education	140,593,833	78,504,325	12,978,751	174,618	48,936,139

(Continued)

THE COUNTY COMMISSIONERS OF CARROLL COUNTY, MARYLAND
Schedule of Appropriations, Expenditures and Encumbrances - Budgetary Basis (Non-GAAP)
Capital Projects
For the Year Ended June 30, 2021

Schedule 6

Description		Governmental Activities				
		Total Appropriation	Prior Years Expenditures	Current Year Expenditures	Encumbered	Unexpended Appropriation
4071	<u>Recreation & Parks</u>					
8175	* Westminster Veterans Mem Park	\$ 2,853,596	\$ 1,599,266	\$ 1,029,782	\$ 180,947	\$ 43,601
8232	Park Restoration Fund	1,844,835	1,605,851	131,049	19,700	88,235
8233	Parkland Acq (POS) County	334,000	-	-	-	334,000
8439	* Winfield Property Project	320,129	278,179	41,950	-	-
8477	Union Mills Restoration	248,900	221,288	21,591	-	6,021
8632	Union Mills Main House Renovat	710,000	109,708	179,780	79,470	341,042
8701	Deer Park Extension	1,404,000	932,872	260,421	26,798	183,909
8725	Trail Development	17,410	4,485	-	-	12,925
8773	* Double Pipe Creek Boat Ramp	130,220	18,073	101,257	-	10,890
8776	Union Mills Wheel/Shaft Replc	291,000	-	-	-	291,000
8816	Sports Complex Lighting	963,000	426,093	156,740	27,560	352,607
8847	Gillis Falls Trail	767,000	-	98,108	69,009	599,883
8848	Kringold Park Phase II	400,000	-	475	199,263	200,262
9139	Recs & Parks/Local-Unallocated	74,566	-	-	-	74,566
9736	Town Fund	374,857	331,573	7,448	-	35,836
9925	Tot Lot Replacement	832,876	737,785	-	-	95,091
9926	Kringold Park	6,159,634	6,137,886	-	32,999	(11,251)
	Total	<u>17,726,023</u>	<u>12,403,059</u>	<u>2,028,601</u>	<u>635,746</u>	<u>2,658,617</u>
4072	<u>Farm Museum</u>					
8731	Farm Museum Bldg Renov	1,450,000	171,785	1,750	-	1,276,465
	Total	<u>1,450,000</u>	<u>171,785</u>	<u>1,750</u>	<u>-</u>	<u>1,276,465</u>
4076	<u>Self-Help Projects</u>					
8799	Mayeski Dugout SH19	5,735	4,246	1,489	-	-
8807	Jaycees Parl Infld Mix SH19	5,226	4,968	258	-	-
8808	Warriors Wrestling Mats SH19	11,110	11,110	-	-	-
8830	CC Arts Security System-SH20	9,616	-	9,616	-	-
8836	Memorial Park Fld Reno-SH20	23,945	19,931	4,014	-	-
8837	WMdl BB Backboards-SH20	3,453	3,200	253	-	-
8838	Bennett Cerf Fld Reno-SH20	10,496	10,496	-	-	-
8839	Winfld Ballfld Fence-SH20	22,188	21,250	938	-	-
8856	Charles Carroll BF Imprv SH21	2,085	-	2,085	-	-
8857	Cherrytown Rd Fld Imprv SH21	2,563	-	2,563	-	-
8858	Deer Park Soccer Goals SH21	2,438	-	2,438	-	-
8859	Roaring Park Fld Imprv SH21	3,860	-	3,860	-	-
8860	Sandymount Fall Fld Imprv SH21	2,895	-	2,895	-	-
8861	Hampstead Elem Fence SH21	8,565	-	8,565	-	-
8862	NC Wrestling Mats SH21	12,824	-	12,824	-	-
8863	Westminster Area Ballfld SH21	4,228	-	4,228	-	-
8864	Mayeski Ballfld Imprv SH21	8,239	-	8,239	-	-
8877	Deer Park Field Improv SH21	4,500	-	-	4,500	-
8878	Bark Hill Rugby Posts SH21	2,037	-	2,037	-	-
8879	Bennet Cerf DP Turf Repr SH21	3,880	-	3,880	-	-
8880	Kringold Solar Scoreboard SH21	12,415	-	-	11,826	589
8881	Winfield Park Benches SH21	4,172	-	-	-	4,172
8882	Mayeski Prk PressBoxDeck SH21	17,500	-	-	17,500	-
8883	Sandymount Sprng Fld Impr SH21	4,500	-	-	4,500	-
8884	Hmpstd Elem Shed pad/Fnce SH21	11,000	-	1,570	-	9,430
9735	Community Self Help	17,206	-	-	-	17,206
	Total	<u>216,676</u>	<u>75,201</u>	<u>71,752</u>	<u>38,326</u>	<u>31,397</u>
	Total Culture and Recreation	<u>19,392,699</u>	<u>12,650,045</u>	<u>2,102,103</u>	<u>674,072</u>	<u>3,966,479</u>

(Continued)

THE COUNTY COMMISSIONERS OF CARROLL COUNTY, MARYLAND
Schedule of Appropriations, Expenditures and Encumbrances - Budgetary Basis (Non-GAAP)
Capital Projects
For the Year Ended June 30, 2021

Schedule 6

Description	Governmental Activities				
	Total Appropriation	Prior Years Expenditures	Current Year Expenditures	Encumbered	Unexpended Appropriation
<u>4081</u> <u>Library/Senior Centers</u>					
8734 Westminster Library Bsmt	\$ 600,000	\$ -	\$ 600,000	\$ -	\$ -
9822 Library-Technology Improvements	4,380,900	3,821,173	143,148	-	416,579
Total	4,980,900	3,821,173	743,148	-	416,579
Total Library/Senior Centers	4,980,900	3,821,173	743,148	-	416,579
<u>4091</u> <u>Conservation & Open Space</u>					
9002 Land Bank	22,089,803	16,164,235	72,300	-	5,853,268
9007 Ag Land Preservation	175,846,971	161,577,796	7,108,946	-	7,160,229
9701 Infrastructure/Plan Studies	467,167	382,184	-	-	84,983
9702 Traffic Impact Studies/Develop	137,692	130,629	-	-	7,063
9851 Rural Legacy-Easement Purchase	26,538,271	24,952,514	1,370,116	-	215,641
9919 Soil Surveys	193,620	193,620	-	-	-
Total	225,273,524	203,400,978	8,551,362	-	13,321,184
<u>4092</u> <u>Water Resources</u>					
8294 Reservoir Development	14,390,566	9,299,507	-	-	5,091,059
8328 Environmental Compliance	1,419,500	381,668	-	-	1,037,832
Total	15,810,066	9,681,175	-	-	6,128,891
<u>4093</u> <u>Watershed Improvements</u>					
8523 Elderwood SWM/Oklahoma Ph4	2,539,752	2,535,843	3,909	-	-
8536 7 Langdon Property	3,261,793	1,356,724	1,787,404	269,336	(151,671)
8543 Willow Pond/Eden Farms	3,731,649	1,386,780	1,872,924	57,883	414,062
8595 Local Watershed Modeling	65,000	62,456	-	2,124	420
8606 6 Whispering Valley	1,127,958	664,295	240,142	88,826	134,695
8607 13 Merridale Gardens	1,419,028	1,291,150	-	-	127,878
8608 1 Roberts Mill Regional Pond	3,541,813	3,229,138	276,601	-	36,074
8690 Locust Street	134,313	51,074	31,981	1,080	50,178
8691 Restoration Research Grant	220,730	167,803	41,812	12,870	(1,755)
8736 Shiloh Middle School	1,086,841	824,215	260,912	18,547	(16,833)
8739 Tree Planting Fall 2017	162,000	86,214	3,526	-	72,260
8752 Mayberry Gun Club	1,965,576	167,684	430,864	1,373,783	(6,755)
8753 13 Prospect Road E/W Pond	2,040,000	38,652	861,716	247,880	891,752
8754 Dulaney Fill Site	405,940	343,667	62,263	-	10
8760 Hampstead Regional	13,000	10,088	-	-	2,912
8780 Central MD Facility 2	556,226	554,906	1,320	-	-
8781 Natural Filters Fund	200,000	51,926	101,902	5,434	40,738
8782 Greens of Westminster Sec6#2	839,986	45,667	747,255	12,816	34,248
8785 Woodsyde Estates	1,675,337	171,058	1,209,553	220,694	74,032

(Continued)

THE COUNTY COMMISSIONERS OF CARROLL COUNTY, MARYLAND
Schedule of Appropriations, Expenditures and Encumbrances - Budgetary Basis (Non-GAAP)
Capital Projects
For the Year Ended June 30, 2021

Schedule 6

Description	Governmental Activities				
	Total Appropriation	Prior Years Expenditures	Current Year Expenditures	Encumbered	Unexpended Appropriation
8786 1 Trevanion Terrace	\$ 1,235,083	\$ 87,124	\$ 23,339	\$ 1,108,000	\$ 16,620
8820 Stormwater Facility Reno FY20	-	197,702	(197,702)	10,070	(10,070)
8822 Pooledale Forest Bank	186,327	150,326	12,000	24,001	-
8823 IDA Mt Airy Stormwater	72,120	71,820	-	-	300
8824 Melstone Valley SWM Retrofit	75,000	36,545	27,165	-	11,290
8825 Hydes Quarry	60,000	40,094	3,583	-	16,323
8826 Piney Run Dam Spillway	500,000	246,148	141,348	146,259	(33,755)
8841 Brynwood	103,772	40,304	41,982	17,789	3,697
8842 Bevard Square	16,789	15,039	1,750	-	-
8854 Gillis Falls Tree Planting	209,636	-	177,845	25,245	6,546
8866 Hampstead Valley #4	99,880	-	28,914	-	70,966
8867 Sun Valley II	47,620	-	17,616	-	30,004
8868 NS SWM Facility Retrofit	23,643	-	21,740	-	1,903
8869 Hampstead Valley #1	77,590	-	17,569	-	60,021
8871 Roberts Field Restoration FY21	-	-	-	199,791	(199,791)
9920 Watershed Assessment & Improve	9,900,362	-	-	-	9,900,362
Total	<u>37,594,764</u>	<u>13,924,442</u>	<u>8,251,233</u>	<u>3,842,428</u>	<u>11,576,661</u>
<u>4094 Stormwater Renovations</u>					
8716 Stormwater Facility Renov FY21	237,261	-	-	-	237,261
8820 Stormwater Facility Reno FY20	234,930	-	170,862	-	64,068
8870 Carrollyn Manor #7	67,585	-	67,585	-	-
8872 Summers Hollow Renov FY21	910	-	910	-	-
8873 Ralph St Renov FY21	12,564	-	12,564	-	-
8874 Wilmot Renov FY21	5,100	-	5,100	-	-
8875 Stone Manor Renov FY20	44,870	-	26,872	-	17,998
8876 St. Georges Gate Renov FY20	40,200	-	31,226	-	8,974
8885 Cliper Hills Renov FY21	1,580	-	1,580	-	-
Total	<u>645,000</u>	<u>-</u>	<u>316,699</u>	<u>-</u>	<u>328,301</u>
Total Conservation of Natural Resources	<u>279,323,354</u>	<u>227,006,595</u>	<u>17,119,294</u>	<u>3,842,428</u>	<u>31,355,037</u>
<u>4021 Judicial</u>					
8779 State's Attorney Building	17,000,000	970,744	18,978	376,258	15,634,020
Total Judicial	<u>17,000,000</u>	<u>970,744</u>	<u>18,978</u>	<u>376,258</u>	<u>15,634,020</u>
Total Governmental Activities	<u>\$ 627,374,730</u>	<u>\$ 409,688,310</u>	<u>\$ 48,713,990</u>	<u>\$ 21,146,919</u>	<u>\$ 147,825,511</u>

* Completed CIP projects put into service during FY21

THE COUNTY COMMISSIONERS OF CARROLL COUNTY, MARYLAND
Schedule of Appropriations, Expenditures and Encumbrances - Budgetary Basis (Non-GAAP)
Capital Projects
For the Year Ended June 30, 2021

Schedule 6

Description	Business-type Activities				
	Total Appropriation	Prior Years Expenditures	Current Year Expenditures	Encumbered	Unexpended Appropriation
<u>Bureau of Utilities</u>					
6311 Water & Sewer Meters	\$ 6,371,629	\$ 5,411,866	\$ 848,495	\$ 65,884	\$ 45,384
6332 Tank Painting	3,498,032	1,175,670	702,283	365,814	1,254,265
6344 HW WTP-Effluent Chillers	2,436,967	621,844	-	-	1,815,123
6358 8-12-16 Mains/Hydraulic Loop	634,221	-	-	-	634,221
6359 Hydrant Replacement	2,052,350	1,751,165	173,728	-	127,457
6378 Relief Sewer No. 6	3,100,556	324,815	-	-	2,775,741
6382 Relief Sewer No. 10	2,585,800	2,453,227	50,655	24,675	57,243
6385 Sewer Study Update	1,573,000	1,079,752	43,146	26,849	423,253
6390 Sykesville Eleva W/Tank #6 04	62,000	-	-	-	62,000
6396 Utilities Control Center	-	-	2,199	-	(2,199)
6403 Sanitary Sewer Manhole Rehab	2,317,200	1,528,568	42,468	-	746,164
6409 FD Looping Monroe (Okla-Benn)	74,800	-	-	-	74,800
6418 North Pump Station Wet Well	3,040,000	452,619	1,067,912	1,074,119	445,350
6419 Freedom Waste Water TP-ENR	10,570,000	10,561,813	398	-	7,789
6421 Sanitary Sewer Main Lining	2,148,898	2,053,735	-	-	95,163
6422 * Gravity Sewer Main	2,230,400	1,703,360	37,690	-	489,350
6425 Water Main Loops FY12	1,777,872	55,092	157,175	127,592	1,438,013
6428 Water Main Blow-Off Replcmts	2,039,700	1,607,428	424,183	-	8,089
6429 Water Service Line Replacement	2,063,400	1,331,028	23,433	-	708,939
6430 Hampstead ENR Upgrade	22,180,110	16,315,531	4,277,491	1,875,920	(288,832)
6431 Sykesville Sewer Upgrade	5,145,000	-	258,626	439,068	4,447,306
6432 Asset Management System	200,000	190,733	-	1,149	8,118
6433 Bark Hill WTP-Improvements	194,000	93,567	-	-	100,433
6434 Freedom WTP-Membrance Fltr	1,493,250	706,289	23,554	-	763,407
6435 Freedom WTP-Sludge Press	285,000	-	-	-	285,000
6436 Piney Run Pump Station Imprv	365,000	335,779	593	486	28,142
6437 Stone Manor Pump Station Rehab	302,500	173,327	-	-	129,173
6441 Waters Edge Pump Station Rehab	260,000	109	111,563	67,920	80,408
6442 Roberts Fld Pump Station Rehab	198,000	122,694	-	-	75,306
6443 Standby Generator Replacement	547,550	330,790	57,352	-	159,408
6444 Freedom Sewer Rehab	747,885	612,990	59,552	-	75,343
6445 Freedom Wells/Connections	1,423,000	29,897	19,500	20,100	1,353,503
6446 Hampstead Sewer Rehab	627,885	446,845	41,225	28,480	111,335
6447 Hampstead WWTP Effluent Ln	2,668,000	429,723	1,232,092	304,647	701,538
6448 Sewer Pipe Repair/Replac	682,885	82,367	-	-	600,518
6449 Specifications & Design Update	82,500	28,048	23,976	14,671	15,805
6453 Sewer Grinder Install/Rehab	181,500	-	10,894	-	170,606
6454 Stream Bank Stabilization	99,000	37,780	1,137	13,403	46,680
6455 Warfield Cmplx W/S Rehab	700,000	93,474	284	-	606,242
6456 County Water Line Rehab/Replace	1,485,000	35,646	184,047	156,039	1,109,268
6457 Runnymede WWT Facility Rehab	28,000	-	23,146	154	4,700
6458 South Carroll WWT Facility Rehab	658,000	53,266	24,231	6,865	573,638
6461 County Sewer Line Rehab/Replc	481,000	-	62,501	11,210	407,289
6462 FWTP Equipment Replacement	500,000	-	-	-	500,000
6463 PV WWTP Rehab FY21	1,000,000	-	17,501	11,864	970,635
6464 Twn of Sykesville W/S Upgrade	900,000	-	-	-	900,000
Total	92,011,890	52,230,837	10,003,030	4,636,909	25,141,114

(Continued)

THE COUNTY COMMISSIONERS OF CARROLL COUNTY, MARYLAND
Schedule of Appropriations, Expenditures and Encumbrances - Budgetary Basis (Non-GAAP)
Capital Projects
For the Year Ended June 30, 2021

Schedule 6

Description	Business-type Activities				
	Total Appropriation	Prior Years Expenditures	Current Year Expenditures	Encumbered	Unexpended Appropriation
<u>Solid Waste</u>					
6520 Hoods Mill Remediation	\$ 1,173,035	\$ 944,429	\$ -	\$ -	\$ 228,606
6521 Northern Landfill Remediation	1,014,000	916,448	-	-	97,552
6528 John Owings LF Remediation	800,000	617,675	-	-	182,325
6537 Bark Hill Remediation/Maint	13,506	-	-	-	13,506
6541 CRF-Northern Landfill	103,704	13,172	99,140	-	(8,608)
Total	<u>3,104,245</u>	<u>2,491,724</u>	<u>99,140</u>	<u>-</u>	<u>513,381</u>
<u>Fiber Network</u>					
6603 CCFN Expansion	350,532	154,902	-	-	195,630
6604 CC Broadband Grant Program	400,000	36,844	122,985	-	240,171
6605 Broadband Feasibility Study	60,000	6,856	18,570	34,575	(1)
6607 ARP-Network Exp Garrett Rd	73,166	-	-	-	73,166
6608 ARP-Network Exp Halter Rd	95,249	-	-	-	95,249
6609 ARP-Network Exp Quantum	6,053	-	-	-	6,053
Total	<u>985,000</u>	<u>198,602</u>	<u>141,555</u>	<u>34,575</u>	<u>610,268</u>
<u>Septage</u>					
6704 Westminster Sept Screen/Grit	5,500,000	1,029,571	2,618,077	-	1,852,352
Total	<u>5,500,000</u>	<u>1,029,571</u>	<u>2,618,077</u>	<u>-</u>	<u>1,852,352</u>
<u>Airport</u>					
6818 Grounds & Facility Impr (9541)	474,680	382,564	12,960	-	79,156
6821 Airport Runway Extension	82,139,525	-	-	-	82,139,525
6823 Environmental Assess Re-eval	228,785	228,784	145	-	(144)
6825 Land Services AIP31	-	639,231	(111,696)	-	(527,535)
6826 Meadow Branch Rd Relocation	462,000	2,600	226,920	-	232,480
6827 Land Acquisition-Miller	5,055,248	5,063,583	-	-	(8,335)
6828 Airport AWOS Upgrade FY21	200,000	-	-	-	200,000
6829 AIP 34 Meadow Br Rd Design	-	-	3,150	-	(3,150)
Total	<u>88,560,238</u>	<u>6,316,762</u>	<u>131,479</u>	<u>-</u>	<u>82,111,997</u>
<u>Firearms</u>					
6904 Westminster Sept Screen/Grit	108,800	-	105,760	-	3,040
Total	<u>108,800</u>	<u>-</u>	<u>105,760</u>	<u>-</u>	<u>3,040</u>
Total Business-type Activities	<u>\$ 190,270,173</u>	<u>\$ 62,267,496</u>	<u>\$ 13,099,041</u>	<u>\$ 4,671,484</u>	<u>\$ 110,232,152</u>

* Completed CIP projects put into service during FY21

THE COUNTY COMMISSIONERS OF CARROLL COUNTY, MARYLAND
Schedule of Long-Term Indebtedness
Schedule by Source
June 30, 2021

Schedule 7

<u>Governmental Activities</u>	<u>Amount Outstanding July 1, 2020</u>	<u>New Debt Activity</u>	<u>Principal Payments For Year 2021</u>	<u>Amount Outstanding June 30, 2021</u>	<u>Interest Payments For Year 2021</u>
General Obligation Bonds					
Volunteer Fire Dept. Project-2005	\$ 190,000	\$ -	\$ 190,000	\$ -	\$ 11,756
General Obligation Refunding Bonds-Nov 2007	700,000	-	700,000	-	14,000
General Obligation Bonds-Oct 2010 Series D	12,743,493	-	12,743,493	-	271,427
General Obligation Bonds-2011	1,720,000	-	845,000	875,000	38,925
General Obligation Refunding Bonds-2012	4,697,074	-	3,366,716	1,330,358	150,684
General Obligation Bonds-2012	13,935,000	-	11,785,000	2,150,000	279,619
General Obligation Bonds-2013	17,965,000	-	13,960,000	4,005,000	488,512
General Obligation Refunding Bonds-2014	38,454,489	-	4,546,049	33,908,440	1,511,798
General Obligation Bonds- 2014	11,250,000	-	750,000	10,500,000	393,750
General Obligation Refunding Bonds-2015	3,795,035	-	1,267,195	2,527,840	126,457
General Obligation Bonds- 2015	22,225,000	-	1,440,000	20,785,000	798,081
General Obligation Refunding Bonds-2016	927,992	-	927,992	-	23,200
General Obligation Bonds- 2016	11,900,000	-	700,000	11,200,000	409,140
General Obligation Bonds- 2018	23,750,000	-	1,250,000	22,500,000	1,012,500
General Obligation Bonds- 2019 Series A	30,000,000	-	1,500,000	28,500,000	1,083,750
General Obligation Refunding Bonds-2019 Series A	28,272,184	-	2,296,661	25,975,523	1,284,676
General Obligation Refunding Bonds-2019 Series B	11,525,000	-	95,000	11,430,000	248,479
General Obligation Bonds- 2020 Series A	-	20,000,000	-	20,000,000	249,236
General Obligation Refunding Bonds-2020 Series A	-	9,634,958	-	9,634,958	171,549
General Obligation Refunding Bonds-2020 Series B	-	24,355,000	-	24,355,000	189,253
Total General Obligation Bonds	<u>234,050,267</u>	<u>53,989,958</u>	<u>58,363,106</u>	<u>229,677,119</u>	<u>8,756,792</u>
Farmers Home Administration					
Federal Loan - 1972	74,152	-	30,231	43,921	2,597
Federal Loan - 1974	50,990	-	10,263	40,727	1,861
Federal Loan - 1979	265,115	-	20,051	245,064	9,674
Total Farmers Home Administration	<u>390,257</u>	<u>-</u>	<u>60,545</u>	<u>329,712</u>	<u>14,132</u>
General Obligation Debt					
Installment Purchase Agreements FY 2002	396,000	-	-	396,000	21,937
Installment Purchase Agreements FY 2003	530,930	-	-	530,930	27,354
Installment Purchase Agreements FY 2004	100,000	-	-	100,000	4,937
Installment Purchase Agreements FY 2005	2,179,934	-	-	2,179,934	106,200
Installment Purchase Agreements FY 2006	1,346,000	-	-	1,346,000	62,012
Installment Purchase Agreements FY 2007	2,584,000	-	-	2,584,000	136,980
Installment Purchase Agreements FY 2009	1,013,914	-	-	1,013,914	60,835
Installment Purchase Agreements FY 2010	4,662,430	-	-	4,662,430	243,702
Installment Purchase Agreements FY 2011	13,115,500	-	-	13,115,500	786,930
Installment Purchase Agreements FY 2013	445,320	-	-	445,320	23,379
Installment Purchase Agreements FY 2014	3,475,344	-	-	3,475,344	182,456
Installment Purchase Agreements FY 2016	473,924	-	-	473,924	24,881
Installment Purchase Agreements FY 2017	1,303,000	-	-	1,303,000	65,150
Installment Purchase Agreements FY 2019	887,000	-	-	887,000	44,350
Installment Purchase Agreements FY 2020	1,024,000	-	-	1,024,000	51,200
Installment Purchase Agreements FY 2021	-	2,587,000	-	2,587,000	28,725
Total General Obligation Debt	<u>33,537,296</u>	<u>2,587,000</u>	<u>-</u>	<u>36,124,296</u>	<u>1,871,028</u>
Purchase Agreements					
Johnson Controls/SunTrust	193,402	-	193,402	-	4,073
Johnson Controls/AAIG	4,192,256	-	197,842	3,994,414	97,388
Total Purchase Agreements	<u>4,385,658</u>	<u>-</u>	<u>391,244</u>	<u>3,994,414</u>	<u>101,461</u>
Total Governmental Activities	<u>\$ 272,363,478</u>	<u>\$ 56,576,958</u>	<u>\$ 58,814,895</u>	<u>\$ 270,125,541</u>	<u>\$ 10,743,413</u>

THE COUNTY COMMISSIONERS OF CARROLL COUNTY, MARYLAND
Schedule of Long-Term Indebtedness
Schedule by Source
June 30, 2021

Schedule 7


<u>Business-type Activities</u>	<u>Amount Outstanding July 1, 2020</u>	<u>New Debt Activity</u>	<u>Principal Payments For Year 2021</u>	<u>Amount Outstanding June 30, 2021</u>	<u>Interest Payments For Year 2021</u>
General Obligation Bonds					
Bureau of Utilities					
General Obligation Bonds- 2010 Series D	\$ 8,912	\$ -	\$ 8,912	\$ -	\$ 190
General Obligation Refunding Bonds-Nov 2012	62,742	-	41,314	21,428	2,106
General Obligation Refunding Bonds-Nov 2014	4,328,741	-	480,283	3,848,458	159,719
General Obligation Refunding Bonds-Nov 2015	1,879,226	-	627,490	1,251,736	62,619
General Obligation Refunding Bonds-Nov 2016	8,513	-	8,513	-	213
General Obligation Refunding Bonds-Nov 2019 Series A	902,816	-	73,339	829,477	41,024
General Obligation Refunding Bonds-Nov 2020 Series A	-	6,738	-	6,738	120
Solid Waste Fund					
General Obligation Refunding Bonds-Nov 2014	81,770	-	18,667	63,103	6,208
General Obligation Refunding Bonds-Nov 2015	120,740	-	40,317	80,423	4,023
General Obligation Refunding Bonds-Nov 2016	13,846	-	13,846	-	348
Airport Fund					
General Obligation Bonds - 2001	220,000	-	110,000	110,000	7,810
General Obligation Refunding Bonds- 2010 Series D	17,595	-	17,595	-	375
General Obligation Refunding Bonds-Nov 2012	3,853	-	3,853	-	96
General Obligation Refunding Bonds-Nov 2016	9,649	-	9,649	-	241
Draw Down Bond - May 2019	4,802,001	-	-	4,802,001	128,046
General Obligation Refunding Bonds-Nov 2020 Series A	-	13,303	-	13,303	237
Septage Fund					
General Obligation Refunding Bonds- Nov 2012	26,331	-	13,117	13,214	989
Total General Obligation Bonds	<u>12,486,735</u>	<u>20,041</u>	<u>1,466,895</u>	<u>11,039,881</u>	<u>414,364</u>
Notes Payable- Bureau of Utilities					
Water Quality Loan - Maryland Department of the Environment - 2000	33,400	-	33,400	-	2,583
Total Notes Payable	<u>33,400</u>	<u>-</u>	<u>33,400</u>	<u>-</u>	<u>2,583</u>
Total Business-type Activities	<u>\$ 12,520,135</u>	<u>\$ 20,041</u>	<u>\$ 1,500,295</u>	<u>\$ 11,039,881</u>	<u>\$ 416,947</u>

THE COUNTY COMMISSIONERS OF CARROLL COUNTY, MARYLAND
Schedule of Investments for
Governmental Activities, Business Type Activities, and Trust Funds
June 30, 2021

Schedule 8

	Length (in Days)	Maturity Date	Rate (%)	Market Value	Totals
GOVERNMENTAL ACTIVITIES and BUSINESS TYPE ACTIVITIES					
Federal Farm Credit Bank	240	14-Feb-22	2.53	\$ 5,076,400	
Federal Farm Credit Bank	270	8-Apr-22	0.38	5,011,250	
Federal Farm Credit Bank	330	9-Jun-22	0.06	4,998,300	
Federal National Mortgage Association	600	6-Sep-22	1.38	10,147,300	
Federal Home Loan Mortgage Corporation	600	27-Jan-23	0.35	5,000,600	
Federal Farm Credit Bank	720	10-Feb-23	0.11	14,976,000	
Federal Farm Credit Bank	720	28-Jun-23	0.25	5,998,860	
Treasury Bonds	20 yrs	15-Nov-21	5.66	175,034	
Treasury Bonds	20 yrs	15-Aug-22	5.69	122,221	
Treasury Bonds	20 yrs	16-Aug-22	5.44	183,331	
Treasury Bonds	20 yrs	15-Nov-22	5.05	219,288	
Treasury Bonds	20 yrs	15-Aug-23	5.05	88,974	
Treasury Bonds	20 yrs	15-Nov-24	4.86	1,276,068	
Treasury Bonds	20 yrs	15-Nov-24	4.73	471,970	
Treasury Bonds	20 yrs	15-Aug-25	4.75	1,128,312	
Treasury Bonds	20 yrs	15-Nov-26	4.93	1,669,109	
Treasury Bonds	20 yrs	15-Feb-27	4.72	1,047,904	
Treasury Bonds	20 yrs	15-Aug-29	4.36	2,314,708	
Treasury Strips	20 yrs	15-Nov-21	5.83	75,990	
Treasury Strips	20 yrs	15-Aug-22	5.92	34,957	
Treasury Strips	20 yrs	15-Aug-22	5.78	62,890	
Treasury Strips	20 yrs	15-Nov-22	5.39	100,761	
Treasury Strips	20 yrs	15-Aug-23	5.42	20,877	
Treasury Strips	8 yrs	15-May-24	4.39	844,701	
Treasury Strips	20 yrs	15-Nov-24	4.99	749,622	
Treasury Strips	20 yrs	15-Nov-25	4.76	427,936	
Treasury Strips	20 yrs	15-Nov-26	4.95	277,242	
Treasury Strips	20 yrs	15-Feb-27	4.73	187,982	
Treasury Strips	20 yrs	15-May-29	4.42	96,270	
Treasury Strips	20 yrs	15-Aug-29	4.55	678,134	
Treasury Strips	20 yrs	15-Nov-29	4.76	565,118	
Treasury Strips	20 yrs	15-Feb-30	4.76	1,143,191	
Treasury Strips	20 yrs	15-Feb-30	4.61	234,148	
Treasury Strips	20 yrs	15-May-30	4.11	1,657,722	
Treasury Strips	20 yrs	15-Aug-30	3.90	1,907,262	
Treasury Strips	20 yrs	15-Nov-30	4.44	2,317,972	
Treasury Strips	20 yrs	15-May-31	4.46	2,362,629	
Treasury Strips	20 yrs	15-May-31	4.33	3,006,982	
Treasury Strips	20 yrs	15-Nov-32	2.91	364,727	
Treasury Strips	20 yrs	15-Nov-33	3.88	2,478,233	
Treasury Strips	20 yrs	15-Feb-34	3.69	297,016	
Treasury Strips	20 yrs	15-Nov-35	2.90	359,669	
Treasury Strips	20 yrs	15-Aug-36	2.44	971,673	
Treasury Strips	20 yrs	15-Aug-38	3.23	624,271	
Treasury Strips	20 yrs	15-Feb-40	1.89	691,128	
Treasury Strips	20 yrs	15-May-40	1.33	771,071	
Treasury Strips	20 yrs	15-Feb-41	2.21	774,684	
Treasury Strips	20 yrs	15-Feb-41	2.36	170,053	
State and Local Government Series	15 yrs	15-May-24	---	51,000	
Maryland Local Government Investment Pool	---	---	0.03	132,655,702	
Maryland Local Government Investment Pool	---	---	0.03	16,359,719	
Maryland Local Government Investment Pool	---	---	0.03	8,173,489	
Maryland Local Government Investment Pool	---	---	0.03	172,728	
Branch Banking & Trust-Money Rate Savings	---	---	0.05	15,001,021	\$ 256,574,199
TRUST FUNDS					
<u>Pension - Wilmington Trust Employee Pension Account</u>				131,808,351	
<u>Other postemployment benefits (OPEB)</u>					
Maryland Local Government Investment Pool-OPEB				1,914,357	
Wilmington Trust Master OPEB Investment Trust				154,430,131	
<u>LOSAP - Wilmington Trust LOSAP account</u>				11,339,852	
<u>Law Officer's Pension - Wilmington Trust Law Officer's Pension Account</u>				25,833,481	325,326,172
TOTAL INVESTMENTS				<u>\$ 581,900,371</u>	

Statistical Section





THE COUNTY COMMISSIONERS OF CARROLL COUNTY, MARYLAND
Statistical Section
June 30, 2021

STATISTICAL SECTION INDEX

This part of Carroll County’s Annual Comprehensive Financial Report presents detailed information as a context for understanding what the information in the financial statements, note disclosures, and required supplementary information say about the County’s overall financial health.

<u>Contents</u>	<u>Page(s)</u>
Financial Trends These tables contain trend information to help the reader understand how the County’s financial performance and well-being have changed over time.	182 - 191
Revenue Capacity These tables contain information to help the reader assess the County’s most significant local revenue sources and property tax.....	192 - 194
Debt Capacity These tables contain information to help the reader assess the affordability of the County’s current levels of outstanding debt and the County’s ability to issue additional debt in the future.	195 - 198
Economic and Demographic Information These tables offer economic and demographic indicators to help the reader understand the environment within which the County’s financial activities take place.....	199 - 200
Operating Information These tables contain service and infrastructure data to help the reader understand how the information in the County’s financial report relates to the services the County provides and the activities it performs.	201 - 209

Sources: Unless otherwise noted, the information in these schedules is derived from the Annual Comprehensive Financial Reports for the relevant year.

THE COUNTY COMMISSIONERS OF CARROLL COUNTY, MARYLAND
Net Position by Component
Last Ten Fiscal Years
(accrual basis of accounting)

Table 1

	2021	2020	2019	2018	2017	2016	2015	2014	2013	2012
Governmental Activities										
Net Investment in										
Capital Assets	\$ 212,512,817	\$ 206,611,333	\$ 222,253,555	\$ 233,149,740	\$ 219,328,550	\$ 204,983,963	\$ 218,185,521	\$ 204,437,083	\$ 211,465,620	\$ 215,928,941
Restricted	8,716,041	8,249,560	1,371,176	1,656,014	7,570,022	8,145,020	1,765,563	7,792,322	8,354,576	6,438,836
Unrestricted	<u>44,029,453</u>	<u>(47,883,095)</u>	<u>(87,552,776)</u>	<u>(121,872,358)</u>	<u>(37,546,612)</u>	<u>(36,637,182)</u>	<u>(54,174,614)</u>	<u>(44,518,647)</u>	<u>(50,148,292)</u>	<u>(45,963,471)</u>
Total Governmental										
Activities Net Position	<u>265,258,311</u>	<u>166,977,798</u>	<u>136,071,955</u>	<u>112,933,396</u>	<u>189,351,960</u>	<u>176,491,801</u>	<u>165,776,470</u>	<u>167,710,758</u>	<u>169,671,904</u>	<u>176,404,306</u>
Business-Type Activities										
Net Investment in										
Capital Assets	141,667,607	134,990,965	124,684,920	121,243,644	120,456,503	116,560,509	111,957,714	102,696,222	103,109,748	102,205,828
Restricted	17,131,985	18,099,353	16,919,975	18,003,426	22,964,201	20,607,431	25,663,794	22,938,152	17,019,197	12,503,774
Unrestricted	<u>(20,922,411)</u>	<u>(16,498,324)</u>	<u>(8,918,256)</u>	<u>(10,052,181)</u>	<u>(16,635,238)</u>	<u>(11,089,051)</u>	<u>(12,222,927)</u>	<u>1,599,083</u>	<u>(4,118,863)</u>	<u>(3,535,427)</u>
Total Business-Type										
Activities Net Position	<u>137,877,181</u>	<u>136,591,994</u>	<u>132,686,639</u>	<u>129,194,889</u>	<u>126,785,466</u>	<u>126,078,889</u>	<u>125,398,581</u>	<u>127,233,457</u>	<u>116,010,082</u>	<u>111,174,175</u>
Primary government										
Net Investment in										
Capital Assets	354,180,424	341,602,298	346,938,475	354,393,384	339,785,053	321,544,472	330,143,235	307,133,305	314,575,368	318,134,769
Restricted	25,848,026	26,348,913	18,291,151	19,659,440	30,534,223	28,752,451	27,429,357	30,730,474	25,373,773	18,942,610
Unrestricted	<u>23,107,042</u>	<u>(64,381,419)</u>	<u>(96,471,032)</u>	<u>(131,924,539)</u>	<u>(54,181,850)</u>	<u>(47,726,233)</u>	<u>(66,397,541)</u>	<u>(42,919,564)</u>	<u>(54,267,155)</u>	<u>(49,498,898)</u>
Total Primary Government										
Net Position	<u>\$ 403,135,492</u>	<u>\$ 303,569,792</u>	<u>\$ 268,758,594</u>	<u>\$ 242,128,285</u>	<u>\$ 316,137,426</u>	<u>\$ 302,570,690</u>	<u>\$ 291,175,051</u>	<u>\$ 294,944,215</u>	<u>\$ 285,681,986</u>	<u>\$ 287,578,481</u>

Fiscal year 2012 was restated to reflect unearned revenue.

Fiscal year 2014 was restated to reflect a correction to net Investment in Capital Assets.

Fiscal year 2014 and prior have not been restated for GASB 68 and 71.

Fiscal year 2015 was restated to reflect a correction to unrestricted net position.

Fiscal year 2017 and prior have not been restated for GASB 75

Fiscal year 2018 reflects GASB 75

Source: Carroll County Department of the Comptroller.

THE COUNTY COMMISSIONERS OF CARROLL COUNTY, MARYLAND
Changes in Net Position
Last Ten Fiscal Years
(accrual basis of accounting)

Table 2

	2021	2020	2019	2018	2017	2016	2015	2014	2013	2012
Expenses										
Governmental Activities:										
General government	\$ 30,554,428	\$ 51,183,364	\$ 44,014,893	\$ 49,091,984	\$ 42,244,881	\$ 41,378,683	\$ 49,409,874	\$ 57,641,753	\$ 74,177,030	\$ 75,568,819
Public safety	51,437,655	59,895,296	57,309,536	53,943,920	51,691,641	45,677,379	43,979,786	42,220,945	36,029,829	37,356,463
Public works	31,833,205	32,037,398	34,537,476	37,119,065	33,927,901	31,583,099	38,511,223	35,383,930	29,857,345	28,764,355
Health	5,056,187	5,054,923	4,939,055	4,777,495	4,654,075	4,400,381	4,280,644	4,504,233	4,546,895	4,666,495
Human services	17,385,037	16,187,454	16,159,258	15,042,717	14,679,925	14,032,995	6,875,694	1,234,170	1,208,120	1,204,489
Education	228,655,745	221,758,339	218,771,767	209,899,157	201,927,058	196,452,853	191,534,142	192,529,402	192,972,220	186,244,744
Culture and recreation	4,741,342	5,672,058	6,293,510	5,861,997	6,298,819	4,992,787	4,637,178	2,617,282	3,208,030	3,418,694
Library	16,491,115	15,769,487	15,151,289	14,351,288	14,808,509	14,452,299	14,145,909	13,909,531	13,150,071	11,540,245
Conservation of natural resources	18,707,579	15,851,219	13,334,949	9,048,557	10,167,939	12,140,369	8,936,174	11,395,342	5,116,229	4,701,163
Economic development	13,275,253	4,399,990	4,949,297	4,674,029	3,851,580	4,234,039	4,822,656	6,723,025	4,572,817	2,239,352
Judicial	9,859,511	10,753,106	8,851,355	8,570,786	8,455,090	8,670,838	7,283,903	6,222,691	-	-
Interest on long-term debt	8,217,237	9,603,235	9,937,714	10,578,974	10,996,087	12,894,133	11,851,872	12,506,841	12,347,384	13,401,465
Total Governmental Activities Expenses	436,214,294	448,165,869	434,250,099	422,959,969	403,703,505	390,909,855	386,269,055	386,889,145	377,185,970	369,106,284
Business-Type Activities:										
Bureau of Utilities	14,004,675	12,725,030	13,277,968	11,076,640	11,588,148	11,600,209	11,046,657	11,328,410	10,801,048	11,090,468
Solid Waste	10,568,261	8,956,514	7,719,428	10,461,256	8,784,687	9,996,571	9,550,820	6,319,530	12,108,283	8,727,891
Airport	938,929	984,310	1,036,829	778,732	861,147	823,047	733,816	800,811	689,380	1,769,112
Septage	563,350	654,014	692,424	669,343	594,277	629,136	604,130	536,068	489,064	532,369
Firearms	195,803	178,741	152,490	118,906	128,986	113,399	106,373	100,324	97,706	92,935
Fiber Network	1,346,433	1,328,155	1,281,917	1,274,314	1,321,618	1,116,618	1,230,506	673,718	733,785	540,436
Total Business-Type Activities Expenses	27,617,451	24,826,764	24,161,056	24,379,191	23,278,863	24,278,980	23,272,302	19,758,861	24,919,266	22,753,211
Total Primary Government Expenses	\$ 463,831,745	\$ 472,992,633	\$ 458,411,155	\$ 447,339,160	\$ 426,982,368	\$ 415,188,835	\$ 409,541,357	\$ 406,648,006	\$ 402,105,236	\$ 391,859,495

(Continued)

THE COUNTY COMMISSIONERS OF CARROLL COUNTY, MARYLAND
Changes in Net Position
Last Ten Fiscal Years
(accrual basis of accounting)

Table 2

	2021	2020	2019	2018	2017	2016	2015	2014	2013	2012
Program Revenues										
Governmental Activities:										
Charges for Services:										
General government	\$ 16,643,491	\$ 10,997,286	\$ 12,223,474	\$ 11,619,455	\$ 11,742,589	\$ 11,743,274	\$ 17,670,046	\$ 14,450,607	\$ 14,820,757	\$ 7,466,568
Public safety	2,767,481	2,843,059	2,216,229	2,046,103	1,918,271	2,665,141	1,950,898	1,836,510	1,891,508	2,048,892
Public works	4,811,878	1,879,919	1,376,526	2,046,814	1,306,602	3,491,642	216,246	1,781,862	1,559,051	1,588,668
Health	3,235	4,102	5,288	7,037	3,284	5,391	6,684	55,405	58,946	124,065
Human Services	7,819	77,402	102,552	95,469	84,722	79,675	86,275	6,600	6,600	6,600
Education	-	-	300,000	-	-	-	-	257,816	480,685	487,464
Culture and recreation	896,192	1,278,467	1,494,523	2,024,348	2,072,530	1,867,103	1,621,589	832,906	928,603	1,008,187
Conservation of natural resources	272,727	149,596	315,297	167,989	128,111	86,209	41,587	-	-	-
Economic development	-	-	-	-	-	-	-	525,158	-	-
Judicial	16,466	22,690	30,218	-	-	-	-	-	-	-
Operating Grants and Contributions	39,709,735	19,094,094	16,963,132	15,996,293	21,016,535	14,740,101	16,502,681	16,136,623	16,116,178	16,372,579
Capital Grants and Contributions	15,979,850	11,694,330	8,248,296	6,362,421	6,005,593	5,339,545	7,396,017	8,372,841	3,282,495	6,177,426
Total Governmental Activities										
Program Revenues	81,108,874	48,040,945	43,275,535	40,365,929	44,278,237	40,018,081	45,492,023	44,256,328	39,144,823	35,280,449
Program Revenues										
Business-Type Activities:										
Charges for Services:										
Bureau of Utilities	\$ 12,155,336	\$ 11,246,583	\$ 10,597,228	\$ 10,797,227	\$ 10,578,433	\$ 10,359,334	\$ 10,233,000	\$ 8,906,129	\$ 8,490,173	\$ 8,630,730
Solid Waste	8,218,383	7,414,234	7,267,063	7,017,892	7,056,454	6,327,333	6,637,638	6,801,739	7,243,944	7,307,108
Airport	920,723	828,412	868,336	825,813	792,059	763,759	727,987	649,572	650,660	675,683
Septage	1,044,601	1,102,810	1,207,602	1,176,001	913,330	1,134,701	946,123	710,536	682,663	608,688
Firearms	148,010	129,951	140,821	141,344	157,720	150,087	153,687	148,106	145,699	126,696
Fiber Network	241,040	247,194	246,225	233,054	212,142	116,613	37,558	7,619,387	-	-
Capital Grants and Contributions	3,982,163	6,693,643	4,289,501	2,707,232	1,972,009	2,581,093	1,970,091	2,933,307	2,012,594	2,073,793
Total Business-Type Activities										
Program Revenues	26,710,256	27,662,827	24,616,776	22,898,563	21,682,147	21,432,920	20,706,084	27,768,776	19,225,733	19,422,698
Total Primary Government										
Program Revenues	107,819,130	75,703,772	67,892,311	63,264,492	65,960,384	61,451,001	66,198,107	72,025,104	58,370,556	54,703,147
Net (Expense)/Revenue										
Governmental Activities	(355,105,420)	(400,124,924)	(390,974,564)	(382,594,040)	(359,425,268)	(350,891,774)	(340,777,032)	(342,632,817)	(338,041,147)	(333,825,835)
Business-Type Activities	(907,195)	2,836,063	455,720	(1,480,628)	(1,596,716)	(2,846,060)	(2,566,218)	8,009,915	(5,693,533)	(3,330,513)
Total Primary Government Net Expense	(356,012,615)	(397,288,861)	(390,518,844)	(384,074,668)	(361,021,984)	(353,737,834)	(343,343,250)	(334,622,902)	(343,734,680)	(337,156,348)

(Continued)

THE COUNTY COMMISSIONERS OF CARROLL COUNTY, MARYLAND
Changes in Net Position
Last Ten Fiscal Years
(accrual basis of accounting)

Table 2

	2021	2020	2019	2018	2017	2016	2015	2014	2013	2012
General Revenues and Other Changes in Net Assets										
Governmental Activities:										
Taxes:										
Property taxes	\$ 226,764,509	\$ 218,894,050	\$ 213,573,818	\$ 207,878,588	\$ 201,438,220	\$ 199,281,166	\$ 195,465,262	\$ 197,220,873	\$ 203,601,066	\$ 208,296,512
Income tax	209,319,980	191,376,929	176,127,555	164,543,703	149,896,467	146,049,675	144,994,220	131,714,052	118,168,038	121,921,970
Recordation	19,360,209	14,840,846	13,703,195	13,923,538	14,241,331	14,093,918	11,888,637	10,576,850	8,520,674	7,612,907
Admission and amusement tax	274,088	251,253	356,490	355,088	351,742	387,725	353,937	262,098	296,890	379,990
Agricultural transfer tax	272,853	268,174	296,242	221,063	179,416	143,429	59,558	365,510	159,227	24,977
Hotel tax	233,906	306,978	366,550	332,518	324,144	315,319	284,101	309,992	298,498	284,602
State shared, unrestricted	-	-	-	-	-	-	-	948,717	620,224	724,807
Gain (loss) on sale of capital asset	37,075	68,685	(34,064)	2,507,859	-	-	-	-	-	-
Investment earnings	(1,687,094)	-	-	-	-	-	-	-	-	-
Miscellaneous, unrestricted	1,272,607	6,170,082	5,080,311	720,169	(968,894)	4,171,190	2,068,767	1,721,180	3,048,631	782,346
Transfer of asset from component unit	-	-	-	-	9,442,491	-	-	-	-	-
Transfers	(2,462,200)	(1,146,230)	(2,784,820)	(3,627,110)	(2,619,490)	(2,835,317)	(325,053)	(2,447,601)	(4,312,006)	(12,980,697)
Total Governmental Activities	453,385,933	431,030,767	406,685,277	386,855,416	372,285,427	361,607,105	354,789,429	340,671,671	330,401,242	327,047,414
Business-Type Activities:										
Investment earnings and miscellaneous, unrestricted	(269,818)	(88,303)	196,000	(8,787)	(363,434)	672,988	404,594	756,859	383,547	582,930
Gain on sale of capital asset	-	11,365	55,210	271,728	47,237	18,063	1,695	9,000	3,677	-
Transfers	2,462,200	1,146,230	2,784,820	3,627,110	2,619,490	2,835,317	325,053	2,447,601	4,312,006	12,980,697
Total Business-Type Activities	2,192,382	1,069,292	3,036,030	3,890,051	2,303,293	3,526,368	731,342	3,213,460	4,699,230	13,563,627
Total Primary Government	455,578,315	432,100,059	409,721,307	390,745,467	374,588,720	365,133,473	355,520,771	343,885,131	335,100,472	340,611,041
Governmental Activities	98,280,513	30,905,843	15,710,713	4,261,376	12,860,159	10,715,331	14,012,397	(1,961,146)	(7,639,905)	(6,778,421)
Business-Type Activities	1,285,187	3,905,355	3,491,750	2,409,423	706,577	680,308	(1,834,876)	11,223,375	(994,303)	10,233,114
Total Primary Government	\$ 99,565,700	\$ 34,811,198	\$ 19,202,463	\$ 6,670,799	\$ 13,566,736	\$ 11,395,639	\$ 12,177,521	\$ 9,262,229	\$ (8,634,208)	\$ 3,454,693

Note:
Fiscal year 2012 was restated to reflect GASB standards. Fiscal year 2014 was restated to reflect a correction to Net Investments in Capital Assets. Fiscal year 2015 reflects the reclassification of activities by functions and was restated to reflect a correction to net position. Fiscal year 2017 and prior have not been restated for GASB 75. Fiscal Year 2018 reflects GASB 75. Beginning fiscal year 2021, investment earnings and miscellaneous, unrestricted revenues are now reported as separate line items.

Source: Carroll County Department of the Comptroller.

THE COUNTY COMMISSIONERS OF CARROLL COUNTY, MARYLAND
Fund Balances, Governmental Funds
Last Ten Fiscal Years
(modified accrual basis of accounting)

Table 3

	2021	2020	2019	2018	2017	2016	2015	2014	2013	2012
General Fund (1)										
Nonspendable	\$ 26,744,860	\$ 27,200,674	\$ 29,251,857	\$ 23,910,613	\$ 27,548,663	\$ 26,668,918	\$ 29,004,124	\$ 29,209,160	\$ 29,140,848	\$ 27,853,715
Restricted	34,381,471	34,935,452	30,361,623	27,610,117	29,656,499	30,926,309	27,423,603	26,052,436	23,584,205	25,272,233
Committed	23,709,217	20,940,467	20,940,467	20,562,903	21,402,103	20,820,350	20,398,120	19,825,000	19,765,000	19,777,263
Assigned	60,024,125	14,152,749	23,445,409	29,273,812	20,383,343	22,580,717	18,458,967	22,035,700	16,264,913	20,946,437
Unassigned	30,309,391	30,358,968	13,551,159	3,955,334	14,529,685	10,840,140	7,628,502	6,922,173	16,132,542	14,827,375
Total General Fund	175,169,064	127,588,310	117,550,515	105,312,779	113,520,293	111,836,434	102,913,316	104,044,469	104,887,508	108,677,023
Capital Projects Fund										
Restricted	6,992,860	7,087,381	-	-	5,708,337	7,518,934	292,775	-	-	-
Assigned	33,273,845	32,192,740	19,779,928	10,755,574	17,903,635	24,235,426	29,083,530	36,834,193	40,629,996	37,134,531
Total Capital Projects Fund	40,266,705	39,280,121	19,779,928	10,755,574	23,611,972	31,754,360	29,376,305	36,834,193	40,629,996	37,134,531
Grant Fund (1)										
Nonspendable	491,268	491,892	-	-	-	-	-	-	-	-
Restricted	1,219,088	614,863	-	-	-	-	-	-	-	-
Assigned	830,366	842,432	-	-	-	-	-	-	-	-
Total Grant Fund	2,540,722	1,949,187	-	-	-	-	-	-	-	-
Non-Major Governmental Funds:										
Special Revenues Fund										
Nonspendable	-	-	446,299	471,337	436,096	-	-	-	-	-
Restricted	504,093	547,316	1,371,176	1,656,014	1,737,516	626,086	1,472,788	1,543,563	1,159,415	2,227,030
Committed	567,296	630,856	233,739	237,213	109,396	672,372	2,203,593	1,606,331	1,275,957	911,792
Assigned	-	-	1,255,987	1,036,685	1,222,426	1,608,421	821,612	-	-	-
Total Non-Major Governmental Funds	1,071,389	1,178,172	3,307,201	3,401,249	3,505,434	2,906,879	4,497,993	3,149,894	2,435,372	3,138,822
Total Governmental Funds- as restated	\$ 219,047,880	\$ 169,995,790	\$ 140,637,644	\$ 119,469,602	\$ 140,637,699	\$ 146,497,673	\$ 136,787,614	\$ 144,028,556	\$ 147,952,876	\$ 148,950,376
Unassigned General Fund Balance as a Percentage of General Fund Expenditures	7.6%	7.6%	3.4%	1.0%	3.8%	2.9%	2.5%	2.4%	5.2%	4.8%

Note:

(1) Major fund effective FY 2020. Data included in Non-Major Governmental Funds for years 2019 and prior.

FY 2014 there was a change in law of how unassigned fund balanced must be used. Part of what would have gone to unassigned is now assigned for future fiscal years.

FY 2015 was restated to reflect corrections in fund balances.

Source: Carroll County Department of the Comptroller.

THE COUNTY COMMISSIONERS OF CARROLL COUNTY, MARYLAND
Local Tax Revenues by Source, Governmental Funds
Last Ten Fiscal Years
(modified accrual basis of accounting)

Table 4

Fiscal Year	Property Taxes	Income Tax	Recordation Tax	Amusement Tax	911 Service Fees-Tax	Other Tax	Total
2012	\$ 203,601,066	\$ 127,249,915	\$ 8,520,674	\$ 296,890	\$ 1,037,075	\$ 1,718,042	\$ 342,423,662
2013	197,727,477	127,555,768	10,021,395	288,173	1,028,501	1,751,744	338,373,058
2014	195,528,915	131,659,596	10,576,850	262,098	1,039,244	2,065,786	341,132,489
2015	194,029,688	139,356,969	11,888,637	353,937	1,089,823	1,912,584	348,631,638
2016	199,281,166	148,005,117	14,093,918	387,725	1,092,094	676,830	363,536,850
2017	201,438,220	150,118,290	14,241,331	351,742	1,087,610	743,637	367,980,830
2018	207,878,588	153,469,703	13,923,538	355,088	1,113,242	1,721,258	378,461,417
2019	213,573,818	169,051,411	13,703,195	356,490	1,082,654	3,804,880	401,572,448
2020	218,894,050	172,211,973	14,840,846	251,253	1,766,038	3,527,136	411,491,296
2021	226,764,509	197,095,934	19,360,209	274,088	1,755,923	4,444,367	449,695,030
Change 2011-2020	11.4%	54.9%	127.2%	-7.7%	69.3%	158.7%	31.3%

In fiscal year 2012, real property tax rate reduced from \$1.048 to \$1.028 per \$100 of assessed value.
 In fiscal year 2013, real property tax rate reduced from \$1.028 to \$1.018 per \$100 of assessed value.
 In fiscal year 2012, personal property tax rate reduced from \$2.62 to \$2.57 per \$100 of assessed value.
 In fiscal year 2013, personal property tax rate reduced from \$2.57 to \$2.545 per \$100 of assessed value.
 In fiscal year 2014, personal property tax rate reduced from \$2.545 to \$2.515 per \$100 of assessed value.
 Effective January 1, 2015 income tax rate reduced from 3.04% to 3.03% of taxable income.

THE COUNTY COMMISSIONERS OF CARROLL COUNTY, MARYLAND
Statement of Revenues, Expenditures, and Changes in Fund Balances
Governmental Funds
Last Ten Fiscal Years
(modified accrual basis of accounting)

Table 5

	2021	2020	2019	2018	2017	2016	2015	2014	2013	2012
REVENUES										
Taxes-Local (see Table 4)	\$ 449,695,030	\$ 411,491,296	\$ 401,572,448	\$ 378,461,417	\$ 367,980,830	\$ 363,536,850	\$ 348,631,638	\$ 341,132,489	\$ 338,373,058	\$ 342,423,662
Taxes-State Shared	-	-	-	-	-	-	-	952,204	1,635,475	1,236,284
Impact fees	-	-	-	-	-	-	184,605	206,711	295,755	1,575,933
Licenses and permits	3,788,359	3,171,169	3,275,526	3,261,620	3,246,094	3,033,852	1,600,930	1,475,869	1,518,884	1,382,219
Intergovernmental revenues	50,248,649	27,317,586	21,848,760	20,238,674	23,652,734	19,316,866	20,290,637	22,898,130	18,978,536	15,316,915
Charges for services	3,263,978	3,527,565	4,167,675	4,588,277	4,441,836	4,167,021	4,445,797	4,576,701	4,732,420	4,810,478
Fines and forfeits	127,366	65,604	67,574	84,772	71,866	78,600	99,840	92,532	95,487	92,355
Interest and gain (loss) on investments	(1,424,382)	6,484,206	5,406,228	1,039,686	(553,815)	4,597,299	2,477,109	2,225,527	(829,835)	6,800,763
Miscellaneous revenues	11,791,278	8,429,586	8,960,211	13,440,184	8,871,778	9,383,285	9,808,553	10,054,257	5,840,925	3,758,082
Total revenues	517,490,278	460,487,012	445,298,422	421,114,630	407,711,323	404,113,773	387,539,109	383,614,420	370,640,705	377,396,691
EXPENDITURES										
Current:										
General government	44,160,229	40,315,994	38,804,946	38,073,831	36,360,819	37,065,282	44,974,142	60,974,579	63,738,334	69,611,957
Public safety	60,356,072	55,356,862	54,466,560	49,747,964	47,902,706	44,211,285	42,721,116	41,484,155	35,585,271	35,914,325
Public works	19,542,433	17,212,097	19,855,587	19,173,156	19,112,586	17,986,907	17,139,292	13,275,887	9,565,709	8,831,776
Health	5,016,210	5,016,637	4,900,923	4,744,737	4,645,058	4,400,381	4,269,673	4,301,492	4,307,983	4,494,155
Human services	17,353,178	16,092,305	16,151,094	15,020,196	14,707,376	14,017,504	6,855,878	1,232,576	1,199,706	1,185,304
Education	215,676,994	214,833,383	210,021,400	204,307,227	198,300,740	191,621,893	186,866,867	185,008,583	180,570,971	173,557,501
Library	15,747,968	15,437,448	14,771,512	14,326,002	14,249,443	14,084,487	13,687,211	13,417,275	11,000,246	8,497,632
Culture and recreation	3,939,156	4,265,594	4,466,599	4,516,760	4,537,030	4,236,257	4,182,624	1,759,651	2,721,536	2,569,590
Conservation of natural resources	2,515,207	2,619,139	2,454,853	2,289,856	2,283,698	2,084,571	2,000,988	966,448	856,440	839,957
Economic development	13,286,572	4,206,503	4,795,262	4,425,636	3,628,423	4,004,475	4,586,843	6,484,527	4,324,885	1,970,523
Judicial	9,679,337	9,702,649	8,901,404	8,559,556	8,593,930	8,710,327	7,310,970	-	-	-
Capital outlay	48,739,369	40,973,405	38,314,144	32,950,028	30,421,723	36,972,429	41,331,365	48,515,249	33,646,285	30,304,655
Debt service:										
Principal	23,809,182	25,810,225	27,166,668	27,831,485	29,138,572	28,171,532	28,145,359	26,984,558	25,641,361	27,087,742
Interest	10,728,581	11,470,196	11,844,073	12,431,581	13,207,594	13,339,242	13,339,130	13,656,778	13,646,029	14,154,056
Total expenditures	490,550,488	463,312,437	456,915,025	438,398,015	427,089,698	420,906,572	417,411,458	418,061,758	386,804,756	379,019,173
Excess (deficiency) of revenues over (under) expenditures	26,939,790	(2,825,425)	(11,616,603)	(17,283,385)	(19,378,375)	(16,792,799)	(29,872,349)	(34,447,338)	(16,164,051)	(1,622,482)
OTHER FINANCING SOURCES (USES)										
Transfers in	16,100,364	17,238,285	15,673,942	18,822,137	16,676,294	20,549,077	22,733,370	24,670,471	26,836,782	21,745,757
Transfers out	(18,562,564)	(18,374,515)	(18,458,762)	(22,449,247)	(19,491,898)	(25,232,077)	(23,058,423)	(25,978,861)	(35,484,572)	(26,057,763)
Refunding bonds issued	33,989,958	39,797,184	-	-	6,138,284	6,015,081	52,576,682	4,524,000	16,220,345	9,873,957
Redemption of bonds	(36,955,048)	(45,143,266)	-	-	(6,524,948)	(6,727,641)	(59,780,169)	(4,478,621)	(19,357,902)	(11,299,208)
Bonds issued	20,000,000	30,000,000	25,000,000	-	14,000,000	28,000,000	15,000,000	26,000,000	21,460,000	18,750,000
Bonds premium	5,175,372	8,780,522	1,930,937	-	1,302,370	3,145,496	8,549,374	2,480,740	5,152,394	2,756,696
Issuance of debt-long-term notes	2,587,000	1,024,000	887,000	-	1,303,000	473,924	4,536,852	3,475,344	445,320	-
Total other financing sources (uses)	22,335,082	33,322,210	25,033,117	(3,627,110)	13,403,102	26,223,860	20,557,686	30,693,073	15,272,367	15,769,439
Net change in fund balances	\$ 49,274,872	\$ 30,496,785	\$ 13,416,514	\$ (20,910,495)	\$ (5,975,273)	\$ 9,431,061	\$ (9,314,663)	\$ (3,754,265)	\$ (891,684)	\$ 14,146,957
Debt Service as a percentage of Noncapital Expenditures	7.3%	8.3%	8.7%	9.4%	10.3%	10.2%	10.4%	10.2%	10.3%	9.9%

Source: Carroll County Department of the Comptroller.

THE COUNTY COMMISSIONERS OF CARROLL COUNTY, MARYLAND
Statement of Expenditures, Governmental Funds
General Fund Expenditures
Last Ten Fiscal Years
(modified accrual basis of accounting)

Table 6

	2021	2020	2019	2018	2017	2016	2015	2014	2013	2012
EXPENDITURES										
Governmental Funds - General Fund										
Salaries & Wages	\$ 48,309,958	\$ 49,094,973	\$ 47,834,846	\$ 45,331,963	\$ 43,506,874	\$ 41,979,116	\$ 40,236,082	\$ 39,501,680	\$ 37,736,885	\$ 36,179,523
Fringe Benefits - Employer Share	37,970,554	38,154,944	35,956,401	33,216,631	33,612,163	33,690,422	32,238,853	32,172,769	15,658,414	15,251,920
Total Personal Services	86,280,512	87,249,917	83,791,247	78,548,594	77,119,037	75,669,538	72,474,935	71,674,449	53,395,299	51,431,443
Business / Conference Expenses	92,011	207,842	331,369	288,078	277,373	263,018	178,484	140,166	128,429	127,636
Overtime Expenses	51,700	14,316	51,178	58,675	41,489	39,525	62,251	57,055	25,945	18,014
Total Travel - Business/Conferences	143,711	222,158	382,547	346,753	318,862	302,543	240,735	197,221	154,374	145,650
Maintenance & Repair	3,569,166	3,964,426	4,541,007	3,792,512	2,705,648	2,543,860	2,262,826	1,809,466	1,822,436	2,194,514
Maintenance Agreements	1,702,640	1,815,803	1,583,196	1,251,069	1,399,031	1,145,071	1,039,882	1,034,868	968,659	1,223,823
Vendor Services	2,976,048	3,108,941	3,065,323	2,878,905	2,901,733	2,601,979	2,628,414	2,442,001	2,685,103	2,440,013
Health & Medical Services	1,227,993	1,081,872	1,076,184	1,042,997	1,022,268	1,005,202	1,069,216	983,305	919,872	931,307
Legal Services	70,199	143,980	196,093	392,243	227,789	160,844	146,318	169,364	135,227	100,429
Professional Services	708,306	904,412	798,786	409,092	706,403	819,907	819,907	619,363	478,381	396,005
Training Services	214,572	302,061	259,449	278,543	242,927	199,287	169,033	137,000	131,549	91,068
Total Contractual Services	10,468,924	11,321,495	11,520,038	10,045,361	9,205,799	8,443,873	8,135,596	7,195,367	7,141,227	7,377,159
Rents	1,164,096	769,163	1,191,659	962,419	832,346	1,460,527	1,170,780	1,054,247	658,739	548,970
Utilities	3,247,727	3,412,518	3,601,320	3,713,033	3,530,344	2,969,786	3,120,196	3,660,551	3,487,043	3,788,192
Communications	1,220,240	1,172,539	1,172,539	1,148,447	1,258,004	1,111,979	1,176,584	1,082,615	1,050,854	1,016,231
Total Rent & Utilities	5,632,063	5,269,472	5,965,518	5,823,899	5,620,694	5,542,292	5,467,560	5,797,413	5,196,636	5,353,393
Office Supplies & Materials	440,341	545,352	532,237	497,894	543,861	606,796	472,396	448,812	428,447	445,195
Food Supplies	460,020	499,866	517,521	516,213	542,572	494,624	531,714	518,065	476,778	474,049
Personnel / Safety Equip-Supply	375,654	366,779	417,749	424,760	477,387	370,355	341,716	319,329	347,482	308,268
General Operating Supplies	2,975,808	1,888,302	3,956,414	3,864,228	3,479,615	2,971,245	4,460,148	3,250,766	2,590,801	2,337,947
Fuels & Lubricants	1,340,501	1,332,552	1,781,199	1,833,992	1,779,600	1,902,930	2,168,148	2,477,859	2,189,409	2,145,135
Vehicle Maintenance Materials	2,240,290	1,544,346	1,907,758	1,745,529	1,570,192	1,812,128	964,953	855,474	679,354	613,299
Total Supplies & Materials	7,832,614	6,177,197	9,112,878	8,882,616	8,393,227	8,158,078	8,939,075	7,870,305	6,712,271	6,323,893
Board of Education	198,924,586	197,959,421	192,391,000	183,670,974	186,863,950	178,028,873	172,875,135	170,412,791	170,799,564	165,372,091
Library	15,739,408	15,389,873	9,009,360	10,569,489	8,727,890	10,557,662	10,421,642	10,103,156	9,934,238	7,485,000
Carroll Community College	15,922,808	16,047,202	10,583,600	13,853,206	9,687,110	7,827,680	7,608,220	7,240,990	8,542,027	6,933,000
Other Outside Agencies	16,237,827	16,035,367	29,476,553	24,770,123	27,858,384	26,000,143	26,394,568	25,926,070	35,930,220	39,249,951
Total Grants	246,824,629	245,431,863	241,460,513	232,863,792	233,137,334	222,414,358	217,299,565	213,683,007	225,206,049	219,040,042
Total Contributions & Aid	246,824,629	245,431,863	241,460,513	232,863,792	233,137,334	222,414,358	217,299,565	213,683,007	225,206,049	219,040,042
Other Charges	6,118,151	6,358,207	6,852,197	8,157,258	126,407	3,416,109	3,612,221	3,353,809	(2,210,359)	127,058
Insurance	830,157	751,570	736,186	777,343	753,036	742,513	647,127	644,751	581,222	495,986
Total Other Charges	6,948,308	7,109,777	7,588,383	8,934,601	879,443	4,158,622	4,259,348	3,998,560	(1,629,137)	623,044
Land Acquisition & Development	18,915	10,000	600	-	-	45,000	-	-	-	1,800
Capital Acquisition & Construction	56,209	100,021	112,278	136,532	239,613	80,491	19,275	84,597	60,944	17,333
Replacement Equipment	3,419,314	1,861,308	1,943,522	3,281,541	1,970,361	2,023,857	1,873,537	2,190,129	828,919	1,042,453
Additional Equipment	735,351	350,787	928,940	698,177	822,393	406,300	431,347	802,053	1,206,220	834,009
Total Capital Outlay	4,229,789	2,322,116	2,985,340	4,116,250	3,032,367	2,555,648	2,324,159	3,076,779	2,096,083	1,895,595
Miscellaneous	(1,665,792)	(1,095,419)	(1,380,141)	(1,259,628)	(1,103,733)	(1,208,575)	(315,998)	(314,603)	(291,581)	(271,503)
Total Miscellaneous	(1,665,792)	(1,095,419)	(1,380,141)	(1,259,628)	(1,103,733)	(1,208,575)	(315,998)	(314,603)	(291,581)	(271,503)
Interest	10,191,628	11,005,578	11,433,711	12,028,194	12,814,116	13,339,243	13,339,130	13,656,779	13,646,029	14,154,056
Principal	22,985,352	25,133,935	26,563,163	27,230,909	28,620,058	28,171,531	28,145,359	26,984,558	25,641,362	27,087,742
Total Debt Service	33,176,980	36,139,513	37,996,874	39,259,103	41,434,174	41,510,774	41,484,489	40,641,337	39,287,391	41,241,798
Total Governmental Funds - General Fund Expenditures	\$ 399,871,738	\$ 400,148,089	\$ 399,423,197	\$ 387,561,341	\$ 378,037,204	\$ 367,547,151	\$ 360,309,464	\$ 353,819,835	\$ 337,268,612	\$ 333,160,514

Source: Carroll County Department of the Comptroller.

THE COUNTY COMMISSIONERS OF CARROLL COUNTY, MARYLAND
Assessed Valuation and Estimated Actual Value of Taxable Property
Last Ten Fiscal Years

Table 7

Fiscal Year	Real Property			Personal Property				Estimated Market Value	Direct Tax Rate	Grand Total Estimated Market Value	Total Direct Tax Rate
	Assessed Value	Estimated Market Value	Direct Tax Rate	Assessed Value		Public Utilities	Total				
				Unincorporated	Incorporated						
2012	19,164,115,652	19,164,115,652	1.028	10,201,300	388,879,330	266,415,290	665,495,920	665,495,920	2.570	19,829,611,572	1.080
2013	18,276,387,823	18,276,387,823	1.018	10,738,930	253,571,870	268,124,550	532,435,350	532,435,350	2.545	18,808,823,173	1.061
2014	18,023,463,105	18,023,463,105	1.018	10,646,050	248,768,830	266,503,440	525,918,320	525,918,320	2.515	18,549,381,425	1.060
2015	17,942,543,249	17,942,543,249	1.018	10,629,226	268,730,010	273,646,180	553,005,416	553,005,416	2.515	18,495,548,665	1.063
2016	18,171,558,916	18,171,558,916	1.018	13,124,970	268,899,780	279,437,200	561,461,950	561,461,950	2.515	18,733,020,866	1.063
2017	18,502,136,221	18,502,136,221	1.018	15,349,500	292,491,830	288,632,150	596,473,480	596,473,480	2.515	19,098,609,701	1.065
2018	18,965,221,867	18,965,221,867	1.018	14,827,220	308,754,810	306,249,930	629,831,960	629,831,960	2.515	19,595,053,827	1.066
2019	19,477,276,570	19,477,276,570	1.018	14,190,130	312,078,640	321,545,200	647,813,970	647,813,970	2.515	20,125,090,540	1.066
2020	20,021,924,580	20,021,924,580	1.018	13,885,040	325,819,190	319,857,050	659,561,280	659,561,280	2.515	20,681,485,860	1.066
2021	20,648,058,648	20,648,058,648	1.018	12,135,940	332,681,620	351,934,950	696,752,510	696,752,510	2.515	21,344,811,158	1.067

Real property is reassessed every three years. Real property is assessed at market value.
 In fiscal year 2012, real property tax rate reduced from \$1.048 to \$1.028 per \$100 of assessed value.
 In fiscal year 2013, real property tax rate reduced from \$1.028 to \$1.018 per \$100 of assessed value.
 In fiscal year 2012, personal property tax rate reduced from \$2.62 to \$2.57 per \$100 of assessed value.
 In fiscal year 2013, personal property tax rate reduced from \$2.57 to \$2.545 per \$100 of assessed value.
 In fiscal year 2014, personal property tax rate reduced from \$2.545 to \$2.515 per \$100 of assessed value.
 The total personal property assessed value is equal to the estimated market value.

Source: Carroll County Department of the Comptroller.

THE COUNTY COMMISSIONERS OF CARROLL COUNTY, MARYLAND
Real Property Tax Rates – Direct and Overlapping Governments
(Per \$100 of Assessed Value)
Last Ten Fiscal Years

Table 8

Fiscal Year	Direct Rate	Overlapping Rates								
	Carroll County	State of Maryland	Taneytown	Sykesville	Manchester	Westminster	Hampstead	New Windsor	Union Bridge	Mt. Airy
2012	1.028	0.112	0.32	0.33	0.216	0.58	0.20	0.2000	0.30	0.1695
2013	1.018	0.112	0.37	0.35	0.216	0.57	0.20	0.2000	0.30	0.1695
2014	1.018	0.112	0.37	0.35	0.216	0.56	0.20	0.2000	0.30	0.1695
2015	1.018	0.112	0.37	0.35	0.216	0.56	0.20	0.2115	0.30	0.1695
2016	1.018	0.112	0.37	0.35	0.216	0.56	0.22	0.2615	0.30	0.1695
2017	1.018	0.112	0.37	0.35	0.216	0.56	0.22	0.2615	0.35	0.1695
2018	1.018	0.112	0.37	0.35	0.216	0.56	0.22	0.2615	0.35	0.1662
2019	1.018	0.112	0.37	0.35	0.216	0.56	0.22	0.2615	0.35	0.1662
2020	1.018	0.112	0.37	0.33	0.216	0.56	0.22	0.2615	0.35	0.1662
2021	1.018	0.112	0.37	0.33	0.216	0.56	0.22	0.2615	0.35	0.1662

The real property tax rates indicated for the incorporated towns only apply within town limits and are in addition to the county and state taxes.

Sources: Carroll County Department of the Comptroller.

THE COUNTY COMMISSIONERS OF CARROLL COUNTY, MARYLAND
Principal Taxpayers
Current Fiscal Year and Nine Years Ago

Table 9

2021				
Taxpayer	Type of Business	Assessed Valuation	Tax Amount Paid	% of Total Assessed Value
Baltimore Gas & Electric	Utilities	\$ 246,948,440	\$ 6,210,753	1.16%
Colonial Pipeline	Pipeline trans.-refined petroleum	33,284,550	837,106	0.16%
Comcast of California	Communications	33,012,220	830,257	0.15%
Penguin Random House Inc.	Warehouse Distribution	49,931,220	679,958	0.23%
Verizon-Maryland	Communications	24,831,690	624,517	0.12%
Potomac Edison Company	Utilities	21,917,830	551,233	0.10%
Lehigh Portland Cement	Manufacturer	36,392,739	490,928	0.17%
Carroll Lutheran Village	Retirement Village	43,549,500	443,334	0.20%
Eldersburg Sustainable	Real Estate	36,428,000	370,837	0.17%
Stag Hampstead LLC	Warehouse Distribution	34,957,000	355,862	0.16%
		<u>\$ 561,253,189</u>	<u>\$ 11,394,785</u>	<u>2.62%</u>
	Total Assessed Valuation	<u>\$ 21,344,811,158</u>		
2012				
Taxpayer	Type of Business	Assessed Valuation	Tax Amount Paid	% of Total Assessed Value
Baltimore Gas & Electric	Utilities	\$ 175,648,440	\$ 4,514,165	0.89%
Verizon-Maryland	Communications	43,569,290	1,119,731	0.22%
Carroll Lutheran Village	Retirement Village	91,987,360	1,061,771	0.46%
Random House	Warehouse Distribution	45,344,810	664,722	0.23%
Colonial Pipeline Co.	Pipeline trans.-refined petroleum	19,930,610	512,217	0.10%
Cranberry Mall Properties	Mall	22,900,090	511,511	0.12%
Wal-Mart Real Estate	Commercial Stores	29,335,630	479,820	0.15%
Fairhaven Inc.	Assisted Living	35,232,867	403,550	0.18%
Cranberry Retail Inc	Power Tools	21,808,980	372,878	0.11%
Hampstead 2004 LLC	Retail	32,843,100	372,266	0.17%
		<u>\$ 518,601,177</u>	<u>\$ 10,012,631</u>	<u>2.63%</u>
	Total Assessed Valuation	<u>\$ 19,813,576,019</u>		

Property is reassessed every three years

Source: Carroll County Department of the Comptroller.

THE COUNTY COMMISSIONERS OF CARROLL COUNTY, MARYLAND
Property Tax Levies and Collections
Last Ten Fiscal Years

Table 10

Fiscal Year Ended June 30,	Total Tax Levy for Fiscal Year	Collected within Fiscal Year of the Levy		Collected in Subsequent Years	Total Collections to Date		Outstanding Delinquent Taxes	Percent of Delinquent Taxes to Tax Levy
		Amount	Percent of Levy		Amount	Percent of Levy		
2012	210,178,484	209,114,927	99.49%	1,056,052	210,170,979	99.99%	7,505	0.01%
2013	198,644,390	197,845,421	99.60%	798,275	198,643,696	99.99%	694	0.01%
2014	195,943,319	195,201,000	99.62%	735,586	195,936,586	99.99%	6,733	0.00%
2015	195,639,360	194,784,554	99.56%	844,222	195,628,776	99.99%	10,584	0.01%
2016	197,945,197	197,837,002	99.95%	99,449	197,936,451	99.99%	8,746	0.00%
2017	202,331,343	201,772,465	99.72%	530,742	202,303,207	99.99%	28,136	0.01%
2018	207,983,916	207,370,014	99.70%	494,910	207,864,924	99.94%	118,992	0.06%
2019	213,670,802	212,826,558	99.60%	646,658	213,473,216	99.91%	197,586	0.09%
2020	220,098,476	217,729,318	98.92%	1,878,889	219,608,207	99.78%	490,269	0.22%
2021	226,886,817	225,624,390	99.44%	-	225,624,390	99.44%	1,262,427	0.56%

The total Tax Levy is adjusted each year based on prior year abatements.

Source: Carroll County Department of the Comptroller.

THE COUNTY COMMISSIONERS OF CARROLL COUNTY, MARYLAND
Bureau of Utilities
Water and Sewer Rates
Last Ten Fiscal Years

Table 11

Fiscal Year	Water				Sewer			
	Quarterly Base Rate	Tier 1*	Tier 2*	Tier 3*	Quarterly Base Rate	Tier 1*	Tier 2*	Tier 3*
2012	6.97	4.62	5.00	5.28	9.97	7.27	8.13	8.77
2013	6.75	5.18	5.42	5.59	9.66	7.64	8.29	8.77
2014	7.37	5.75	5.93	6.07	10.45	8.15	8.69	9.15
2015	9.03	6.26	6.41	6.54	12.75	8.65	9.14	9.62
2016	9.03	6.26	6.41	6.54	12.75	8.65	9.14	9.62
2017	9.14	6.74	6.87	7.02	12.75	8.65	9.14	9.62
2018	9.14	6.74	6.87	7.02	12.75	8.65	9.14	9.62
2019	9.14	6.74	6.87	7.02	12.75	8.65	9.14	9.62
2020	9.93	7.34	7.50	7.68	13.92	8.98	9.51	10.08
2021	9.93	7.34	7.50	7.68	13.92	8.98	9.51	10.08

Tiers are based on the following usages

Tier 1: 0-10,000 gallons

Tier 2: 10,001-30,000 gallons

Tier 3: 30,001 gallons and up

*Per 1,000 gallons

The standard household meter size is 5/8" and the average household usage for fiscal year 2021 was 12,000 gallons per quarter.

Source: Carroll County Department of the Comptroller.

THE COUNTY COMMISSIONERS OF CARROLL COUNTY, MARYLAND
Ratios of Outstanding Debt by Type
Last Ten Fiscal Years

Table 12

Fiscal Year	Governmental Activities			Business-Type Activities			% of Personal Income (3)	% of Market Property Value (2)	Per Capita (3)
	General Obligation Bonds(1)	General Obligation Debt	Purchase Agreements	General Obligation Bonds (1)	Special Assessment Debt with Government Commitment	Total Primary Government			
2012	300,214,844	27,129,920	1,919,820	23,758,129	271,865	353,294,578	2.15%	1.78%	2,096
2013	304,173,204	27,575,240	1,734,212	21,687,221	244,664	355,414,541	2.30%	1.89%	2,097
2014	304,903,421	31,050,584	1,540,690	19,575,054	216,757	357,286,506	2.51%	1.93%	2,094
2015	297,878,654	31,050,584	5,875,768	17,483,954	188,125	352,477,085	2.67%	1.91%	2,053
2016	299,706,818	31,524,508	5,666,101	15,284,816	158,748	352,340,991	2.74%	1.88%	2,040
2017	284,254,930	32,827,508	5,334,709	13,251,331	128,607	335,797,085	3.02%	1.76%	1,934
2018	255,085,745	32,827,508	5,038,173	11,320,876	97,682	304,369,984	3.49%	1.55%	1,745
2019	254,188,479	32,199,084	4,406,139	17,495,984	34,226	308,323,912	3.51%	1.53%	1,835
2020	261,119,584	33,537,296	4,385,658	12,486,733	33,400	311,562,671	N/A	1.51%	1,854
2021	259,436,405	36,124,296	3,994,414	11,039,881	-	310,594,996	N/A	1.50%	1,848

Notes: N/A not available.

Details regarding the County's outstanding debt can be found in the notes to the financial statements.

(1) Bond premium/discounts and other unamortized charges are included.

(2) See Table 7, Assessed Valuation and Estimated Market Value of Taxable Property, for Estimated Market Values of Taxable Property.

(3) See Table 16, Demographic Statistics, for personal income and population data.

Source: Carroll County Department of the Comptroller.

THE COUNTY COMMISSIONERS OF CARROLL COUNTY, MARYLAND
Ratios of Bonded Debt Outstanding
Last Ten Fiscal Years

Table 13

Fiscal Year	General Obligation Bonds & Debt Outstanding	Percent of Actual Property Value (1)	Percent of Personal Income (2)	Per Capita (2)
2012	351,102,893	1.77%	4.61%	2,083
2013	353,435,665	1.88%	4.32%	2,085
2014	355,529,059	1.92%	3.98%	2,083
2015	346,413,192	1.87%	3.68%	2,018
2016	346,516,142	1.85%	3.58%	2,006
2017	330,333,768	1.73%	3.25%	1,903
2018	299,234,129	1.53%	2.82%	1,716
2019	301,558,838	1.50%	2.78%	1,795
2020	307,143,613	1.49%	N/A	1,828
2021	306,600,582	1.44%	N/A	1,827

Notes: N/A not available.

Details regarding the County's outstanding debt can be found in the notes to the financial statements.

(1) See Table 7, Assessed Valuation and Estimated Market Value of Taxable Property, for Estimated Market Values of Taxable Property.

(2) See Table 16, Demographic Statistics, for personal income and population data.

Source: Carroll County Department of the Comptroller.

THE COUNTY COMMISSIONERS OF CARROLL COUNTY, MARYLAND
Computation of Legal Debt Margin
June 30, 2021

Table 14

Net assessed value - Real Property	\$ 20,648,058,648	
Debt limit - 6% of net total assessed value (1)		\$ 1,238,883,519
Net assessed Value-Personal Property	<u>696,752,510</u>	
Debt limit - 15% of net assessed value (1)		<u>104,512,876</u>
Debt limit - (6%/15%) of net assessed value		1,343,396,395
Amount of debt applicable to debt limit:		
Total Bonded Debt	\$ 277,171,008	
Less- Agricultural Preservation Program Self Supporting Debt	36,124,296	
Less- Fire Company Loans- Self Supporting Debt	3,679,263	
Less - Bureau of Utilities bonds	5,957,837	
Less - Septage bonds	13,214	
Total amount of debt applicable to debt limit		<u>231,396,398</u>
Legal debt margin		<u><u>\$ 1,111,999,997</u></u>

Note: (1) Recommended limit - Carroll County does not have a legal debt limit.
Source: Carroll County Department of the Comptroller.

Schedule of Legal Debt Margin
2012-2021

Fiscal Year	Assessed Value	Legal Debt Limitation	Legal Borrowing Limitation	Debt Subject to Limitation	Legal Debt Margin	Ratio of Debt Subject to Limitation To Legal Borrowing Limitation
2012	19,813,576,019	6%/15%	1,248,709,194	292,937,714	955,771,480	23.46%
2013	18,789,765,921	6%/15%	1,175,305,137	287,113,093	888,192,044	24.43%
2014	18,514,343,538	6%/15%	1,158,193,261	286,486,025	871,707,236	24.74%
2015	18,495,548,665	6%/15%	1,159,503,407	273,161,300	886,342,107	23.56%
2016	18,733,020,866	6%/15%	1,174,512,828	272,857,221	901,655,607	23.23%
2017	19,098,609,701	6%/15%	1,199,599,196	258,522,314	941,076,882	21.55%
2018	19,595,053,827	6%/15%	1,232,388,106	231,870,818	1,000,517,288	18.81%
2019	20,125,090,540	6%/15%	1,265,808,690	236,457,095	1,029,351,595	18.68%
2020	20,681,485,860	6%/15%	1,300,249,667	236,498,333	1,063,751,334	18.19%
2021	21,344,811,158	6%/15%	1,343,396,395	231,396,398	1,111,999,997	17.22%

THE COUNTY COMMISSIONERS OF CARROLL COUNTY, MARYLAND
Computation of Direct and Overlapping Debt
June 30, 2021

Table 15

Jurisdiction	Real Property Assessed Valuation (1)	Percent of Assessed Valuation to Overlapping Jurisdictions (4)	Pro rata Share of Direct Debt to Jurisdictions(2)	Overlapping Debt(3)	Total Direct and Overlapping Debt
Hampstead	\$ 644,863,309	3.12%	\$ 9,355,461	\$ 3,428,705	\$ 12,784,166
Manchester	518,540,598	2.51%	7,522,813	945,640	8,468,453
Mt. Airy	954,708,029	4.62%	13,850,584	4,232,100	18,082,684
New Windsor	166,609,579	0.81%	2,417,116	-	2,417,116
Sykesville	466,458,542	2.26%	6,767,224	-	6,767,224
Taneytown	684,093,598	3.31%	9,924,601	11,828,963	21,753,564
Union Bridge	71,014,326	0.34%	1,030,252	1,030,000	2,060,252
Westminster	1,899,496,719	9.20%	27,557,262	46,356,418	73,913,680
Unincorporated areas	15,242,273,948	73.82%	221,129,802	-	221,129,802
County-wide Totals	<u>\$ 20,648,058,648</u>	<u>100.00%</u>	<u>\$ 299,555,115</u>	<u>\$ 67,821,826</u>	<u>\$ 367,376,941</u>

- Note: (1) Assessed valuations of real property for each town are from the TASS 153 County report.
(2) See Note 8.
(3) Overlapping debt is provided by each municipality.
(4) Totals may not add to 100% due to rounding.

Source: Carroll County Department of the Comptroller.
Incorporated Municipalities.

THE COUNTY COMMISSIONERS OF CARROLL COUNTY, MARYLAND
Demographic Statistics
Last Ten Fiscal Years

Table 16

Fiscal Year	Population (1)	Personal Income (\$ in thous.) (2)	Per Capita Personal Income (2)	School Enrollment (3)	Unemployment Rate (4)
2012	168,570	7,612,765	48,919	26,937	6.60%
2013	169,519	8,180,090	49,477	26,506	6.20%
2014	170,643	8,928,631	53,200	26,153	5.40%
2015	171,702	9,425,378	56,220	25,706	4.80%
2016	172,703	9,671,608	57,687	25,551	4.30%
2017	173,594	10,152,747	60,512	25,256	3.50%
2018	174,386	10,617,626	63,039	25,290	3.70%
2019	168,015	10,829,120	64,288	25,176	3.30%
2020	168,063	11,312,440	66,901	25,345	6.50%
2021	168,126	N/A	N/A	24,568	5.10%

Source: (1) Carroll County Department of Comprehensive Planning, June 2019. FY 2020 reflects the 2020 Census data. All other fiscal years are estimates.

(2) Maryland Department of Planning, Planning Data Services, from U.S. Bureau of Economic Analysis, March 2019.

(3) Carroll County Board of Education Approved Operating Budget.

(4) Maryland Department of Labor, Licensing and Regulation, Office of Workforce Information and Performance (OWIP)

THE COUNTY COMMISSIONERS OF CARROLL COUNTY, MARYLAND
Major Employers
Current Fiscal Year and Nine Fiscal Years Ago

Table 17

2021			
Firm	Product/Service	Total Employment *	Percentage of Total County Employment
Board of Education of Carroll County **	Elementary and secondary school systems	3,334	5.73%
Carroll Hospital Center	General hospital	1,995	3.43%
Springfield Hospital Center	Mental health services	833	1.43%
McDaniel College	Higher education	800	1.37%
Penguin Random House, Inc.	Book warehousing and distribution	755	1.30%
Integrace - Fairhaven	Retirement/Assisted Living	700	1.20%
Carroll County Government***	Local government	616	1.06%
Carroll Community College	Higher education	580	1.00%
EVAPCO	Cooling Equipment Manufacturer	440	0.76%
Carroll Lutheran Village	Retirement/Assisted Living	425	0.73%
	Total	10,478	18.01%
	Annual Average Employment in Carroll County****	58,224	

2012			
Firm	Product/Service	Total Employment	Percentage of Total County Employment
Board of Education of Carroll County **	Elementary and secondary school systems	3,757	6.95%
Carroll Hospital Center	General hospital	1,696	3.14%
Springfield Hospital Center	Mental health services	833	1.54%
Random House	Book warehousing and distribution	800	1.48%
Fairhaven (Episcopal Ministries)	Life care retirement community	700	1.30%
McDaniel College	Higher education	641	1.19%
Jos. A. Bank Clothiers	Corporate HQ/ Distribution	612	1.13%
Carroll County Government ***	Local government	593	1.10%
Carroll Community College	Higher education	509	0.94%
Carroll Lutheran Village	Retirement/Assisted Living	437	0.81%
	Total	10,578	19.58%
	Annual Average Employment in Carroll County	54,037	

- Notes: * As of 2019 Brief Economic Facts – commerce.maryland.gov excludes state and local governments
Due to Covid-19, updates are not available.
- ** Does not include hourly employees such as substitutes, aides, etc.
- *** Central offices only. From Table 18 - Excludes Sheriff's Department, States Attorney, and Circuit Court
- **** 2018-2019 Brief Economic Facts - Major Employers - Due to Covid-19, updates are not available

Source: Carroll County Department of Economic Development.
The County's Annual Average Employment is from the Maryland Department of Labor,
Annual Employment and Payroll Reports.
Carroll County Department of the Comptroller.
Carroll County Department of Planning.

THE COUNTY COMMISSIONERS OF CARROLL COUNTY, MARYLAND
Full-Time County Employees by Function / Program
Last Ten Fiscal Years

Table 18

Function/Program	2021	2020	2019	2018	2017	2016	2015	2014	2013	2012
General Government										
County Commissioners										
Legislative	7	7	7	7	7	6	5	5	6	5
TV Production	3	3	3	3	2	2	2	2	2	2
Building Construction	4	3	2	4	3	2	2	2	2	2
Facilities	56	52	52	54	53	48	50	51	47	47
Fleet	20	23	24	24	24	24	23	23	22	23
Permits	20	21	22	23	23	23	22	22	22	22
County Attorney	6	8	9	9	10	9	10	11	12	10
Comptroller	30	33	31	34	32	34	34	33	34	34
Human Resources	15	15	14	13	14	12	11	12	13	12
Technology Services	32	33	32	33	34	33	32	30	30	28
Management and Budget	14	14	14	15	15	15	15	14	15	15
Land Use, Planning and Development	51	52	53	51	51	51	48	47	45	46
Human Services	48	51	53	53	52	48	51	55	50	48
Public Safety										
Sheriff Services	253	262	261	245	241	245	249	253	242	230
Emergency Services	47	45	43	45	41	41	36	36	34	37
Public Works										
Administration	8	7	7	6	7	8	7	5	4	3
Airport	3	3	3	2	2	1	1	1	1	1
Roads	90	92	90	95	101	104	100	101	101	100
Engineering	17	18	19	19	19	19	18	18	19	18
Bureau of Utilities - Operations	31	29	28	31	33	31	32	31	32	33
Solid Waste - Operations	17	18	17	17	18	15	18	17	20	20
Transportation CTS	1	1	1	1	1	-	-	-	-	-
*Social Services	-	-	-	-	-	12	12	17	16	17
Education	1	1	1	1	1	1	1	1	1	1
*Culture and Recreation	27	27	27	26	24	26	26	25	32	31
Conservation of Natural Resources										
Soil Conservation Service	5	5	5	5	5	4	5	6	6	6
Economic Development										
Economic Development	6	6	6	6	6	6	8	7	6	6
BERC	13	12	12	12	11	9	9	9	9	9
* Tourism	7	8	8	8	8	8	8	8	1	1
Judicial Services	81	77	77	79	76	74	70	68	68	68
Total Full Time Employee Totals	<u>913</u>	<u>926</u>	<u>921</u>	<u>921</u>	<u>914</u>	<u>911</u>	<u>905</u>	<u>910</u>	<u>892</u>	<u>875</u>
Part Time Employees	4	8	8	8	7	7	5	5	6	5
Total Employees	<u>917</u>	<u>934</u>	<u>929</u>	<u>929</u>	<u>921</u>	<u>918</u>	<u>910</u>	<u>915</u>	<u>898</u>	<u>880</u>

* Denotes departments affected by reorganizations.

Source: Department of the Comptroller.

THE COUNTY COMMISSIONERS OF CARROLL COUNTY, MARYLAND
Operating Indicators by Function / Program
Last Ten Fiscal Years

Table 19

	2021	2020	2019	2018	2017	2016	2015	2014	2013	2012
General Information										
Population	168,126	168,063	168,015	174,386	173,594	172,703	171,702	170,643	169,519	168,570
Registered Voters	132,558	130,402	128,726	129,221	127,215	124,340	120,076	119,595	116,523	112,931
General Government										
Residential (\$ in thousands)										
Building Permits Issued	544	343	350	304	324	278	287	329	340	246
Estimated Value	\$ 79,257	\$ 55,319	\$ 55,450	\$ 55,879	\$ 59,769	\$ 49,644	\$ 53,298	\$ 54,620	\$ 56,305	\$ 40,741
Other (\$ in thousands)										
Building Permits Issued	2,464	1,992	1,938	1,989	2,271	2,452	2,082	1,681	1,775	1,826
Estimated Value	\$ 32,993	\$ 71,654	\$ 86,982	\$ 84,909	\$ 67,487	\$ 81,606	\$ 90,926	\$ 70,835	\$ 80,519	\$ 71,994
Fire and Emergency Service										
Paid Firemen*	360	332	357	174	177	120	120	120	120	120
Active Volunteers (estimated)	895	641	730	718	725	725	725	725	700	714
Dispatched Incidents	21,224	20,602	21,362	22,170	20,657	19,964	19,874	18,786	18,731	18,488
911 Calls Received**	59,902	60,771	65,792	65,639	66,165	65,910	58,705	71,437	62,319	60,037
Police Protection										
Resident Troopers	N/A	N/A	N/A	N/A	N/A	N/A	N/A	N/A	15	30
Sheriff's Department	132	132	132	137	142	116	106	106	101	87
Citations/Warnings	21,131	23,773	26,666	21,764	20,302	23,460	25,195	23,410	19,579	16,940
911 Calls for Service**	N/A	N/A	N/A	N/A	N/A	N/A	N/A	19,880	19,242	14,670
Detention Center										
Detention Center Officers	79	92	90	90	92	97	91	91	91	92
Total Prisoner Days	64,328	67,185	66,601	77,121	86,246	82,527	95,793	88,565	82,994	84,739
Water										
Daily Average Usage (mgd)	2.06	1.93	1.97	1.96	2.14	2.03	2.02	2.05	2.18	2.28
Plants Daily Capacity (mgd)	7.39	7.39	7.39	7.39	7.39	7.39	7.39	7.39	7.39	7.39
Number of Customer Accounts	8,817	8,778	8,717	8,656	8,616	8,582	8,521	8,474	8,428	8,382
Wastewater										
Daily Average Usage (mgd)	2.59	2.89	2.63	2.91	2.57	2.65	2.89	2.64	2.63	2.86
Plants Daily Capacity (mgd)	4.45	4.45	4.45	4.45	4.45	4.45	4.45	4.45	4.45	4.45
Number of Customer Accounts	9,402	9,361	9,298	9,249	9,204	9,166	9,107	9,040	8,995	8,953
Solid Waste										
Tons In	112,138	108,680	106,484	103,227	102,698	99,402	95,480	95,758	96,908	101,616
Tons Recycled	19,674	19,761	19,790	19,430	23,002	23,125	20,502	21,182	21,181	30,587
Tons into Landfill	26,468	29,566	43,396	35,378	21,480	5,097	13,100	17,271	12,840	12,809
Tons Transferred	85,670	79,115	62,125	67,021	81,217	94,304	82,380	78,487	84,068	87,153

(Continued)

THE COUNTY COMMISSIONERS OF CARROLL COUNTY, MARYLAND
Operating Indicators by Function / Program
Last Ten Fiscal Years

Table 19

	2021	2020	2019	2018	2017	2016	2015	2014	2013	2012
Education										
Number of Teachers	1,982	1,970	1,970	1,991	2,017	2,199	2,128	2,152	2,154	2,163
Number of Students	24,568	25,345	25,179	25,290	25,256	25,551	25,706	26,153	26,506	26,937
Community College										
Full Time Equivalent (FTE's)										
Students	2,201	2,361	2,473	2,343	2,542	2,664	2,803	2,920	3,167	3,173
Faculty-Full Time	82	83	78	78	79	79	85	82	84	79
Faculty-Part Time	215	240	270	259	203	215	196	199	212	296
Airport										
Fuel Sales (gals)	272,510	222,663	348,732	347,060	297,820	276,020	252,457	329,762	270,784	279,664
Tie Downs Occupied	12	12	12	12	12	12	12	12	15	15
Corporate Hangars Occupied	7	7	7	7	7	7	7	7	7	7
T Hangars Occupied	82	82	82	82	82	82	82	82	82	82
Libraries										
Number of volumes (estimated)	664,390	681,523	701,477	738,777	640,583	603,439	600,018	555,600	557,220	548,749
Circulation	2,118,779	2,604,402	3,546,134	3,614,568	3,721,515	3,790,887	3,970,949	3,987,246	4,200,368	4,402,122
Senior Centers										
Outside Groups using facilities	87	1,621	2,702	3,182	3,082	2,731	2,381	2,280	1,998	2,007
Volunteer Hour at Centers	1,255	28,555	46,232	51,656	53,882	54,499	51,448	54,857	57,402	49,518
Meals Served	10,200	21,749	34,888	36,575	37,131	39,360	37,124	34,357	33,606	30,446
Seniors Attending Activities	30,808	204,563	314,502	322,540	311,517	310,949	295,793	273,041	274,588	271,716

N/A: Information is not available for the years indicated.

* Denotes Paid Firemen numbers may be overstated due to overlapping; multiple stations employing the same person.

** Police Projection - 911 Calls for Service are now combined with Fire and Emergency Service - 911 Calls Received.

Source: Carroll County Government.

THE COUNTY COMMISSIONERS OF CARROLL COUNTY, MARYLAND
Capital Asset Statistics by Function / Program
Last Ten Fiscal Years

Table 20

	2021	2020	2019	2018	2017	2016	2015	2014	2013	2012
General Information										
Miles of Roads Paved	935	935	1,006	999	999	993	915	905	903	899
Miles of Roads Unpaved	59	59	59	64	66	69	70	80	80	80
Number of Bridges	153	153	153	153	153	153	151	151	151	145
Acres in Agricultural Land Preservation	76,595	74,211	73,132	71,623	70,311	68,929	66,642	65,761	62,366	62,078
Fire and Emergency Service Stations	14	14	14	14	14	14	14	14	14	14
Detention Center Capacity	185	185	185	185	185	185	185	185	185	185
Water										
Water Mains (miles)	146	145	145	145	145	144	141	140	139	139
Treatment Plants	5	5	5	5	5	5	4	4	4	4
Water Tanks	7	7	7	7	7	7	6	6	6	6
Wastewater										
Sewer Mains (miles)	133	133	133	132	131	130	128	127	125	125
Treatment Plants	4	4	4	4	4	4	4	4	4	4
Pumping Stations	22	22	22	22	22	22	18	18	18	18
Solid Waste										
Active Landfills	1	1	1	1	1	1	1	1	1	1
Recreation and Culture										
Parks (1)	32	32	32	32	32	32	32	32	32	32
Acreage	4,773	4,773	4,773	4,773	4,773	4,773	4,773	4,773	4,773	4,773
Education										
Elementary	22	22	22	22	22	23	23	23	23	23
Middle	8	8	8	8	8	9	9	9	9	9
High	7	7	7	7	7	8	8	8	8	8
Vocational technical	1	1	1	1	1	2	2	2	2	2
Special/Alternative Education	2	2	2	2	2	2	2	2	2	2
College	1	1	1	1	1	1	1	1	1	1
Airport										
Runway (feet)	5,100	5,100	5,100	5,100	5,100	5,100	5,100	5,100	5,100	5,100
T Hangars Available	82	82	82	82	82	82	82	82	82	82
Corporate Hangars Available	7	7	7	7	7	7	7	7	7	7
Tie Downs Available	41	41	41	41	41	52	52	52	52	52
Apron Area (acres)	14.6	14.6	14.6	14.6	14.6	14.6	14.6	14.6	14.6	14.6
Firearms Facility	1	1	1	1	1	1	1	1	1	1
Libraries	6	6	6	6	6	6	6	6	6	6
Senior Centers	5	5	5	5	5	5	5	5	5	5

Note: (1) Includes two proposed reservoirs.

Source: Carroll County Government.

THE COUNTY COMMISSIONERS OF CARROLL COUNTY, MARYLAND
Bureau of Utilities – Revenue and Expenses
Last Ten Fiscal Years

Table 21

	2021	2020	2019	2018	2017	2016	2015	2014	2013	2012
Revenue										
Usage charges	\$ 12,155,336	\$ 11,246,583	\$ 10,597,228	\$ 10,797,227	\$ 10,578,433	\$ 10,359,334	\$ 10,233,000	\$ 9,272,482	\$ 8,676,619	\$ 8,312,844
Service charges	-	-	-	-	-	-	-	-	-	798
Penalties and interest	62,531	150,333	227,370	624,728	159,650	452,880	222,120	480,963	577,270	179,147
Operating transfer - County	761,950	521,230	369,820	212,110	204,490	189,350	199,420	193,390	202,790	199,511
Capital contributions	2,020,392	5,177,789	2,646,389	1,200,848	300,231	887,006	482,614	775,916	1,008,491	335,174
Maintenance fee	1,514,058	1,502,682	1,493,415	1,486,384	1,480,053	1,467,824	1,462,477	1,455,846	1,454,435	1,443,774
Other	73	11,942	531	-	11,558	-	793	262,830	265,575	176,530
Total revenue	<u>16,514,340</u>	<u>18,610,559</u>	<u>15,334,753</u>	<u>14,321,297</u>	<u>12,734,415</u>	<u>13,356,394</u>	<u>12,600,424</u>	<u>12,441,427</u>	<u>12,185,180</u>	<u>10,647,778</u>
Expenses										
Salaries	2,697,570	2,884,101	2,673,440	2,652,790	2,628,389	2,551,327	2,443,101	2,510,322	2,298,153	2,358,994
Operating expenses	7,801,122	6,450,736	7,246,550	6,096,065	6,663,394	6,308,098	5,692,128	5,795,999	5,434,123	5,605,458
Depreciation	3,505,983	3,390,193	3,357,978	2,327,785	2,296,365	2,185,471	2,204,733	2,285,154	2,279,024	2,266,863
Interest	219,035	275,214	370,154	402,909	483,441	499,729	706,695	736,935	789,748	859,153
Other	-	-	-	8,787	-	55,584	-	-	-	-
Total expense	<u>14,223,710</u>	<u>13,000,244</u>	<u>13,648,122</u>	<u>11,488,336</u>	<u>12,071,589</u>	<u>11,600,209</u>	<u>11,046,657</u>	<u>11,328,410</u>	<u>10,801,048</u>	<u>11,090,468</u>
Excess (deficiency) of revenue over (under) expense:	<u>\$ 2,290,630</u>	<u>\$ 5,610,315</u>	<u>\$ 1,686,631</u>	<u>\$ 2,832,961</u>	<u>\$ 662,826</u>	<u>\$ 1,756,185</u>	<u>\$ 1,553,767</u>	<u>\$ 1,113,017</u>	<u>\$ 1,384,132</u>	<u>\$ (442,690)</u>

Source: Carroll County Department of the Comptroller.

THE COUNTY COMMISSIONERS OF CARROLL COUNTY, MARYLAND
Solid Waste Fund – Revenue and Expenses
Last Ten Fiscal Years

Table 22

	2021	2020	2019	2018	2017	2016	2015	2014	2013	2012
Revenue										
Charge for services	\$ 8,096,735	\$ 7,162,851	\$ 7,107,829	\$ 6,771,556	\$ 6,846,672	\$ 6,201,012	\$ 6,023,220	\$ 5,862,657	\$ 6,165,482	\$ 6,647,622
Penalties and interest	21,386	130,560	172,386	87,941	41,895	214,039	2,573	21,644	19,936	15,624
Proceeds from sales of recyclables	121,648	75,787	159,234	238,911	204,922	123,621	317,760	546,110	628,089	596,322
Capital contributions-equip. transferred from County	-	13,172	-	-	2,303	47,133	-	-	-	-
Capital contributions-grants	99,140	-	-	-	-	-	-	-	-	-
Gain on sale of fixed assets	-	175,596	196,000	-	22,500	12,431	-	-	78,616	3,677
Other	-	-	83,423	7,425	4,860	2,700	476,079	265,732	256,367	186,955
Operating transfer - County	1,532,250	615,000	2,415,000	2,415,000	2,415,000	2,415,000	125,632	1,115,000	6,445,000	2,545,000
Total revenue	<u>9,871,159</u>	<u>8,172,966</u>	<u>10,133,872</u>	<u>9,520,833</u>	<u>9,538,152</u>	<u>9,015,936</u>	<u>6,945,264</u>	<u>7,811,143</u>	<u>13,593,490</u>	<u>9,995,200</u>
Expense										
Salaries	1,565,230	1,860,730	1,652,012	1,557,315	1,484,759	1,523,060	1,435,456	1,436,414	1,524,733	1,522,883
Operating expenses	8,332,327	6,436,302	5,396,268	8,249,882	6,694,399	7,866,631	7,444,156	4,218,417	9,874,810	6,459,000
Depreciation	670,704	659,482	671,148	654,059	605,529	551,842	577,666	564,037	585,096	621,723
Interest	4,961	8,596	17,066	29,253	46,408	55,038	93,541	100,662	123,644	124,285
Total expense	<u>10,573,222</u>	<u>8,965,110</u>	<u>7,736,494</u>	<u>10,490,509</u>	<u>8,831,095</u>	<u>9,996,571</u>	<u>9,550,819</u>	<u>6,319,530</u>	<u>12,108,283</u>	<u>8,727,891</u>
Excess (deficiency) of revenue over expense	<u>\$ (702,063)</u>	<u>\$ (792,144)</u>	<u>\$ 2,397,378</u>	<u>\$ (969,676)</u>	<u>\$ 707,057</u>	<u>\$ (980,635)</u>	<u>\$ (2,605,555)</u>	<u>\$ 1,491,613</u>	<u>\$ 1,485,207</u>	<u>\$ 1,267,309</u>
Tipping Fee per ton	\$ 64.00	\$ 64.00	\$ 64.00	\$ 64.00	\$ 64.00	\$ 62.00	\$ 62.00	\$ 62.00	\$ 62.00	\$ 62.00

THE COUNTY COMMISSIONERS OF CARROLL COUNTY, MARYLAND
Airport Fund – Revenue and Expenses
Last Ten Fiscal Years

Table 23

	2021	2020	2019	2018	2017	2016	2015	2014	2013	2012
Revenue										
Rent	\$ 842,988	\$ 764,953	\$ 762,573	\$ 739,048	\$ 717,604	\$ 694,754	\$ 667,119	\$ 638,096	\$ 586,247	\$ 588,932
Fuel sales	77,735	63,459	87,183	86,765	74,455	69,005	60,589	75,846	63,270	61,685
Capital contributions (1)	348,573	10,000	66,274	20,000	189,422	179,130	25,000	186,719	434,316	233,646
Capital contributions-County	-	-	-	-	-	30,000	-	-	-	-
Land sale	-	-	18,580	-	-	5,632	902	-	-	-
Operating transfer-County	-	-	-	-	-	-	-	-	2,000,000	-
Other	145	255	269	281	13,179	318	592	9,009	55	43
Total revenue	<u>1,269,441</u>	<u>838,667</u>	<u>934,879</u>	<u>846,094</u>	<u>994,660</u>	<u>978,839</u>	<u>754,202</u>	<u>909,670</u>	<u>3,083,888</u>	<u>884,306</u>
Expenses										
Salaries	273,724	324,023	354,745	274,043	248,404	235,452	198,133	200,002	199,851	188,612
Operating expenses	206,421	198,728	271,294	207,658	162,834	158,637	175,804	153,102	216,549	1,312,582
Operating expenses-capital (2)	95,440	92,458	221,125	119,918	273,626	204,719	120,000	194,565	5,438	-
Interest	135,583	141,941	21,871	29,502	39,899	48,478	65,301	70,822	78,281	84,437
Depreciation	363,344	369,101	189,665	177,113	176,283	175,761	174,578	182,320	188,935	183,140
Total expense	<u>1,074,512</u>	<u>1,126,251</u>	<u>1,058,700</u>	<u>808,234</u>	<u>901,046</u>	<u>823,047</u>	<u>733,816</u>	<u>800,811</u>	<u>689,054</u>	<u>1,768,771</u>
Excess (deficiency) of revenue over expense:	<u>\$ 194,929</u>	<u>\$ (287,584)</u>	<u>\$ (123,821)</u>	<u>\$ 37,860</u>	<u>\$ 93,614</u>	<u>\$ 155,792</u>	<u>\$ 20,386</u>	<u>\$ 108,859</u>	<u>\$ 2,394,834</u>	<u>\$ (884,465)</u>

Note:

(1) Capital contributions include reimbursements from the Federal Aviation Administration and the Maryland Aviation Administration.

(2) Operating expense reimbursed by the Federal Aviation Administration and the Maryland Aviation Administration.

Source: Carroll County Department of the Comptroller.

THE COUNTY COMMISSIONERS OF CARROLL COUNTY, MARYLAND
Retired Members of the Carroll County Pension Plan by Type of Benefit
As of June 30, 2021

Table 24

Amount of Monthly Benefit	# of Retired Members	Type of Retirement				Option Selected						
		1	2	3	4	Unmod	A	B	C	D	E	
Deferred	1											
\$ 1 - \$250	67	60	-	7	-	28	7	13	14	2	3	
251 - 500	114	101	3	10	-	37	13	15	34	6	9	
501 - 750	79	71	6	2	-	22	13	11	20	4	9	
751 - 1000	48	38	8	1	1	12	6	6	11	4	9	
Over 1,000	83	78	5	-	-	16	13	9	26	13	6	

Type of Retirement:

- 1 - Normal Retirement for age and/or service
- 2 - Early Retirement
- 3 - Beneficiary Payment, normal or early retirement
- 4 - Beneficiary Payment, death in service

Option Selected:

- Unmodified: Life Annuity, member only
- A - Beneficiary receives lump sum of unused contributions
- B - Life Annuity of member, with ten years certain and continuous
- C - Beneficiary receives 100 percent of member's reduced monthly benefit
- D - Beneficiary receives 75 percent of member's reduced monthly benefit
- E - Beneficiary receives 50 percent of member's reduced monthly benefit

Source: Department of Human Resources.

THE COUNTY COMMISSIONERS OF CARROLL COUNTY, MARYLAND
Retired Members of the Carroll County Certified Law Officers Pension Plan by Type of Benefit
As of June 30, 2021

Table 25

Amount of Monthly Benefit	# of Retired Members	Type of Retirement				Option Selected						
		1	2	3	4	Life Ann. Unmod	Cash Ref A	10 Yr. Cert. B	J&C 100% C	J&C 75% D	J&C 50% E	
Deferred	-											
\$ 1 - \$250	-	-	-	-	-	-	-	-	-	-	-	-
251 - 500	1	1	-	-	-	-	-	-	1	-	-	-
501 - 750	1	1	-	-	-	-	-	-	1	-	-	-
751 - 1000	1	1	-	-	-	-	1	-	-	-	-	-
Over 1,000	15	15	-	-	-	1	1	3	4	2	4	

Type of Retirement:

- 1 - Normal Retirement for age and/or service
- 2 - Early Retirement
- 3 - Beneficiary Payment, normal or early retirement
- 4 - Beneficiary Payment, death in service


Option Selected:

- Unmodified: Life Annuity, member only
- A - Beneficiary receives lump sum of unused contributions
- B - Life Annuity of member, with 10 years certain and continuous
- C - Beneficiary receives 100 percent of member's reduced monthly benefit
- D - Beneficiary receives 75 percent of member's reduced monthly benefit
- E - Beneficiary receives 50 percent of member's reduced monthly benefit

Source: Department of Human Resources.



Single Audit Section





Independent Auditor's Report on Internal Control over Financial Reporting and on
Compliance and Other Matters Based on an Audit of Financial Statements
Performed In Accordance with *Government Auditing Standards*

To the County Commissioners
Carroll County, Maryland

We have audited, in accordance with the auditing standards generally accepted in the United States of America and the standards applicable to financial audits contained in *Government Auditing Standards* issued by the Comptroller General of the United States, the financial statements of the governmental activities, the business-type activities, the aggregate discretely presented component units, each major fund, and the aggregate remaining fund information of Carroll County, Maryland (the "County"), as of and for the year ended June 30, 2021, and the related notes to the financial statements, which collectively comprise Carroll County, Maryland's basic financial statements, and have issued our report thereon dated December 13, 2021. Our report includes a reference to other auditors who audited the financial statements of Carroll Community College and the Board of Education of Carroll County as described in our report on the County's financial statements. This report does not include the results of the other auditors' testing of internal control over financial reporting or compliance and other matters that are reported on separately by those auditors.

Internal Control over Financial Reporting

In planning and performing our audit of the financial statements, we considered Carroll County, Maryland's internal control over financial reporting ("internal control") as a basis for designing audit procedures that are appropriate in the circumstances for the purpose of expressing our opinions on the financial statements, but not for the purpose of expressing an opinion on the effectiveness of Carroll County, Maryland's internal control. Accordingly, we do not express an opinion on the effectiveness of Carroll County, Maryland's internal control.

A *deficiency in internal control* exists when the design or operation of a control does not allow management or employees, in the normal course of performing their assigned functions, to prevent, or detect and correct, misstatements on a timely basis. A *material weakness* is a deficiency, or a combination of deficiencies, in internal control, such that there is a reasonable possibility that a material misstatement of the entity's financial statements will not be prevented, or detected and corrected, on a timely basis. A *significant deficiency* is a deficiency, or a combination of deficiencies, in internal control that is less severe than a material weakness, yet important enough to merit attention by those charged with governance.

Our consideration of internal control was for the limited purpose described in the first paragraph of this section and was not designed to identify all deficiencies in internal control that might be material weaknesses or significant deficiencies. Given these limitations, during our audit we did not identify any deficiencies in internal control that we consider to be material weaknesses. However, material weaknesses may exist that have not been identified.

Compliance and Other Matters

As part of obtaining reasonable assurance about whether Carroll County, Maryland's financial statements are free from material misstatement, we performed tests of its compliance with certain provisions of laws, regulations, contracts, and grant agreements, noncompliance with which could have a direct and material effect on the financial statements. However, providing an opinion on compliance with those provisions was not an objective of our audit, and accordingly, we do not express such an opinion. The results of our tests disclosed no instances of noncompliance or other matters that are required to be reported under *Government Auditing Standards*.

Purpose of this Report

The purpose of this report is solely to describe the scope of our testing of internal control and compliance and the results of that testing, and not to provide an opinion on the effectiveness of the entity's internal control or on compliance. This report is an integral part of an audit performed in accordance with *Government Auditing Standards* in considering the entity's internal control and compliance. Accordingly, this communication is not suitable for any other purpose.



Baltimore, Maryland
December 13, 2021

Independent Auditor's Report on Compliance for Each Major Program and on
Internal Control over Compliance Required by the Uniform Guidance

To the County Commissioners
Carroll County, Maryland

Report on Compliance for Each Major Federal Program

We have audited Carroll County, Maryland's compliance with the types of compliance requirements described in the *OMB Compliance Supplement* that could have a direct and material effect on each of Carroll County, Maryland's major federal programs for the year ended June 30, 2021. Carroll County, Maryland's major federal programs are identified in the summary of auditor's results section of the accompanying schedule of findings and questioned costs.

Carroll County, Maryland's basic financial statements include the operations of the Carroll County Community College, the Carroll County Board of Education, the Industrial Development Authority of Carroll County, and the Carroll County Public Library for the year ended June 30, 2021, component units which may have expended federal awards, and which are not included in Carroll County, Maryland's schedule of expenditures of federal awards during the year ended June 30, 2021. Our audit, described below, did not include the operations of these entities as they are engaged under separate audits. The results of these audits are separately reported in accordance with the Uniform Guidance, if required.

Management's Responsibility

Management is responsible for compliance with federal statutes, regulations, and the terms and conditions of its federal awards applicable to its federal programs.

Auditor's Responsibility

Our responsibility is to express an opinion on compliance for each of Carroll County, Maryland's major federal programs based on our audit of the types of compliance requirements referred to above. We conducted our audit of compliance in accordance with auditing standards generally accepted in the United States of America; the standards applicable to financial audits contained in *Government Auditing Standards*, issued by the Comptroller General of the United States; and the audit requirements of Title 2 U.S. Code of Federal Regulations Part 200, *Uniform Administrative Requirements, Cost Principles, and Audit Requirements for Federal Awards* ("Uniform Guidance"). Those standards and the Uniform Guidance require that we plan and perform the audit to obtain reasonable assurance about whether noncompliance with the types of compliance requirements referred to above that could have a direct and material effect on a major federal program occurred. An audit includes examining, on a test basis, evidence about Carroll County, Maryland's compliance with those requirements and performing such other procedures as we considered necessary in the circumstances.

We believe that our audit provides a reasonable basis for our opinion on compliance for each major federal program. However, our audit does not provide a legal determination of Carroll County, Maryland's compliance.

Opinion on Each Major Federal Program

In our opinion, Carroll County, Maryland complied, in all material respects, with the types of compliance requirements referred to above that could have a direct and material effect on each of its major federal programs for the year ended June 30, 2021.

Report on Internal Control over Compliance

Management of Carroll County, Maryland is responsible for establishing and maintaining effective internal control over compliance with the types of compliance requirements referred to above. In planning and performing our audit of compliance, we considered Carroll County, Maryland's internal control over compliance with the types of requirements that could have a direct and material effect on each major federal program to determine the auditing procedures that are appropriate in the circumstances for the purpose of expressing an opinion on compliance for each major federal program and to test and report on internal control over compliance in accordance with the Uniform Guidance, but not for the purpose of expressing an opinion on the effectiveness of internal control over compliance. Accordingly, we do not express an opinion on the effectiveness of Carroll County, Maryland's internal control over compliance.

A deficiency in internal control over compliance exists when the design or operation of a control over compliance does not allow management or employees, in the normal course of performing their assigned functions, to prevent, or detect and correct, noncompliance with a type of compliance requirement of a federal program on a timely basis. *A material weakness in internal control over compliance* is a deficiency, or a combination of deficiencies, in internal control over compliance, such that there is a reasonable possibility that material noncompliance with a type of compliance requirement of a federal program will not be prevented, or detected and corrected, on a timely basis. *A significant deficiency in internal control over compliance* is a deficiency, or a combination of deficiencies, in internal control over compliance with a type of compliance requirement of a federal program that is less severe than a material weakness in internal control over compliance, yet important enough to merit attention by those charged with governance.

Our consideration of internal control over compliance was for the limited purpose described in the first paragraph of this section and was not designed to identify all deficiencies in internal control over compliance that might be material weaknesses or significant deficiencies. We did not identify any deficiencies in internal control over compliance that we consider to be material weaknesses. However, material weaknesses may exist that have not been identified.

The purpose of this report on internal control over compliance is solely to describe the scope of our testing of internal control over compliance and the results of that testing based on the requirements of the Uniform Guidance. Accordingly, this report is not suitable for any other purpose.



Baltimore, Maryland
December 13, 2021

Carroll County, Maryland

**Schedule of Expenditures of Federal Awards
Year Ended June 30, 2021**

<u>Federal Grantor/Pass-through Grantor / Program or Cluster Title</u>	<u>Federal CFDA Number</u>	<u>Pass-through Entity Identifying Number</u>	<u>Pass-through to Subrecipients</u>	<u>Expenditures</u>
U.S. Department of Housing and Urban Development				
Direct Housing Section 8 Grants				
Housing Voucher Cluster (14.871 / 14.879)				
Section 8 Housing Choice Vouchers				
HUD Housing FY21	14.871	N/A	\$ -	\$ 5,605,947
HUD Housing Admin FY21	14.871	N/A	-	477,782
HUD Housing FY20	14.871	N/A	-	4,773
HUD Housing Admin FY20	14.871	N/A	-	127
Housing Voucher Adm (HCV) CV193223	14.871	N/A	-	87,687
HUD Housing FY19	14.871	N/A	-	(823)
Total Section 8 Housing Choice Vouchers			-	6,175,493
Mainstream Voucher Program				
Mainstream Voucher FY21	14.879	N/A	-	496,510
Mainstream Voucher Admin FY21	14.879	N/A	-	35,645
COVID Mainstream Admin FY21	14.879	N/A	-	7,409
Total Mainstream Voucher Program			-	539,564
Total Housing Voucher Cluster (14.871 / 14.879)			-	6,715,057
Continuum of Care Program				
Continuum of Care Program FY21	14.267	N/A	-	667
Continuum of Care Program FY20	14.267	N/A	-	11,849
Total Continuum of Care Program			-	12,516
Family Self-Sufficiency Program				
Family Self-Sufficiency Program FY20	14.896	N/A	-	38,312
Family Self-Sufficiency Program FY21	14.896	N/A	-	45,141
Total Family Self-Sufficiency Program			-	83,453
Passed Through Maryland Department of Community Development				
Community Development Block Grants/State's Program				
Community Dev Block - FCS	14.228	MD-20-HI-1	224,117	224,117
COVID 19 - Community Dev Block	14.228	MD-18-HI-2	17,382	17,382
COVID 19 CDB Rd #1 - ARC FY21	14.228	CV-1-3	32,127	32,127
COVID 19 CDB Rd #1 - HSP FY21	14.228	CV-1-3	230,164	230,164
COVID 19 CDB Rd #1 - PennMar FY21	14.228	CV-1-3	3,650	3,650
Total Community Development Block Grants/State's Program			507,440	507,440
Emergency Solutions Grant Program				
HSP OP Fed FY21	14.231	Unavailable	-	84,971
HSP Admin FY21	14.231	Unavailable	-	4,959
Emergency Solutions Grant CV193213	14.231	Unavailable	-	63,525
COVID 19 ESG-HSP	14.231	Unavailable	166,954	166,954
COVID 19 Emergency Solutions #2	14.231	Unavailable	4,290	4,290
COVID 19 ESG - HSP #2	14.231	Unavailable	36,133	36,133
Total Emergency Solutions Grant Program			207,377	360,832
Total U.S. Department of Housing and Urban Development			714,817	7,679,298

Carroll County, Maryland

**Schedule of Expenditures of Federal Awards
Year Ended June 30, 2021**

<u>Federal Grantor/Pass-through Grantor / Program or Cluster Title</u>	<u>Federal CFDA Number</u>	<u>Pass-through Entity Identifying Number</u>	<u>Pass-through to Subrecipients</u>	<u>Expenditures</u>
U.S. Department of Labor				
Passed Through Howard County Maryland				
Manpower Resources Employment and Training Assistance				
WIOA Cluster (17.258 / 17.259 / 17.278)				
WIOA Adult Program				
BERC - Title I Adult FY20	17.258	P06-MM-PY19-A P06-MMPY19-A	-	238,769
BERC - Admin FY20	17.258	P06-MMFY20-A PY20 (P16-MM-PY20)	-	21,858
BERC Title I FY21	17.258	FY21 (P16-MM-FY21) PY20 (P16-MM-PY20)	-	21,978
BERC Admin FY21 - WIOA Adult	17.258	FY21 (P16-MM-FY21)	-	937
Total WIOA Adult Program			-	283,542
WIOA Youth Activities				
BERC - Youth FY20	17.259	P06-MM-PY19-Y	-	176,812
BERC - WIOA Youth WEX FY20	17.259	P06-MM-PY19-Y	-	32,039
BERC - Admin FY20	17.259	P06-MMPY19-Y PY20 (P16-MM-PY20)	-	21,858
BERC - Admin FY21 - WIOA Youth	17.259	FY21 (P16-MM-FY21)	-	852
BERC - Youth FY19	17.259	P00P94-MM-PY18-Y	-	6
Total WIOA Youth Activities			-	231,567
WIOA Dislocated Worker Formula Grants				
BERC - Title I Disloctdwrkr FY20	17.278	P06-MM-PY19-D P06-MMPY19-D	-	549,602
BERC - Admin FY20	17.278	P06-MMFY20-D PY20 (P16-MM-PY20)	-	60,372
BERC Title I DisloctdWrkr FY213152	17.278	FY21 (P16-MM-FY21) PY20 (P16-MM-PY20)	-	16,306
BERC Admin FY21 - WIOA Dislocated Worker	17.278	FY21 (P16-MM-FY21)	-	2,470
Total WIOA Dislocated Worker Formula Grants			-	628,750
Total WIO Cluster (17.258 / 17.259 / 17.278)			-	1,143,859
Total U.S. Department of Labor			-	1,143,859

Carroll County, Maryland

**Schedule of Expenditures of Federal Awards
Year Ended June 30, 2021**

<u>Federal Grantor/Pass-through Grantor / Program or Cluster Title</u>	<u>Federal CFDA Number</u>	<u>Pass-through Entity Identifying Number</u>	<u>Pass-through to Subrecipients</u>	<u>Expenditures</u>
U.S. Department of Health and Human Services				
Passed Through Maryland Office on Aging				
Aging Cluster (93.044 / 93.045 / 93.053)				
Special Programs for the Aging, Title III, Part B, Grants for Supportive Services and Senior Centers				
Title IIIB FY20	93.044	650120/06	-	30,335
IIIB FY21	93.044	650121/06 652121/06	-	91,758
COVID 19 CARES Act - Title IIIB FY20	93.044	654520/06	-	51,653
Title III, B FY19	93.044	650119/06	-	20,134
Total Special Programs for the Aging, Title III, Part B, Grants for Supportive Services and Senior Centers			-	193,880
Special Programs for the Aging, Title III, Part C, Nutrition Services				
COVID 19 HDM IIIC2	93.045	652220/06	-	59,949
IIIC FY21	93.045	Unavailable	-	77,688
Title IIIC FY20	93.045	650220/06	-	69,117
HDM FY21	93.045	Unavailable	-	53,987
COVID 19 CARES Act-Title IIIC FY20	93.045	654620/06	-	64,396
Title IIIC FY19	93.045	650219/06	-	16,264
HDM FY20	93.045	650320/06	-	46,558
COVID 19 Title IIIC1	93.045	652220/06	-	12,035
Total Special Programs for the Aging, Title III, Part C, Nutrition Services			-	399,994
Nutrition Services Incentive Program				
NSIP FFY20	93.053	650520/06	-	268
NSIP FY21	93.053	650521/06	-	7,002
Total Nutrition Services Incentive Program			-	7,270
Total Aging Cluster (93.044 / 93.045 / 93.053)			-	601,144
Special Programs for the Aging, Title III, Part D				
Title IIID FY20	93.043	650620/06	-	8,574
IIID FY21	93.043	650621/06	-	902
Title III, D FY19	93.043	650619/06	-	2,155
Total Special Programs for the Aging, Title III, Part D			-	11,631
National Family Caregiver Support, Title III, Part E				
Title IIIE FY20	93.052	652020/06	-	47,229
IIIE FY21	93.052	652021/06	-	26,787
COVID 19 CARES Act - Title IIIE FY20	93.052	654720/06	-	26,898
Total National Family Caregiver Support, Title III, Part E			-	100,914
Special Programs for the Aging, Title VII, Chapter 2				
Ombudsman Title VII FY20	93.042	650720/06	-	99
Ombudsman FY21	93.042	650721/06	-	9,795
COVID 19 CARES Act - Title VII FY20	93.042	620520/06	-	2,484
Total Special Programs for the Aging, Title VII, Chapter 2			-	12,378
Special Programs for the Aging, Title VII, Chapter 3				
Title VII Pt3 Elder Abuse FY203007	93.041	652120/06	-	1,401
Elder Abuse FY21	93.041	650921/06	-	756
Title VII FFY19	93.041	650919/06	-	853
Total Special Programs for the Aging, Title VII, Chapter 3			-	3,010
Special Programs for the Aging, Title IV, and Title II				
Senior Med Patrol FY21	93.048	Unavailable	-	5,632

Carroll County, Maryland

**Schedule of Expenditures of Federal Awards
Year Ended June 30, 2021**

<u>Federal Grantor/Pass-through Grantor / Program or Cluster Title</u>	<u>Federal CFDA Number</u>	<u>Pass-through Entity Identifying Number</u>	<u>Pass-through to Subrecipients</u>	<u>Expenditures</u>
State Health Insurance Assistance Program				
SHIP FY21	93.324	651521/06	-	8,023
SHIP FY22	93.324	Unavailable	-	5,107
Total State Health Insurance Assistance Program			-	13,130
Medicare Enrollment Assistance Program				
MIPPA FY20	93.071	653720/06;653820/06; 653920/06	-	7,613
MIPPA FY21	93.071	Unavailable	-	6,283
Total Medicare Enrollment Assistance Program			-	13,896
Passed Through Maryland State Department of Human Resources				
Child Support Enforcement				
Circuit Court Child Supp FY20	93.563	CSEA/CRA/20-010	-	4,916
Sheriff Child Support FY20	93.563	CSEA/CRA/20-035	-	78,472
Circuit Court Child Supp FY21	93.563	CSEA/CRA/21-010	-	16,832
Sheriff Child Support FY21	93.563	CSA/CRA 21-035	-	110,508
Total Child Support Enforcement			-	210,728
MaryLee Allen Promoting Safe and Stable Families Program				
Safe and Stable Families FY21	93.556	CRRL/SSA 21-012	125,824	125,824
Temporary Assistance for Needy Families				
Family Preservation FY21	93.558	CRRL/SSA 19-003	387,830	387,830
Family Preservation Admin FY213177	93.558	CRRL/SSA 19-003	-	8,000
Total Temporary Assistance for Needy Families			387,830	395,830
Passed Through Maryland Department of Health & Mental Hygiene				
Medicaid Cluster (93.775 / 93.777 / 93.778)				
Medical Assistance Program				
Case Mgmt & Support FY20	93.778	Unavailable	-	142,964
FFP FY20	93.778	Unavailable	-	(8,033)
Case Mgmt & Support FY21	93.778	Unavailable	-	127,087
FFP FY21	93.778	Unavailable	-	75,460
FFP FY19	93.778	Unavailable	-	134,002
MFP FY19	93.778	Unavailable	-	(3,058)
Total Medicaid Cluster (93.775 / 93.777 / 93.778)			-	468,422
Total U.S. Department of Health and Human Services			513,654	1,962,539
U.S. Department of Veterans Affairs				
Passed Through Maryland Office On Aging				
VHA Home Care				
Veterans Directed Home FY19	64.044	Unavailable	-	(724)
Total U.S. Department of Veterans Affairs			-	(724)

Carroll County, Maryland

**Schedule of Expenditures of Federal Awards
Year Ended June 30, 2021**

<u>Federal Grantor/Pass-through Grantor / Program or Cluster Title</u>	<u>Federal CFDA Number</u>	<u>Pass-through Entity Identifying Number</u>	<u>Pass-through to Subrecipients</u>	<u>Expenditures</u>
U.S. Department of Transportation				
Passed through Maryland State Highway Administration				
Highway Safety Cluster (20.600 / 20.601 / 20.602 / 20.609 / 20.610 / 20.611 / 20.612 / 20.613 / 20.616)				
State and Community Highway Safety				
Sheriff Highway Safety FY20	20.600	2020-142; 2020-143; 2020-145	-	5,337
HSE - Speed Enforcement FY21	20.600	2021-059	-	2,524
HSE - Occupant Safety FY21	20.600	2021-058	-	2,190
Total State and Community Highway Safety			-	10,051
National Priority Safety Programs				
Sheriff Highway Safety FY20	20.616	2020-144	-	11,677
HSE - Impaired Driving FY21	20.616	2021-056	-	10,945
Total National Priority Safety Programs			-	22,622
Total Highway Safety Cluster (20.600 / 20.601 / 20.602 / 20.609 / 20.610 / 20.611 / 20.612 / 20.613 / 20.616)				
			-	32,673
Federal Transit Cluster (20.500 / 20.507 / 20.525 / 20.526)				
Buses and Bus Facilities Formula, Competitive, and Low or No Emissions Programs				
Transportation Cap Assets FY213201	20.526	Unavailable	-	163,368
Federal Transit Formula Grants				
Section 5307 Prev Maint FY20	20.507	Unavailable	1,275	1,275
Section 5307 Prev Maint FY21	20.507	Unavailable	-	90,190
Section 5307 Operating FY21	20.507	Unavailable	104,163	104,163
COVID 19 Sec 5307 Cares Act FY21	20.507	Unavailable	618,508	618,508
Total Federal Transit Formula Grants			723,946	814,136
Total Federal Transit Cluster (20.500 / 20.507 / 20.525 / 20.526)				
			723,946	977,504
Federal Motor Carrier Safety Assistance (FMCSA) Cluster (20.218 / 20.237)				
Motor Carrier Safety Assistance				
Motor Carrier Safety Asst FY19	20.218	Unavailable	-	6,340
MCSAP FY20	20.218	Unavailable	-	13,253
Total Federal Motor Carrier Safety Assistance (FMCSA) Cluster			-	19,593
Formula Grants for Rural Areas and Tribal Transit Program				
Section 5311 Operating FY21	20.509	Unavailable	38,050	38,050
Sec 5311 Cares Act FY21	20.509	Unavailable	232,081	232,081
Total Formula Grants for Rural Areas and Tribal Transit Program			270,131	270,131
Metropolitan Transportation Planning and State and Non-Metropolitan Planning and Research				
UPWP - FY20	20.505	Unavailable	-	(2,031)
UPWP - FY21	20.505	Unavailable	-	19,586
Total Metropolitan Transportation Planning and State and Non-Metropolitan Planning and Research			-	17,555

Carroll County, Maryland

**Schedule of Expenditures of Federal Awards
Year Ended June 30, 2021**

<u>Federal Grantor/Pass-through Grantor / Program or Cluster Title</u>	<u>Federal CFDA Number</u>	<u>Pass-through Entity Identifying Number</u>	<u>Pass-through to Subrecipients</u>	<u>Expenditures</u>
Highway Planning and Construction Cluster (20.205 / 20.219 / 20.224 / 23.003)				
Highway Planning and Construction				
Bixler Road Bridge	20.205	Unavailable	-	76,314
Safe Routes to School - MD 32 SIDEWALK	20.205	HS# HS232B51 / FAP# SRTS3(380)E	-	45,180
Safe Routes to School Program (Johnsville Road)	20.205	Unavailable	-	33,432
Total Highway Planning and Construction			-	154,926
Total Highway Planning and Construction Cluster (20.205 / 20.219 / 20.224 / 23.003)			-	154,926
Airport Improvement Program				
COVID 19 CARES Act Funding Airports	20.106	MAA-GR-20-01	-	69,000
AIP 31 and AIP 33	20.106	MAA-GR-20-016	-	218,044
Total Airport Improvement Program			-	287,044
Total U.S. Department of Transportation			994,077	1,759,426
U.S. Department of Homeland Security				
Passed Through Maryland Emergency Management Administration				
Disaster Grants-Public Assistance (Presidentially Declared Disasters)				
Disaster Grants - Public Assistance / Homeland Security	97.036	Unavailable	20,043	20,043
Total Disaster Grants-Public Assistance (Presidentially Declared Disasters)			20,043	20,043
Hazard Mitigation Grant				
HS Hazard Mitigation FY18	97.039	FEMA- DR-4261-MD-0023	-	989
Total Hazard Mitigation Grants			-	989
Homeland Security Grant Program				
SHSP FY20	97.067	19-SR 8841-02	-	55,645
UASI Tactical Support Op FY20	97.067	19-SR-8841-01	-	133,408
UASI Tactical Supp Op FY21	97.067	20-SR 8841-03	-	59,719
UASIHazt FFY18	97.067	EMW-2017-SS-00019-S01	-	871
UASI Tactical Supp Ops FY19	97.067	EMW-2018-SS-00023-UASI	-	32,893
SHSP FFY19 EOC	97.067	18-SR 8841-03	-	9,660
SHSP FF19 Train	97.067	18-SR 8841-03	-	784
SHSP FF19 ADMS	97.067	18-SR 8841-03	-	30,838
UASIHazt FFY19	97.067	EMW-2018-SS-00023-UASI	-	10,192
UASI MCV FFY19	97.067	EMW-2018-SS-00023-UASI	-	1,409
UASI Emerg Notifctn Sys FY19	97.067	EMW-2018-SS-00023-UASI	-	20,810
UASI Regional Plnrs FFY19	97.067	EMW-2018-SS-00023-UASI	-	16,235
Total Homeland Security Grant Program			-	372,464
Emergency Management Performance Grants				
Emerg Mgmt Perf FY20	97.042	19-SR-8841-03	-	(60,239)
Emerg Mgmt Perf FY21	97.042	20-SR-8841-01	-	101,137
COVID 19 EMPG Supplmnt FFY20	97.042	20-SR-8841-02	-	29,629
Emerg Mgmt Perf FY19	97.042	EMW-2018-EP-00002-S01	-	(7,267)
Total Emergency Management Performance Grants			-	63,260
Total U.S. Department of Homeland Security			20,043	456,756

Carroll County, Maryland

**Schedule of Expenditures of Federal Awards
Year Ended June 30, 2021**

<u>Federal Grantor/Pass-through Grantor / Program or Cluster Title</u>	<u>Federal CFDA Number</u>	<u>Pass-through Entity Identifying Number</u>	<u>Pass-through to Subrecipients</u>	<u>Expenditures</u>
U.S. Department of Justice				
Passed Through The Governor's Office of Crime Control and Prevention				
Equitable Sharing Program				
Tactical Diversion TF DOJ FY203065	16.922	Unavailable	-	2,955
Tactical Diversion TF DOJ FY213196	16.922	Unavailable	-	15,038
Total Equitable Sharing Program			-	17,993
Coronavirus Emergency Supplemental Funding				
CESF - Circuit Court PPE FY21	16.034	2020-CO-0033	-	202
CESF - BGClub FY21	16.034	2020-CO-0040	72,693	72,693
CESF - YSB FY21	16.034	2020-CO-0040	21,219	21,219
CESF - TWOI FY21	16.034	2020-CO-0040	19,181	19,181
CESF - LMB Tech Upgrades FY21	16.034	2020-CO-0040	-	1,825
CESF - Sheriff's Office FY21	16.034	2020-CO-0111	-	35,685
Total Coronavirus Emergency Supplemental Funding			113,093	150,805
Joint Law Enforcement Operations				
DOJ Joint Law Enfric FY20	16.111	JLEO-20-0479	-	3,172
DOJ Joint Law Enforc FY21	16.111	JLEO-21-0479	-	10,161
Total Joint Law Enforcement Operations			-	13,333
Crime Victim Assistance				
COVID 19 VOCA FY20	16.575	VOCA-2017-0160	-	5,410
Federal Asset Forfeiture Grant				
DOJ Child Exp HmnTraffic FFY203114	16.992	50E-BA-C111388	-	1,238
DOJ Child Exp HmnTraffic FFY213280	16.992	50E-BA-C111388	-	4,203
Total Federal Asset Forfeiture Grant			-	5,441
Violence Against Women Formula Grants				
VAWA FY21 ST Atty	16.588	VAWA-2020-0017	-	41,561
National Childrens Alliance				
Nat'l Chldrns Allnc (NAC) FY213309	16.758	WEST-MD-REEQUIP21	-	10,507
Edward Byrne Memorial Justice Assistance Grant Program				
BJAG FY20	16.738	BJAG-2018-0002	-	1,001
BJAG SH Wellness Inity FY21	16.738	BJAG-2018-0027	-	17,044
Total Edward Byrne Memorial Justice Assistance Grant Program			-	18,045
Total of U.S. Department of Justice			113,093	263,095
Executive Office of the President				
Passed Through Mercyhurst University				
High Intensity Drug Trafficking Areas Program				
HIDTA CY20	95.001	I-2020CARROLL	-	35,786
HIDTA CY21	95.001	Unavailable	-	28,924
Total High Intensity Drug Trafficking Areas Program			-	64,710
Total Executive Office of the President			-	64,710

Carroll County, Maryland

**Schedule of Expenditures of Federal Awards
Year Ended June 30, 2021**

<u>Federal Grantor/Pass-through Grantor / Program or Cluster Title</u>	<u>Federal CFDA Number</u>	<u>Pass-through Entity Identifying Number</u>	<u>Pass-through to Subrecipients</u>	<u>Expenditures</u>
U.S. Treasury				
Passed through State of Maryland				
Coronavirus Relief Fund				
CRF - PW Facilities	21.019	Unavailable	-	120,008
CRF - Information Technology	21.019	Unavailable	-	760,554
CRF - PW PPE	21.019	Unavailable	-	340,075
CRF - Courts Temp Sensor	21.019	Unavailable	-	45,041
CRF - Citizen Svcs Homeless	21.019	Unavailable	68,114	68,114
CRF - Citizen Services	21.019	Unavailable	-	69,532
CRF - Comptroller	21.019	Unavailable	-	44,476
CRF - Recs and Parks	21.019	Unavailable	-	5,185
CRF - Recs & Parks PPE	21.019	Unavailable	-	16,752
CRF - Municipalities PPE	21.019	Unavailable	5,186	5,186
CRF - Farm Museum - PPE	21.019	Unavailable	-	5,393
CRF - Public Safety PPE	21.019	Unavailable	-	483,664
CRF - Econ Development	21.019	Unavailable	6,179,450	6,179,450
CRF - Library	21.019	Unavailable	8,560	8,560
CRF - Municipalities	21.019	Unavailable	765,212	765,212
CRF - Elections	21.019	Unavailable	-	21,745
CRF - Public Works HVAC	21.019	Unavailable	-	387,582
CRF - Public Safety Commn Cntr	21.019	Unavailable	-	1,127,857
CRF - Public Wrks Lobby Redesign 3240	21.019	Unavailable	-	647,955
CRF - Vaccine Clinics	21.019	Unavailable	-	26,331
CRF - Sheriff OT	21.019	Unavailable	-	10,554
CRF - Sheriff PPE	21.019	Unavailable	-	49,897
CRF - Citizen Services PPE	21.019	Unavailable	-	301,009
CRF - Pub Safety Comm Ctr Mods	21.019	Unavailable	-	523,139
CRF - Public Safety Equipment	21.019	Unavailable	-	15,029
CRF - HR Finger Print Machine	21.019	Unavailable	-	8,831
CRF - Communications	21.019	Unavailable	-	8,375
CRF - Land & Resource Mgmt	21.019	Unavailable	-	16,485
CRF - Humane Society	21.019	Unavailable	651	651
CRF - Human Resources	21.019	Unavailable	-	2,490,524
CRF - Rec Council PPE	21.019	Unavailable	20,942	20,942
CRF - SDPayroll - Cty	21.019	Unavailable	-	989,626
CRF - SDPayroll - HD	21.019	Unavailable	-	1,095,669
CRF - Northern Landfill	21.019	Unavailable	-	99,140
			<u>7,048,115</u>	<u>16,758,543</u>
Total Coronavirus Relief Fund				
Coronavirus State and Local Fiscal Recovery Funds				
ARP - Non Profits - Local Govt ED	21.027	Unavailable	525,000	525,000
Passed through Maryland Department of Housing and Community Development				
Emergency Rental Assistance Program				
Emerg RAP FY21	21.023	ERAP-2021- Carroll Co-000853	-	545,133
Emerg HSP FY21	21.023	ERAP-2021- Carroll Co-000853	3,990	3,990
Emerg Housing Stability FY21	21.023	ERAP-2021- Carroll Co-000853	-	2,785
			<u>3,990</u>	<u>551,908</u>
Total Emergency Rental Assistance Program				
Total U.S. Treasury			<u>7,577,105</u>	<u>17,835,451</u>
U.S. Department of Agriculture				
Passed Through National Resources Conservation Service				
Watershed Rehabilitation Program				
Watershed Rehabilitation Program - USDA	10.916	NRCS-ADS-093	-	166,727
			<u>-</u>	<u>166,727</u>
Total Watershed Rehabilitation Program				
Total U.S. Department of Agriculture			<u>-</u>	<u>166,727</u>
Total Federal Programs			<u>\$ 9,932,789</u>	<u>\$ 31,331,137</u>

See Notes to Schedule of Expenditures of Federal Awards

Carroll County, Maryland

Notes to Schedule of Expenditures of Federal Awards June 30, 2021

Note 1 - Basis of presentation

The accompanying schedule of expenditures of federal awards (the "Schedule") includes the federal award activity of Carroll County, Maryland under programs of the federal government for the year ended June 30, 2021. The information in this Schedule is presented in accordance with the requirements of Title 2 U.S. *Code of Federal Regulations* Part 200, *Uniform Administrative Requirements, Cost Principles, and Audit Requirements for Federal Awards* ("Uniform Guidance"). Because the Schedule presents only a selected portion of the operations of Carroll County, Maryland, it is not intended to and does not present the financial position, changes in net position or cash flows of Carroll County, Maryland.

Note 2 - Summary of significant accounting policies

Expenditures reported on the Schedule are reported on the modified accrual basis of accounting. Such expenditures are recognized following the cost principles contained in the Uniform Guidance, wherein certain types of expenditures are not allowable or are limited as to reimbursement. Grant revenues are recorded for financial reporting purposes when expenditures are made in accordance with requirements of respective grants. Negative amounts shown on the Schedule represent adjustments or credits made in the normal course of business to amounts reported as expenditures in prior years.

Note 3 - Indirect cost rate

Carroll County, Maryland has elected not to use the 10 percent de minimis indirect cost rate allowed under the Uniform Guidance.

Carroll County, Maryland

**Schedule of Findings and Questioned Costs
Year Ended June 30, 2021**

I. Summary of Independent Auditor's Results

Financial Statements

Type of auditor's report issued on whether the financial statements audited were prepared in accordance with GAAP:

Unmodified opinion

Internal control over financial reporting:

Material weakness(es) identified?	<input type="checkbox"/> Yes	<input checked="" type="checkbox"/> No	
Significant deficiency(ies) identified?	<input type="checkbox"/> Yes	<input checked="" type="checkbox"/> None Reported	
Noncompliance material to financial statements noted?	<input type="checkbox"/> Yes	<input checked="" type="checkbox"/> No	

Federal Awards

Internal control over major programs:

Material weakness(es) identified?	<input type="checkbox"/> Yes	<input checked="" type="checkbox"/> No	
Significant deficiency(ies) identified?	<input type="checkbox"/> Yes	<input checked="" type="checkbox"/> None Reported	

Type of auditor's report issued on compliance for major programs:

Unmodified opinion

Any audit findings disclosed that are required to be reported in accordance with 2 CFR Section 200.516(a) of the Uniform Guidance

Yes No

Identification of Major Programs

<u>Name of Federal Program or Cluster</u>	<u>CFDA Number</u>	<u>Fiscal Year 6/30/2021 Expenditures</u>
WIOA Cluster	17.258 / 17.259 / 17.278	<u>\$ 1,143,859</u>
Coronavirus Relief Fund	21.019	<u>\$ 16,758,543</u>
Dollar threshold used to distinguish between type A and type B programs		<u>\$ 939,934</u>
Auditee qualified as a low-risk auditee?	<input type="checkbox"/> Yes <input checked="" type="checkbox"/> No	

Carroll County, Maryland

**Schedule of Findings and Questioned Costs
Year Ended June 30, 2021**

II. Financial Statement Findings

None

III. Major Federal Award Findings and Questioned Costs

None





Department of the Comptroller
Carroll County Government
225 North Center Street
Westminster, Maryland