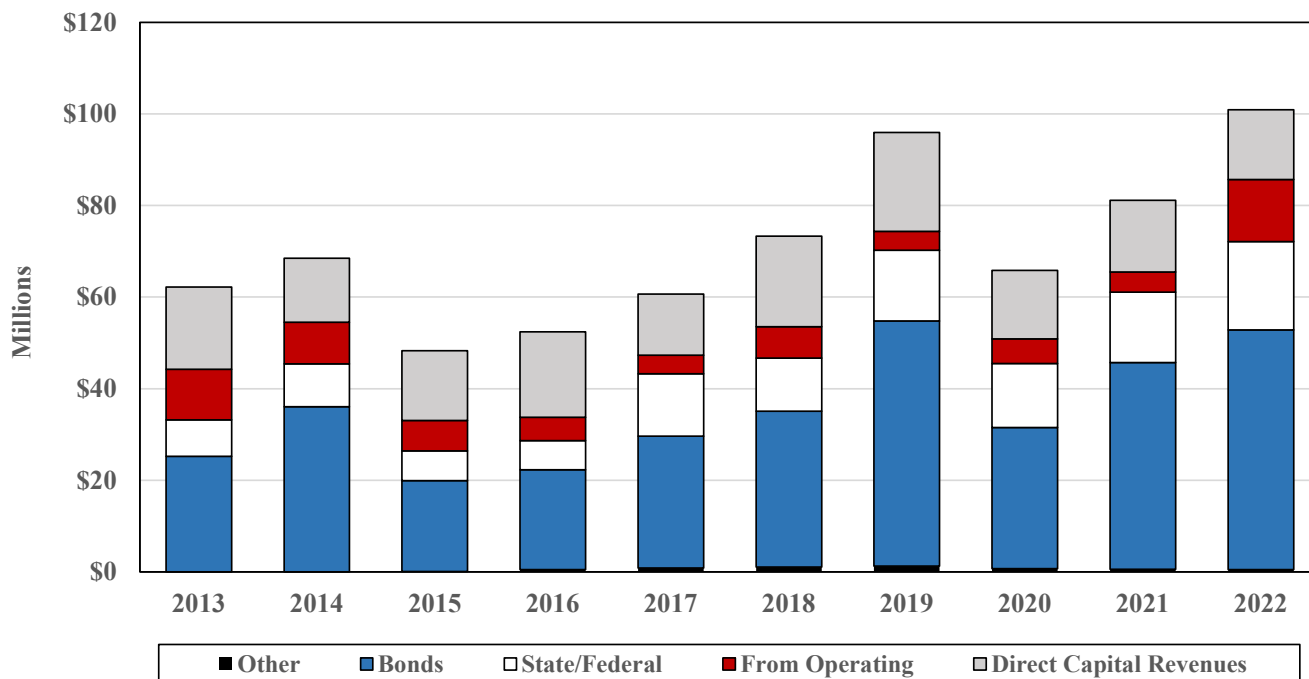


Capital Fund Summary

FY 20 - FY 22 Capital Fund Revenues

Revenue Source	Fiscal Year			\$ Change FY 21 to FY 22
	2020 Budget	2021 Budget	2022 Budget	
Local				
Transfer from General Fund	\$4,654,146	\$3,924,925	\$13,458,687	\$9,533,762
Reallocated GF Transfer	739,266	470,475	104,533	(365,942)
Local Income Tax	12,080,720	12,371,160	12,118,700	(252,460)
Property Tax	2,680,680	2,500,000	2,539,900	39,900
Bonds	28,074,330	43,525,891	48,448,990	4,923,099
Reallocated Bonds	2,695,384	1,650,989	3,870,210	2,219,221
Impact Fee - Parks	0	470,000	175,000	(295,000)
Reallocated Impact Fee - Parks	0	300,000	163,900	(136,100)
Transfer from Hotel Tax	160,000	0	0	0
Transfer from Special Revenue Fund - WPRF	0	0	252,490	252,490
LOCAL TOTAL	\$51,084,527	\$65,213,440	\$81,132,410	\$15,918,970
State				
State Highway Administration	\$176,000	\$176,000	\$176,000	\$0
Highway User Revenue	2,548,431	2,492,000	1,359,000	(1,133,000)
Program Open Space	1,651,700	1,118,700	1,119,000	300
Ag. Preservation (MALPF)	500,000	500,000	500,000	0
Ag Transfer Tax	150,000	150,000	300,000	150,000
State School Construction	7,603,950	9,482,894	11,397,106	1,914,212
MD Higher Education Commission	227,000	0	0	0
MD Library Development	800,000	0	0	0
State	0	0	1,550,000	1,550,000
State Miscellaneous Grants	0	1,250,000	1,000,000	(250,000)
STATE TOTAL	\$13,657,081	\$15,169,594	\$17,401,106	\$2,231,512
Federal				
Federal Highway/Bridge	\$331,500	\$178,000	\$1,872,150	\$1,694,150
FEDERAL TOTAL	\$331,500	\$178,000	\$1,872,150	\$1,694,150
Other				
Developer Contribution	\$0	\$0	\$172,407	\$172,407
Municipal	223,600	541,000	315,510	(225,490)
Private	496,000	0	0	0
OTHER TOTAL	\$719,600	\$541,000	\$487,917	(\$53,083)
TOTAL REVENUES	\$65,792,708	\$81,102,034	\$100,893,583	\$19,791,549

Capital Fund Revenues



This chart shows the capital budget by revenue source for FY 13 - 22.

From Operating includes current and prior year revenues from local sources transferred to the Capital Fund, including transfers from the General Fund and reallocated General Fund transfers.

State/Federal includes funds from sources such as Federal Aid for Bridges, State School Construction Program, Program Open Space, Highway User Revenue, State Agricultural Preservation (MALPF), and State Highway Administration.

Bonds includes new and reallocated general obligation bonds.

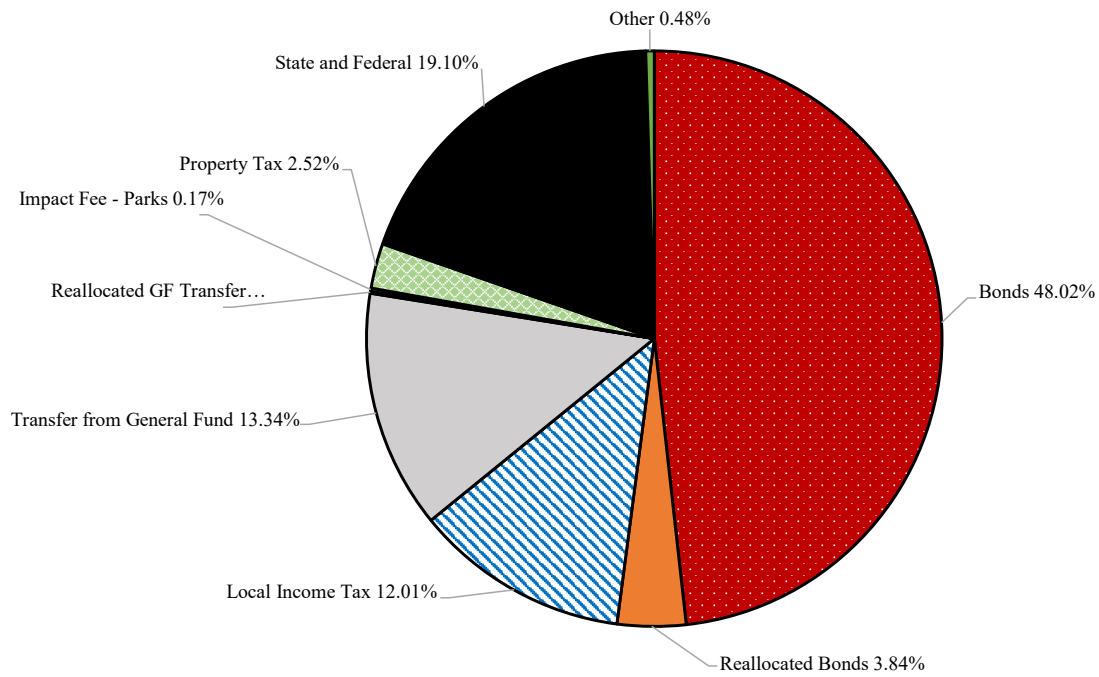
Direct Capital Revenues includes funds earmarked by the Commissioners for use in the Capital Fund. These revenues are appropriated directly to the Capital Fund rather than being transferred from the General Fund. 9.09% of Local Income Tax collected is appropriated for school construction. A portion of Real Property Tax is dedicated to agricultural preservation. Park Impact Fees are appropriated for parkland acquisition and development. Hotel Tax, a special revenue, is appropriated to specific tourism projects.

Other includes revenues such as grants, developer contributions, private, municipal, and community contributions.

Capital Fund Revenues

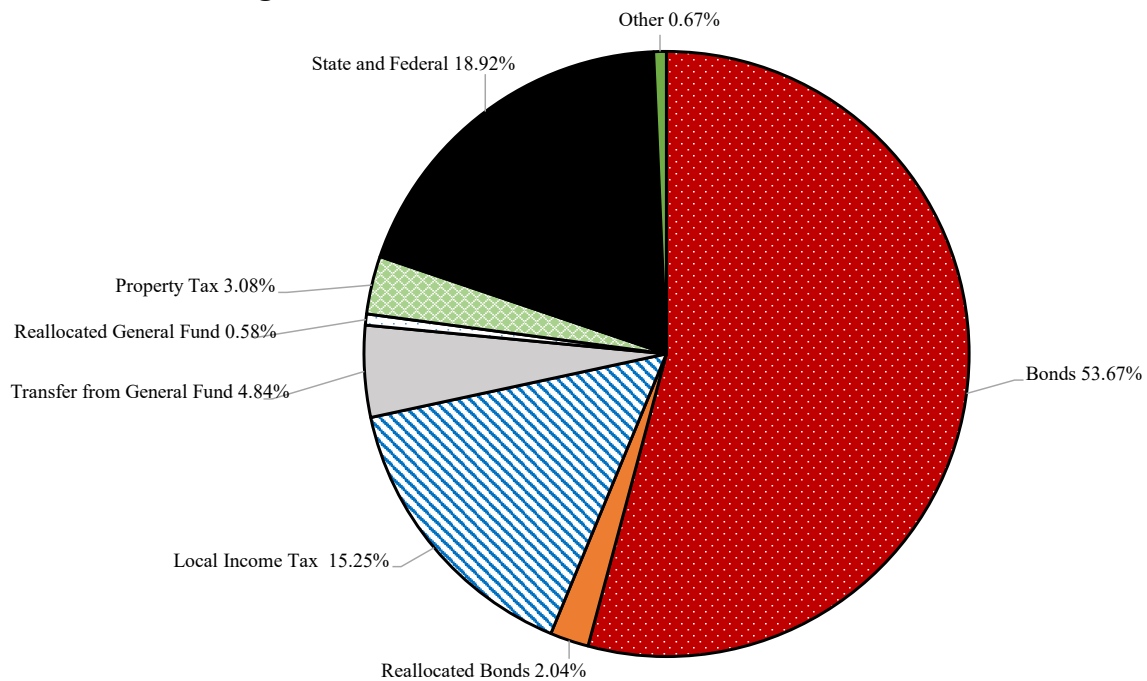
Fiscal Year 2022 Budget

\$100,893,583



Fiscal Year 2021 Budget

\$81,102,034



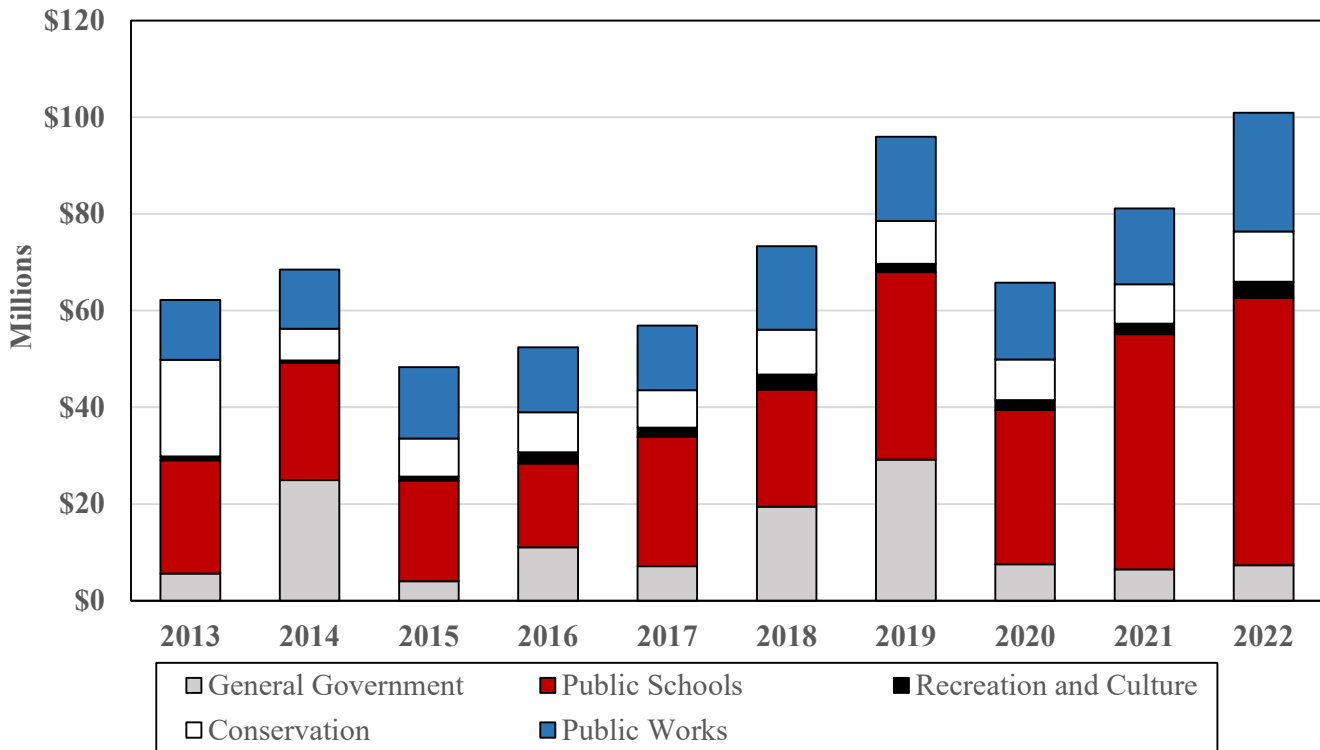
FY 20 - FY 22 Capital Fund Appropriations

Appropriation Area	Fiscal Year			\$ Change FY 21 to FY 22
	2020 Budget	2021 Budget	2022 Budget	
Public Schools	\$31,901,720	\$48,606,860	\$55,294,806	\$6,687,946
Conservation and Open Space	8,433,680	8,158,000	10,379,427	2,221,427
Public Works	15,900,500	15,648,000	24,529,850	8,881,850
Recreation and Culture	2,029,970	2,210,700	3,374,350	1,163,650
General Government	7,526,838	6,478,474	7,315,150	836,676
Total Appropriations	\$65,792,708	\$81,102,034	\$100,893,583	\$19,791,549

FY 20 - FY 22 Capital Fund Appropriations

Appropriation Area	Fiscal Year			\$ Change FY 21 to FY 22
	2020 Budget	2021 Budget	2022 Budget	
<u>Public Schools</u>	\$31,901,720	\$48,606,860	\$55,294,806	\$6,687,946
<u>Conservation and Open Space</u>	8,433,680	8,158,000	10,379,427	2,221,427
<u>Public Works</u>				
Roads	15,332,000	15,320,000	21,835,000	6,515,000
Bridges	568,500	328,000	2,694,850	2,366,850
Public Works Total	15,900,500	15,648,000	24,529,850	8,881,850
<u>Recreation and Culture</u>	2,029,970	2,210,700	3,374,350	1,163,650
<u>General Government</u>				
County Facilities	2,807,838	3,065,000	1,716,400	(1,348,600)
Criminal Justice/Public Safety	1,926,000	2,358,474	3,732,750	1,374,276
Farm Museum	160,000	0	0	0
Board of Elections	452,000	605,000	0	(605,000)
Carroll Community College	785,000	350,000	700,000	350,000
Libraries/Senior Centers	1,396,000	100,000	1,166,000	1,066,000
General Government Total	7,526,838	6,478,474	7,315,150	836,676
Total Appropriations	\$65,792,708	\$81,102,033	\$100,893,583	\$19,791,550

Capital Fund Appropriations



This chart shows appropriations to the five principal groupings in the Capital Fund for FY 13 - 22.

Public Schools includes Board of Education construction, renovation, and modernization projects.

Conservation includes agricultural preservation and easement programs, NPDES compliance projects, water development, and acquisition of property for other County uses, which may include future roadway easements and public facilities.

Public Works includes projects for the maintenance and construction of roads and bridges.

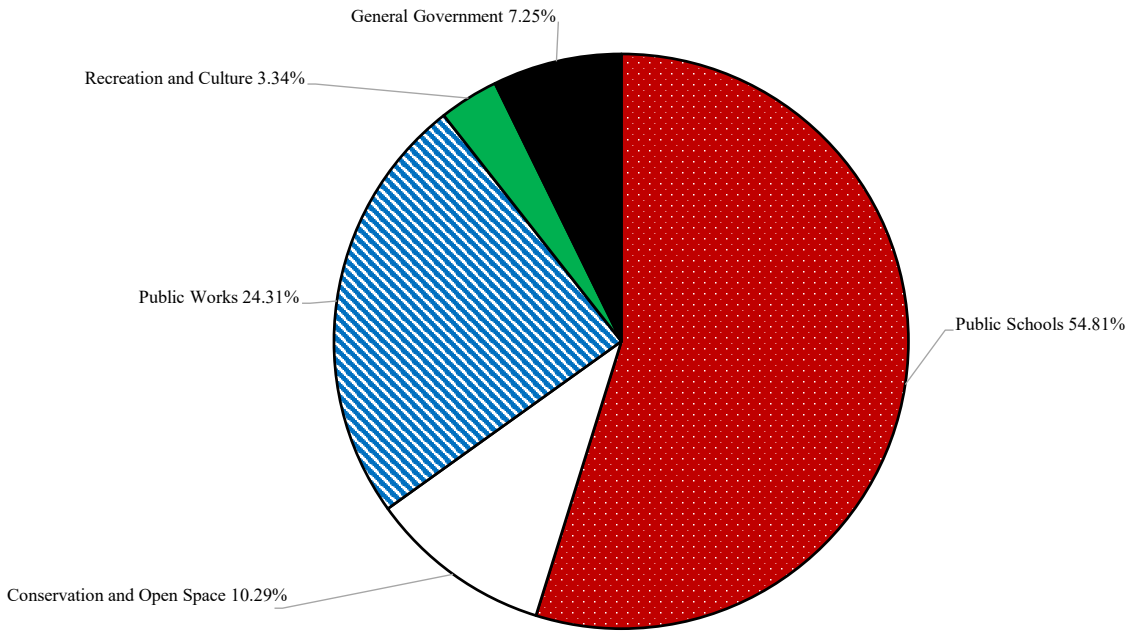
Recreation and Culture includes the purchase of land, development and restoration of parks, and preservation of Union Mills Homestead.

General Government includes projects for Public Safety, Carroll Community College, Carroll County Public Library, State's Attorney's Office, Technology Services, Senior Centers, Farm Museum, Board of Elections, Sheriff's Office, and other County facilities.

Capital Fund Appropriations

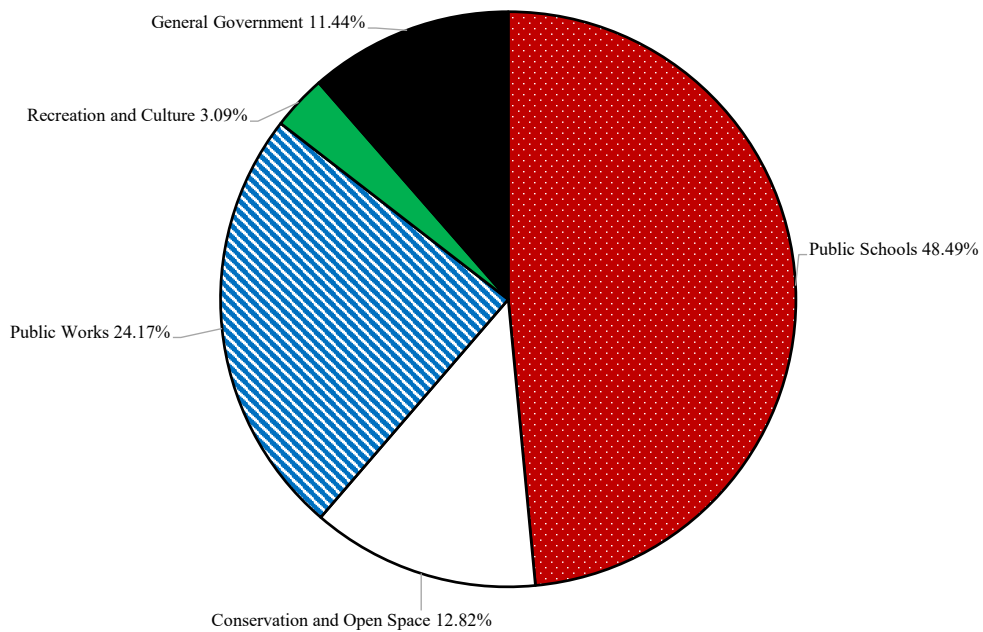
Fiscal Year 2022 Budget

\$100,893,583



Fiscal Year 2021 Budget

\$81,102,034



Community Investment Plan - Schedule of Reappropriations
Fiscal Year 2022

Reappropriations are a transfer of funds. They may occur when there are unspent budgeted funds from a completed or cancelled project, or when there is an unallocated project that holds funds for future use.

Capital Fund

Project		Source/Amount		
From	To	Current	Bonds	Other
8480 Public Safety Emergency Crisis Management	9920 Watershed Assessment and Improvement (NPDES)	\$66,120.00		
8480 Public Safety Emergency Crisis Management	8819 Public Safety Emergency Communication Radios	35,004.58		
8818 Facilities Asset Management	9921 Parking Lot Overlays	107.52		
8361 Optical Voting Machines	9921 Parking Lot Overlays	3,301.33		
8581 South Carroll High Roof	8852 East Middle School Replacement		\$5,051.58	
8583 Westminster High Roof	8852 East Middle School Replacement		9,542.87	
8621 Friendship Valley Elementary Roof	8852 East Middle School Replacement		500.00	
8622 Piney Ridge Elementary Roof	8852 East Middle School Replacement		273.72	
8714 Robert Moton Elementary Roof	8852 East Middle School Replacement		1,338.88	
8715 Runnymede Elementary Roof	8852 East Middle School Replacement		5,502.88	
9920 Watershed Assessment and Improvement (NPDES)	8886 Pavement Management FY 22		2,500,000.00	
8733 Piney Run Dam Temperature Remediation	8886 Pavement Management FY 22		330,000.00	
8767 Pavement Management FY 19	8888 Brynwood Hills Drainage		650,000.00	
8701 Deer Park Phase II	8175 Westminster Veterans Memorial Park			\$163,900.00
8853 Roof Replacement - Winfield Elementary	8762 HVAC System Replacement- Winfield Elementary		368,000.00	
Total		\$104,533.43	\$3,870,209.93	\$163,900.00

Community Investment Plan For Fiscal Year 2022

	Source of Funding				
	Total FY 22	Local		State	Federal and Other
		Other	Bonds		
PUBLIC SCHOOLS					
Career and Technology Center	\$10,500,000	\$0	\$0	\$10,500,000	\$0
East Middle School Replacement	31,411,000	0	31,411,000	0	0
HVAC System Replacement - Winfield Elementary	368,000	0	368,000	0	0
Paving	965,000	965,000	0	0	0
Roof Repairs	190,000	190,000	0	0	0
Roof Replacement - Winfield Elementary	897,106	0	0	897,106	0
Technology Improvements	1,000,000	1,000,000	0	0	0
Transfer to Operating Budget for BOE Debt Service	9,963,700	9,963,700	0	0	0
PUBLIC SCHOOLS TOTAL	\$55,294,806	\$12,118,700	\$31,779,000	\$11,397,106	\$0
CONSERVATION AND OPEN SPACE					
Agricultural Land Preservation	\$4,672,900	\$2,539,900	\$1,333,000	\$800,000	\$0
Land Bank	2,000,000	2,000,000	0	0	0
Stormwater Facility Renovation	300,000	0	300,000	0	0
Watershed Assessment and Improvement (NPDES)	3,406,527	318,610	2,600,000	0	487,917
CONSERVATION AND OPEN SPACE TOTAL	\$10,379,427	\$4,858,510	\$4,233,000	\$800,000	\$487,917
PUBLIC WORKS					
- ROADS -					
Brynwood Hills Drainage	\$650,000	\$0	\$650,000	\$0	\$0
Gravel Road Improvements	4,336,000	4,336,000	0	0	0
Highway Safety Improvements	33,000	0	0	33,000	0
Pavement Management Program	14,509,000	1,223,000	13,110,000	176,000	0
Pavement Preservation	1,180,000	0	0	1,180,000	0
Ramp and Sidewalk Upgrades	85,000	0	85,000	0	0
Ridenour Way Extension	290,000	290,000	0	0	0
Small Drainage Structures	253,000	0	253,000	0	0
State Road Projects	100,000	100,000	0	0	0
Storm Drain Rehabilitation	253,000	0	253,000	0	0
Storm Drain Video Inspection	146,000	0	0	146,000	0
	\$21,835,000	\$5,949,000	\$14,351,000	\$1,535,000	\$0
- BRIDGES -					
Bridge Inspection and Inventory	\$31,000	\$31,000	\$0	\$0	\$0
Bridge Maintenance and Structural Repair	78,000	78,000	0	0	0
Cleaning and Painting of Bridge Structural Steel	234,000	47,000	0	0	187,000
Gaither Road over South Branch Patapsco	2,096,850	0	411,700	0	1,685,150
Hawks Hill Road over Little Pipe Creek Tributary	255,000	0	255,000	0	0
	\$2,694,850	\$156,000	\$666,700	\$0	\$1,872,150
PUBLIC WORKS TOTAL	\$24,529,850	\$6,105,000	\$15,017,700	\$1,535,000	\$1,872,150
RECREATION AND CULTURE					
Bark Hill Park Trail	\$260,000	\$85,000	\$0	\$175,000	\$0
Bear Branch Nature Center Pavilion Replacement	197,000	0	0	197,000	0
Community Self-Help Projects	84,000	84,000	0	0	0
Deer Park Lighting Replacement	291,000	0	0	291,000	0
Hashawha and Bear Branch Paving	552,000	0	0	552,000	0
Land Acquisition	329,000	0	0	329,000	0
Leister Park Phase II	191,000	110,000	0	81,000	0
Park Restoration	180,000	180,000	0	0	0
Piney Run Pavilion Replacement	180,000	0	0	180,000	0
Piney Run Pavilion Road Paving	213,000	21,300	0	191,700	0
Sports Complex Building Roof	301,000	30,100	0	270,900	0
Tot Lot Replacement	416,000	14,600	0	401,400	0
Town Fund	16,450	16,450	0	0	0
Westminster Veterans Memorial Park Phase I	163,900	163,900	0	0	0
RECREATION AND CULTURE TOTAL	\$3,374,350	\$705,350	\$0	\$2,669,000	\$0
GENERAL GOVERNMENT					
Carroll Community College Technology	\$700,000	\$700,000	\$0	\$0	\$0
County Building Systemics Renovations	1,043,400	254,900	788,500	0	0
County Technology	1,733,750	1,733,750	0	0	0
Fleet Lift Replacements	212,000	0	212,000	0	0
Generator Replacement	139,000	0	139,000	0	0
Library Technology	100,000	100,000	0	0	0
Parking Lot Overlays	322,000	322,000	0	0	0
Public Safety Emergency Communication Radios	849,000	849,000	0	0	0
Public Safety Regional Water Supply	150,000	0	150,000	0	0
Public Safety Training Center	1,000,000	0	0	1,000,000	0
Westminster Library Basement Improvements	1,066,000	1,066,000	0	0	0
GENERAL GOVERNMENT TOTAL	\$7,315,150	\$5,025,650	\$1,289,500	\$1,000,000	\$0
GRAND TOTAL	\$100,893,583	\$28,813,210	\$52,319,200	\$17,401,106	\$2,360,067

Capital Budget Summary

COMMUNITY INVESTMENT PLAN FOR FISCAL YEARS 2022 TO 2027

	FY 22	FY 23	FY 24	FY 25	FY 26	FY 27	Prior Allocation	Balance To Complete	Total Project Cost
PUBLIC SCHOOLS									
Career and Technology Center	\$10,500,000	\$10,500,000	\$9,746,000	\$0	\$0	\$0	\$43,100,000	\$0	\$73,846,000
East Middle School Replacement	31,411,000	24,000,000	0	0	0	0	4,547,000	0	59,958,000
HVAC System Replacement - Winfield Elementary	368,000	0	0	0	0	0	9,234,000	0	9,602,000
Paving	965,000	825,000	875,000	1,000,000	1,050,000	1,102,500	0	0	5,817,500
Relocatable Classroom Removal	0	195,000	0	205,000	0	215,500	0	0	615,500
Roof Repairs	190,000	0	200,000	0	210,000	0	0	0	600,000
Roof Replacement - Winfield Elementary	897,106	0	0	0	0	0	1,652,894	0	2,550,000
Technology Improvements	1,000,000	1,000,000	1,000,000	1,000,000	1,000,000	1,000,000	0	0	6,000,000
Transfer to Operating Budget for BOE Debt Service	9,963,700	12,007,642	13,837,171	14,716,655	15,293,467	15,076,628	0	0	80,895,264
PUBLIC SCHOOLS TOTAL	\$55,294,806	\$48,527,642	\$25,658,171	\$16,921,655	\$17,553,467	\$17,394,628	\$58,533,894	\$0	\$239,884,264
SOURCES OF FUNDING:									
Local Income Tax	\$12,118,700	\$14,027,642	\$15,912,171	\$16,921,655	\$17,553,467	\$17,394,628	\$100,000	\$0	\$94,028,264
Bonds	31,388,790	0	0	0	0	0	31,647,898	0	63,036,688
Reallocated Bonds	390,210	0	0	0	0	0	12,403,752	0	12,793,962
State School Construction	11,397,106	34,500,000	9,746,000	0	0	0	14,382,244	0	70,025,350
PUBLIC SCHOOLS TOTAL	\$55,294,806	\$48,527,642	\$25,658,171	\$16,921,655	\$17,553,467	\$17,394,628	\$58,533,894	\$0	\$239,884,264

COMMUNITY INVESTMENT PLAN FOR FISCAL YEARS 2022 TO 2027

	FY 22	FY 23	FY 24	FY 25	FY 26	FY 27	Prior Allocation	Balance To Complete	Total Project Cost
CONSERVATION AND OPEN SPACE									
Agricultural Land Preservation	\$4,672,900	\$4,483,000	\$4,483,000	\$4,483,000	\$4,483,000	\$4,483,000	\$0	\$0	\$27,087,900
Land Bank	2,000,000	0	0	0	0	0	0	0	2,000,000
Stormwater Facility Renovation	300,000	300,000	300,000	300,000	300,000	300,000	0	0	1,800,000
Watershed Assessment and Improvement (NPDES)	3,406,527	3,468,407	3,598,407	3,557,010	3,690,010	3,824,500	0	0	21,544,861
CONSERVATION AND OPEN SPACE TOTAL	\$10,379,427	\$8,251,407	\$8,381,407	\$8,340,010	\$8,473,010	\$8,607,500	\$0	\$0	\$52,432,761
SOURCES OF FUNDING:									
Transfer from General Fund	\$2,000,000	\$0	\$0	\$0	\$0	\$0	\$0	\$0	\$2,000,000
Reallocated GF Transfer	66,120	0	0	0	0	0	0	0	66,120
Property Tax	2,539,900	2,500,000	2,500,000	2,500,000	2,500,000	2,500,000	0	0	15,039,900
Bonds	4,233,000	4,333,000	4,433,000	4,533,000	4,633,000	4,733,000	0	0	26,898,000
Special Revenue Fund Transfer	252,490	264,710	278,150	291,760	306,500	321,820	0	0	1,715,430
Ag. Preservation (MALPF)	500,000	500,000	500,000	500,000	500,000	500,000	0	0	3,000,000
Ag Transfer Tax	300,000	150,000	150,000	150,000	150,000	150,000	0	0	1,050,000
Developer Contribution	172,407	172,407	172,407	0	0	0	0	0	517,221
Municipal	315,510	331,290	347,850	365,250	383,510	402,680	0	0	2,146,090
CONSERVATION AND OPEN SPACE TOTAL	\$10,379,427	\$8,251,407	\$8,381,407	\$8,340,010	\$8,473,010	\$8,607,500	\$0	\$0	\$52,432,761

COMMUNITY INVESTMENT PLAN FOR FISCAL YEARS 2022 TO 2027

	FY 22	FY 23	FY 24	FY 25	FY 26	FY 27	Prior Allocation	Balance To Complete	Total Project Cost
ROADS									
Brynwood Hills Drainage	\$650,000	\$0	\$0	\$0	\$0	\$0	\$0	\$0	\$650,000
Georgetown Boulevard Extension	0	0	529,000	1,823,500	0	0	0	0	2,352,500
Gravel Road Improvements	4,336,000	0	0	0	0	0	0	0	4,336,000
Highway Safety Improvements	33,000	35,000	37,000	38,000	40,000	42,000	0	0	225,000
Pavement Management Program	14,509,000	14,815,000	15,525,000	15,878,000	16,673,000	17,510,000	0	0	94,910,000
Pavement Preservation	1,180,000	1,215,000	1,255,000	1,260,000	1,310,000	1,335,000	0	0	7,555,000
Ramp and Sidewalk Upgrades	85,000	88,000	92,000	96,000	103,000	109,000	0	0	573,000
Ridenour Way Extension	290,000	1,160,000	0	0	0	0	0	0	1,450,000
Small Drainage Structures	253,000	283,000	313,000	343,500	360,000	378,000	0	0	1,930,500
State Road Projects	100,000	0	0	0	0	0	834,990	0	934,990
Storm Drain Rehabilitation	253,000	283,000	313,000	343,500	360,000	378,000	0	0	1,930,500
Storm Drain Video Inspection	146,000	153,000	161,000	169,000	177,000	186,000	0	0	992,000
ROADS TOTAL	\$21,835,000	\$18,032,000	\$18,225,000	\$19,951,500	\$19,023,000	\$19,938,000	\$834,990	\$0	\$117,839,490
SOURCES OF FUNDING:									
Transfer from General Fund	\$5,949,000	\$4,682,000	\$690,000	\$3,042,500	\$1,277,000	\$1,311,000	\$834,990	\$0	\$17,786,490
Bonds	10,871,000	11,314,000	15,379,000	15,685,000	16,520,000	17,399,000	0	0	87,168,000
Reallocated Bonds	3,480,000	0	0	0	0	0	0	0	3,480,000
State Highway Administration	176,000	176,000	176,000	176,000	176,000	176,000	0	0	1,056,000
Highway User Revenue	1,359,000	1,860,000	1,980,000	1,048,000	1,050,000	1,052,000	0	0	8,349,000
ROADS TOTAL	\$21,835,000	\$18,032,000	\$18,225,000	\$19,951,500	\$19,023,000	\$19,938,000	\$834,990	\$0	\$117,839,490

COMMUNITY INVESTMENT PLAN FOR FISCAL YEARS 2022 TO 2027

	FY 22	FY 23	FY 24	FY 25	FY 26	FY 27	Prior Allocation	Balance To Complete	Total Project Cost
BRIDGES									
Bridge Inspection and Inventory	\$31,000	\$32,000	\$33,000	\$34,000	\$35,000	\$36,000	\$0	\$0	\$201,000
Bridge Maintenance and Structural Repair	78,000	82,000	85,000	89,000	94,000	99,000	0	0	527,000
Brown Road over Roaring Run	0	0	270,000	0	1,439,000	0	0	0	1,709,000
Cleaning and Painting of Bridge Structural Steel	234,000	246,000	258,000	271,000	284,000	298,000	0	0	1,591,000
Gaither Road over South Branch PatapSCO	2,096,850	0	0	0	0	0	275,000	0	2,371,850
Hawks Hill Road over Little Pipe Creek Tributary	255,000	0	510,000	0	0	0	0	0	765,000
McKinstry's Mill Road over Little Pipe Creek	0	0	250,000	0	0	1,746,000	0	0	1,996,000
Old Kays Mill Road over Beaver Run	0	0	270,000	0	2,296,000	0	0	0	2,566,000
PatapSCO Road Bridge Deck Replacement	0	0	0	0	170,000	424,000	0	0	594,000
BRIDGES TOTAL	\$2,694,850	\$360,000	\$1,676,000	\$394,000	\$4,318,000	\$2,603,000	\$275,000	\$0	\$12,320,850
SOURCES OF FUNDING:									
Transfer from General Fund	\$156,000	\$163,000	\$170,000	\$177,000	\$186,000	\$198,000	\$0	\$0	\$1,050,000
Bonds	666,700	0	668,000	0	917,000	570,000	59,000	0	2,880,700
Federal Highway/Bridge	1,872,150	197,000	838,000	217,000	3,215,000	1,835,000	216,000	0	8,390,150
BRIDGES TOTAL	\$2,694,850	\$360,000	\$1,676,000	\$394,000	\$4,318,000	\$2,603,000	\$275,000	\$0	\$12,320,850

COMMUNITY INVESTMENT PLAN FOR FISCAL YEARS 2022 TO 2027

	FY 22	FY 23	FY 24	FY 25	FY 26	FY 27	Prior Allocation	Balance To Complete	Total Project Cost
RECREATION AND CULTURE									
Bark Hill Park Trail	\$260,000	\$0	\$0	\$0	\$0	\$0	\$0	\$0	\$260,000
Bear Branch Nature Center Pavilion Replacement	197,000	0	0	0	0	0	0	0	197,000
Cape Horn Park Field Lighting	0	0	0	0	507,000	0	0	0	507,000
Cape Horn Park Waterless Restroom Replacement	0	0	0	0	294,000	0	0	0	294,000
Community Self-Help Projects	84,000	86,000	88,000	90,000	92,000	94,000	0	0	534,000
Deer Park Lighting Replacement	291,000	0	0	0	0	0	0	0	291,000
Gillis Falls Trail Phase II	0	0	0	655,000	0	0	0	0	655,000
Hashawha and Bear Branch Paving	552,000	0	0	0	0	0	0	0	552,000
Land Acquisition	329,000	310,000	315,000	325,000	325,000	330,000	0	0	1,934,000
Leister Park Phase II	191,000	0	0	0	0	0	0	0	191,000
Northwest Area Regional Park Master Plan	0	0	0	305,000	0	0	0	0	305,000
Northwest Trail	0	1,100,000	0	0	0	0	0	0	1,100,000
Park Restoration	180,000	185,000	190,000	195,000	200,000	205,000	0	0	1,155,000
Piney Run Pavilion Replacement	180,000	0	0	0	0	0	0	0	180,000
Piney Run Pavilion Road Paving	213,000	0	0	0	0	0	0	0	213,000
Piney Run Paving	0	0	264,000	0	0	0	0	0	264,000
Piney Run Seawall and Launch Replacement	0	0	277,000	0	0	0	0	0	277,000
Sandymount Park Waterless Restroom	0	0	0	0	0	282,000	0	0	282,000
Sports Complex Building Roof	301,000	0	0	0	0	0	0	0	301,000
Sports Complex Dugout Improvements	0	0	0	0	0	255,000	0	0	255,000
Tot Lot Replacement	416,000	89,000	92,000	97,000	265,000	110,000	0	0	1,069,000
Town Fund	16,450	15,500	15,500	15,500	15,500	15,500	0	0	93,950
Union Mills Flume, Shaft, and Waterwheel Replacement	0	164,000	435,000	0	0	0	291,000	0	890,000
Westminster Veterans Memorial Park Phase I	163,900	0	0	0	0	0	2,603,596	0	2,767,496
RECREATION AND CULTURE TOTAL	\$3,374,350	\$1,949,500	\$1,676,500	\$1,682,500	\$1,698,500	\$1,291,500	\$2,894,596	\$0	\$14,567,446
SOURCES OF FUNDING:									
Transfer from General Fund	\$366,450	\$325,400	\$356,800	\$310,200	\$363,400	\$351,000	\$100	\$0	\$2,073,350
Impact Fee - Parks	175,000	300,000	0	260,000	150,000	304,500	555,000	0	1,744,500
Reallocated Impact Fee - Parks	163,900	0	0	0	0	0	300,000	0	463,900
Program Open Space	1,119,000	1,160,100	884,700	1,112,300	1,185,100	636,000	1,668,328	0	7,765,528
State	1,550,000	0	0	0	0	0	0	0	1,550,000
State Miscellaneous Grants	0	0	0	0	0	0	96,000	0	96,000
RECREATION AND CULTURE TOTAL	\$3,374,350	\$1,949,500	\$1,676,500	\$1,682,500	\$1,698,500	\$1,291,500	\$2,894,596	\$0	\$14,567,446

COMMUNITY INVESTMENT PLAN FOR FISCAL YEARS 2022 TO 2027

	FY 22	FY 23	FY 24	FY 25	FY 26	FY 27	Prior Allocation	Balance To Complete	Total Project Cost
GENERAL GOVERNMENT									
Carroll Community College Systemic Renovations	\$0	\$2,732,940	\$0	\$0	\$0	\$0	\$5,744,000	\$0	\$8,476,940
Carroll Community College Technology	700,000	350,000	350,000	0	0	0	1,400,000	0	2,800,000
County Building Systemics Renovations	1,043,400	826,500	864,500	912,000	960,000	1,010,000	0	0	5,616,400
County Technology	1,733,750	1,368,000	1,368,000	1,558,000	1,600,000	1,648,000	0	0	9,275,750
Courthouse Annex Renovation	0	0	1,354,000	0	0	0	154,574	0	1,508,574
Farm Museum Pavilion Replacement	0	500,000	0	0	0	0	0	0	500,000
Fleet Lift Replacements	212,000	0	212,000	0	0	217,000	0	0	641,000
Generator Replacement	139,000	146,000	153,000	161,000	170,000	179,000	0	0	948,000
Library Technology	100,000	100,000	100,000	100,000	100,000	100,000	0	0	600,000
Parking Lot Overlays	322,000	367,000	436,000	222,000	233,000	245,000	0	0	1,825,000
Piney Run Dam Rehabilitation	0	800,000	0	0	6,700,000	0	0	0	7,500,000
Public Safety Emergency Communication Radios	849,000	874,000	900,000	927,000	956,000	985,000	0	0	5,491,000
Public Safety Microwave Network Replacement	0	0	3,000,000	0	0	0	0	0	3,000,000
Public Safety Regional Water Supply	150,000	0	157,500	0	165,500	0	0	0	473,000
Public Safety Training Center	1,000,000	0	0	0	0	0	6,300,000	0	7,300,000
Sheriff's Office - Headquarters	0	0	0	8,200,000	21,900,000	0	0	0	30,100,000
Westminster Library Basement Improvements	1,066,000	0	0	0	0	0	3,929,684	0	4,995,684
GENERAL GOVERNMENT TOTAL	\$7,315,150	\$8,064,440	\$8,895,000	\$12,080,000	\$32,784,500	\$4,384,000	\$17,528,258	\$0	\$91,051,348
SOURCES OF FUNDING:									
Transfer from General Fund	\$4,987,237	\$3,559,000	\$6,154,000	\$9,807,000	\$2,889,000	\$2,978,000	\$1,400,000	\$0	\$31,774,237
Reallocated GF Transfer	38,413	0	0	0	0	0	0	0	38,413
Bonds	1,289,500	2,281,580	2,741,000	2,273,000	25,540,500	1,406,000	7,166,400	0	42,697,980
Reallocated Bonds	0	0	0	0	0	0	2,174	0	2,174
MD Higher Education Commission	0	1,423,860	0	0	0	0	2,980,000	0	4,403,860
MD Library Development	0	0	0	0	0	0	1,987,000	0	1,987,000
State Miscellaneous Grants	1,000,000	0	0	0	0	0	2,650,000	0	3,650,000
US Department of Agriculture	0	800,000	0	0	4,355,000	0	0	0	5,155,000
Other Miscellaneous Revenue	0	0	0	0	0	0	350,000	0	350,000
Private	0	0	0	0	0	0	992,684	0	992,684
GENERAL GOVERNMENT TOTAL	\$7,315,150	\$8,064,440	\$8,895,000	\$12,080,000	\$32,784,500	\$4,384,000	\$17,528,258	\$0	\$91,051,348

COMMUNITY INVESTMENT PLAN FOR FISCAL YEARS 2022 - 2027

Capital Fund

	Fiscal Year						Prior Allocation	Balance To Complete	Total Project Cost
	2022	2023	2024	2025	2026	2027			
GRAND TOTAL USES	\$100,893,583	\$85,184,989	\$64,512,078	\$59,369,665	\$83,850,477	\$54,218,628	\$80,066,738	\$0	\$528,096,159
SOURCES OF FUNDING									
- LOCAL -									
Transfer from General Fund	\$13,458,687	\$8,729,400	\$7,370,800	\$13,336,700	\$4,715,400	\$4,838,000	\$2,235,090	\$0	\$54,684,077
Reallocated GF Transfer	104,533	0	0	0	0	0	0	0	104,533
Local Income Tax	12,118,700	14,027,642	15,912,171	16,921,655	17,553,467	17,394,628	100,000	0	94,028,264
Property Tax	2,539,900	2,500,000	2,500,000	2,500,000	2,500,000	2,500,000	0	0	15,039,900
Bonds	48,448,990	18,092,580	23,656,000	22,491,000	47,610,500	24,108,000	39,148,466	0	223,555,536
Reallocated Bonds	3,870,210	0	0	0	0	0	12,405,926	0	16,276,136
Impact Fee - Parks	175,000	300,000	0	260,000	150,000	304,500	555,000	0	1,744,500
Reallocated Impact Fee - Parks	163,900	0	0	0	0	0	300,000	0	463,900
Transfer from Special Revenue - WPRF	252,490	264,710	278,150	291,760	306,500	321,820	0	0	1,715,430
LOCAL TOTAL	\$81,132,410	\$43,914,332	\$49,717,121	\$55,801,115	\$72,835,867	\$49,466,948	\$54,744,482	\$0	\$407,612,276
- STATE -									
State Highway Administration	\$176,000	\$176,000	\$176,000	\$176,000	\$176,000	\$176,000	\$0	\$0	\$1,056,000
Highway User Revenue	1,359,000	1,860,000	1,980,000	1,048,000	1,050,000	1,052,000	0	0	8,349,000
Program Open Space	1,119,000	1,160,100	884,700	1,112,300	1,185,100	636,000	1,668,328	0	7,765,528
Ag. Preservation (MALPF)	500,000	500,000	500,000	500,000	500,000	500,000	0	0	3,000,000
Ag Transfer Tax	300,000	150,000	150,000	150,000	150,000	150,000	0	0	1,050,000
State School Construction	11,397,106	34,500,000	9,746,000	0	0	0	14,382,244	0	70,025,350
MD Higher Education Commission	0	1,423,860	0	0	0	0	2,980,000	0	4,403,860
MD Library Development	0	0	0	0	0	0	1,987,000	0	1,987,000
State	1,550,000	0	0	0	0	0	0	0	1,550,000
State Miscellaneous Grants	1,000,000	0	0	0	0	0	2,746,000	0	3,746,000
STATE TOTAL	\$17,401,106	\$39,769,960	\$13,436,700	\$2,986,300	\$3,061,100	\$2,514,000	\$23,763,572	\$0	\$102,932,738
- FEDERAL -									
Federal Highway/Bridge	\$1,872,150	\$197,000	\$838,000	\$217,000	\$3,215,000	\$1,835,000	\$216,000	\$0	\$8,390,150
Department of Agriculture	0	800,000	0	0	4,355,000	0	0	0	5,155,000
FEDERAL TOTAL	\$1,872,150	\$997,000	\$838,000	\$217,000	\$7,570,000	\$1,835,000	\$216,000	\$0	\$13,545,150
- OTHER -									
Developer Contribution	\$172,407	\$172,407	\$172,407	\$0	\$0	\$0	\$0	\$0	\$517,221
Municipal	315,510	331,290	347,850	365,250	383,510	402,680	0	0	2,146,090
Other Miscellaneous Revenue	0	0	0	0	0	0	350,000	0	350,000
Private	0	0	0	0	0	0	992,684	0	992,684
OTHER TOTAL	\$487,917	\$503,697	\$520,257	\$365,250	\$383,510	\$402,680	\$1,342,684	\$0	\$4,005,995
GRAND TOTAL SOURCES	\$100,893,583	\$85,184,989	\$64,512,078	\$59,369,665	\$83,850,477	\$54,218,628	\$80,066,738	\$0	\$528,096,159