

FY 20 - FY 22 All Funds Revenue Summary

Revenue Source	Fiscal Year			\$ Change FY 21 to FY 22
	2020 Budget	2021 Budget	2022 Budget	
Capital Fund				
Local	\$51,084,527	\$65,213,440	\$69,938,560	\$4,725,120
State	13,657,081	15,169,594	27,608,106	12,438,512
Federal	331,500	178,000	1,872,150	1,694,150
Other	719,600	541,000	541,000	0
Total Capital Fund Sources	\$65,792,708	\$81,102,034	\$99,959,816	\$18,857,782
Airport Enterprise Fund				
Local-Enterprise Fund	\$17,500	\$252,000	\$36,000	(\$216,000)
Total Airport Enterprise Fund Sources	\$17,500	\$252,000	\$36,000	(\$216,000)
Fiber Enterprise Fund				
Local-Enterprise Fund	\$0	\$0	\$1,022,680	\$1,022,680
Total Fiber Enterprise Fund Sources	\$0	\$0	\$1,022,680	\$1,022,680
Solid Waste Enterprise Fund				
Local-Enterprise Fund	\$0	\$0	\$180,000	\$180,000
Total Solid Waste Enterprise Fund Sources	\$0	\$0	\$180,000	\$180,000
Utilities Enterprise Fund				
Local-Enterprise Fund	\$5,441,300	\$11,923,900	\$10,287,971	(\$1,635,929)
Total Utilities Enterprise Fund Sources	\$5,441,300	\$11,923,900	\$10,287,971	(\$1,635,929)
Total Revenues	\$71,251,508	\$93,277,934	\$111,486,467	\$18,208,533

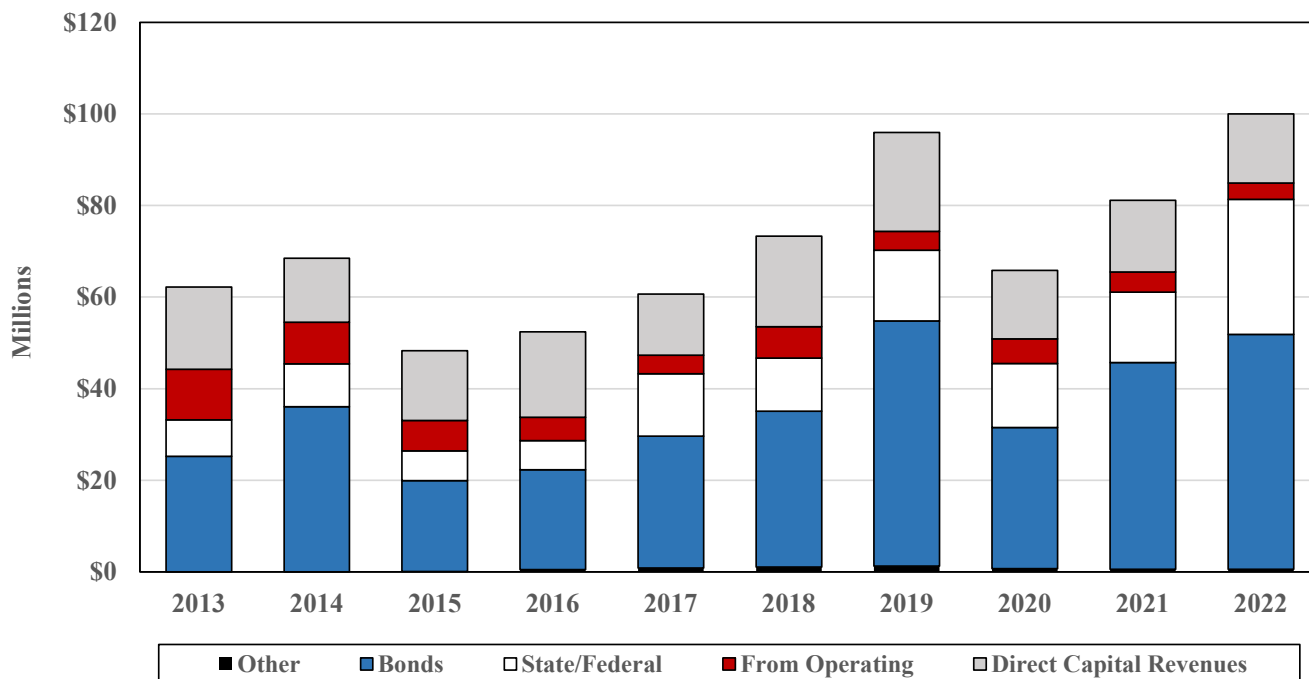
FY 20 - FY 22 All Funds Appropriations Summary

Appropriation	Fiscal Year			\$ Change FY 21 to FY 22
	2020 Budget	2021 Budget	2022 Budget	
Capital Fund	\$65,792,708	\$81,102,034	\$99,959,816	\$18,857,782
Airport Enterprise Fund	17,500	252,000	36,000	(216,000)
Fiber Enterprise Fund	0	0	1,022,680	1,022,680
Solid Waste Enterprise Fund	0	0	180,000	180,000
Utilities Enterprise Fund	5,441,300	11,923,900	10,287,971	(1,635,929)
Total Appropriations	\$71,251,508	\$93,277,934	\$111,486,467	\$18,208,533

FY 20 - FY 22 Capital Fund Revenues

Revenue Source	Fiscal Year			\$ Change FY 21 to FY 22
	2020 Budget	2021 Budget	2022 Budget	
Local				
Transfer from General Fund	\$4,654,146	\$3,924,925	\$3,506,668	(\$418,257)
Reallocated GF Transfer	739,266	470,475	101,232	(369,243)
Local Income Tax	12,080,720	12,371,160	12,439,460	68,300
Property Tax	2,680,680	2,500,000	2,500,000	0
Bonds	28,074,330	43,525,891	48,448,990	4,923,099
Reallocated Bonds	2,695,384	1,650,989	2,852,210	1,201,221
Impact Fee - Parks	0	470,000	90,000	(380,000)
Reallocated Impact Fee - Parks	0	300,000	0	(300,000)
Transfer from Hotel Tax	160,000	0	0	0
LOCAL TOTAL	\$51,084,527	\$65,213,440	\$69,938,560	\$4,725,120
State				
State Highway Administration	\$176,000	\$176,000	\$176,000	\$0
Highway User Revenue	2,548,431	2,492,000	1,359,000	(1,133,000)
Program Open Space	1,651,700	1,118,700	876,000	(242,700)
Ag. Preservation (MALPF)	500,000	500,000	500,000	0
Ag Transfer Tax	150,000	150,000	300,000	150,000
State School Construction	7,603,950	9,482,894	23,397,106	13,914,212
MD Higher Education Commission	227,000	0	0	0
MD Library Development	800,000	0	0	0
State Miscellaneous Grants	0	1,250,000	1,000,000	(250,000)
STATE TOTAL	\$13,657,081	\$15,169,594	\$27,608,106	\$12,438,512
Federal				
Federal Highway/Bridge	\$331,500	\$178,000	\$1,872,150	\$1,694,150
FEDERAL TOTAL	\$331,500	\$178,000	\$1,872,150	\$1,694,150
Other				
Municipal	\$223,600	\$541,000	\$541,000	\$0
Private	496,000	0	0	0
OTHER TOTAL	\$719,600	\$541,000	\$541,000	\$0
TOTAL REVENUES	\$65,792,708	\$81,102,034	\$99,959,816	\$18,857,782

Capital Fund Revenues



This chart shows the capital budget by revenue source for FY 13 - 22.

From Operating includes current and prior year revenues from local sources transferred to the Capital Fund, including transfers from the General Fund and reallocated General Fund transfers.

State and Federal includes funds from sources such as Federal Aid for Bridges, State School Construction Program, Program Open Space, Highway User Revenue, State Agricultural Preservation (MALPF), and State Highway Administration.

Bonds includes new and reallocated general obligation bonds.

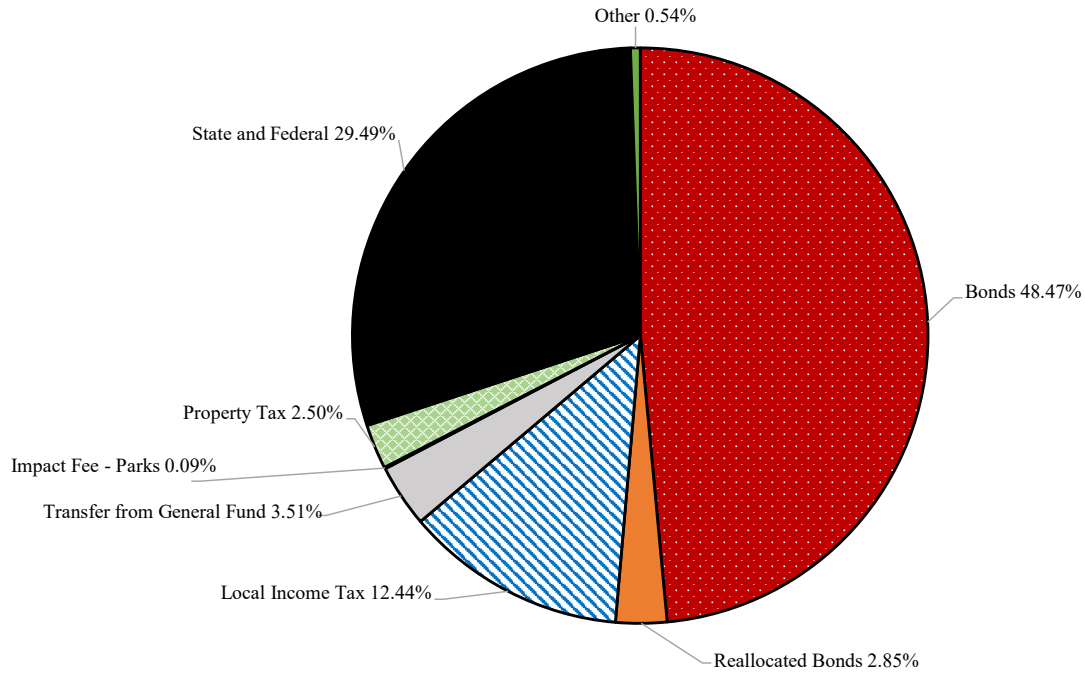
Direct Capital Revenues includes funds earmarked by the Commissioners for use in the Capital Fund. These revenues are appropriated directly to the Capital Fund rather than being transferred from the General Fund. 9.09% of Local Income Tax collected is appropriated for school construction. A portion of Real Property Tax is dedicated to agricultural preservation. Park Impact Fees are appropriated for parkland acquisition and development. Hotel Tax, a special revenue, is appropriated to specific tourism projects.

Other includes revenues such as grants, developer contributions, private, municipal, and community contributions.

Capital Fund Revenues

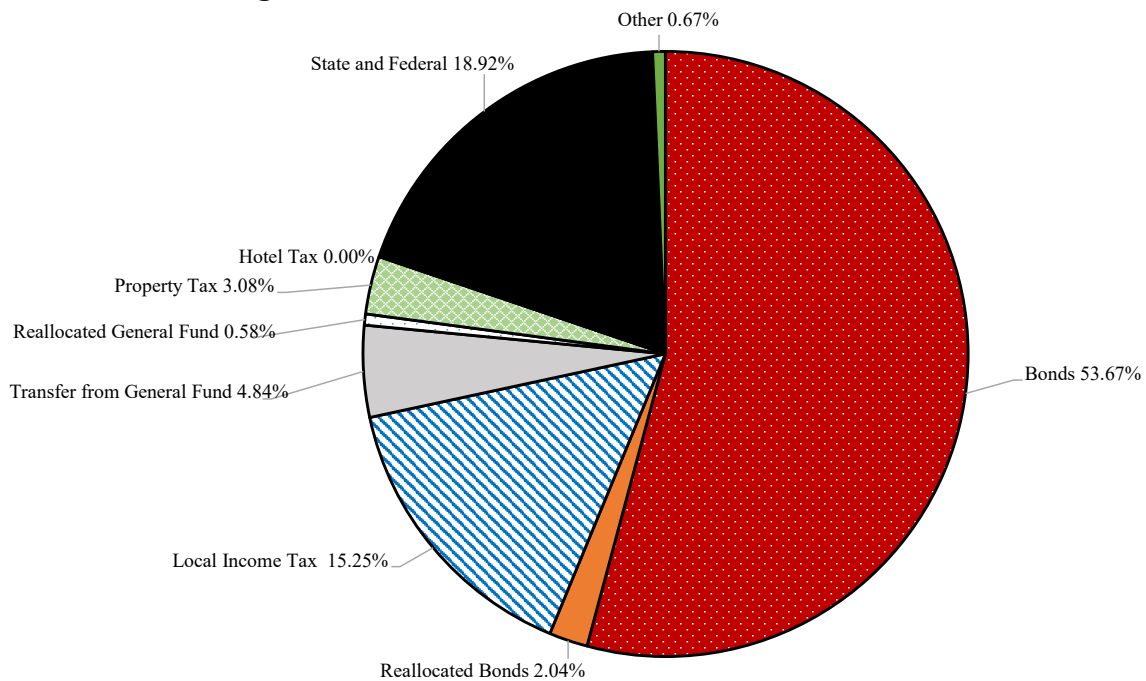
Fiscal Year 2022 Budget

\$99,959,816



Fiscal Year 2021 Budget

\$81,102,034



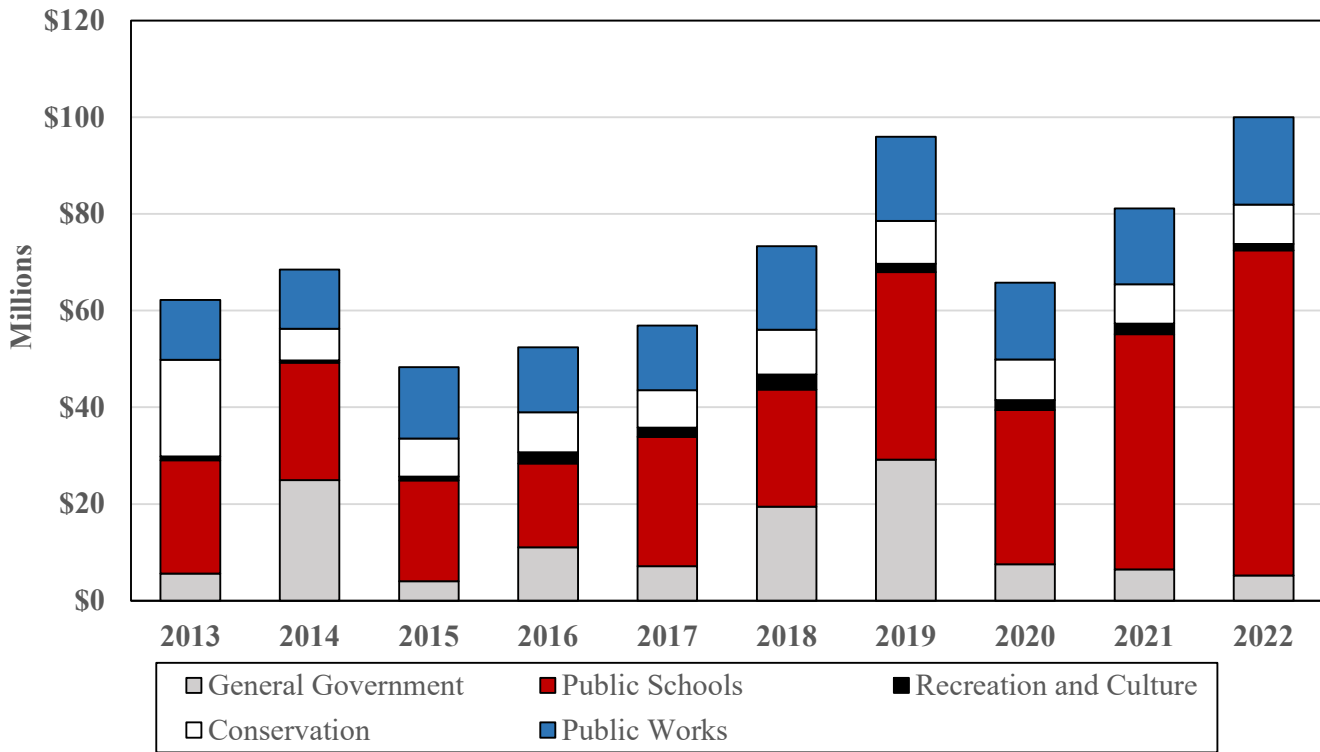
FY 20- FY 22 Capital Fund Appropriations

Appropriation Area	Fiscal Year			\$ Change FY 21 to FY 22
	2020 Budget	2021 Budget	2022 Budget	
Public Schools	\$31,901,720	\$48,606,860	\$67,247,566	\$18,640,706
Conservation and Open Space	8,433,680	8,158,000	8,140,120	(17,880)
Public Works	15,900,500	15,648,000	18,030,850	2,382,850
Recreation and Culture	2,029,970	2,210,700	1,323,200	(887,500)
General Government	7,526,838	6,478,474	5,218,080	(1,260,394)
Total Appropriations	\$65,792,708	\$81,102,034	\$99,959,816	\$18,857,782

FY 20 - FY 22 Capital Fund Appropriations

Appropriation Area	Fiscal Year			\$ Change FY 21 to FY 22
	2020 Budget	2021 Budget	2022 Budget	
<u>Public Schools</u>	\$31,901,720	\$48,606,860	\$67,247,566	\$18,640,706
<u>Conservation and Open Space</u>	8,433,680	8,158,000	8,140,120	(17,880)
<u>Public Works</u>				
Roads	15,332,000	15,320,000	15,336,000	16,000
Bridges	568,500	328,000	2,694,850	2,366,850
Public Works Total	15,900,500	15,648,000	18,030,850	2,382,850
<u>Recreation and Culture</u>	2,029,970	2,210,700	1,323,200	(887,500)
<u>General Government</u>				
County Facilities	2,807,838	3,065,000	1,461,500	(1,603,500)
Criminal Justice/Public Safety	1,926,000	2,358,474	3,306,580	948,106
Farm Museum	160,000	0	0	0
Board of Elections	452,000	605,000	0	(605,000)
Carroll Community College	785,000	350,000	350,000	0
Libraries/Senior Centers	1,396,000	100,000	100,000	0
General Government Total	7,526,838	6,478,474	5,218,080	(1,260,394)
Total Appropriations	\$65,792,708	\$81,102,033	\$99,959,816	\$18,857,783

Capital Fund Appropriations



This chart shows appropriations to the five principal groupings in the Capital Fund for FY 13 - 22.

Public Schools includes Board of Education construction, renovation, and modernization projects.

Conservation includes agricultural preservation and easement programs, NPDES compliance projects, water development, and acquisition of property for other County uses, which may include future roadway easements and public facilities.

Public Works includes projects for the maintenance and construction of roads and bridges.

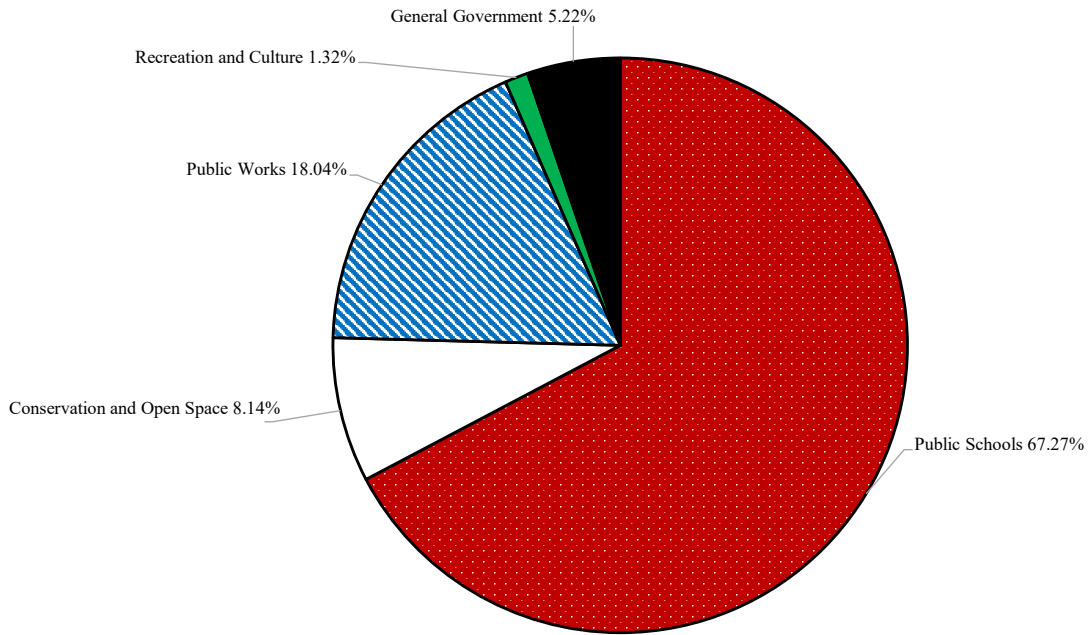
Recreation and Culture includes the purchase of land, development and restoration of parks, and preservation of Union Mills Homestead.

General Government includes projects for Public Safety, Carroll Community College, Carroll County Public Library, State's Attorney's Office, Technology Services, Senior Centers, Farm Museum, Board of Elections, Sheriff's Office, and other County facilities.

Capital Fund Appropriations

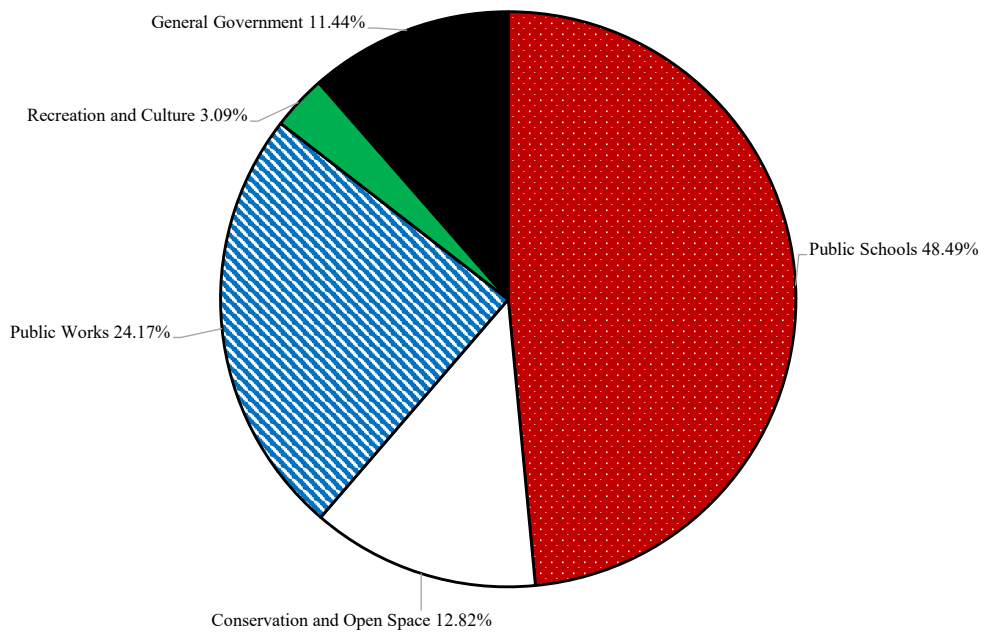
Fiscal Year 2021 Budget

\$99,959,816



Fiscal Year 2021 Budget

\$81,102,034



Community Investment Plan - Schedule of Reappropriations
Fiscal Year 2022

Reappropriations are a transfer of funds. They may occur when there are unspent budgeted funds from a completed or cancelled project, or when there is an unallocated project that holds funds for future use.

Capital Fund

Project		Source/Amount		
From	To	Current	Bonds	Other
8480 Public Safety Emergency Crisis Management	9920 Watershed Assessment and Improvement (NPDES)	\$66,120.00		
8480 Public Safety Emergency Crisis Management	8819 Public Safety Emergency Communication Radios	35,004.58		
8818 Facilities Asset Management	9921 Parking Lot Overlays	107.52		
8581 South Carroll High Roof	8852 East Middle School Replacement		\$5,051.58	
8583 Westminster High Roof	8852 East Middle School Replacement		9,542.87	
8621 Friendship Valley Elementary Roof	8852 East Middle School Replacement		500.00	
8622 Piney Ridge Elementary Roof	8852 East Middle School Replacement		273.72	
8714 Robert Moton Elementary Roof	8852 East Middle School Replacement		1,338.88	
8715 Runnymede Elementary Roof	8852 East Middle School Replacement		5,502.88	
9920 Watershed Assessment and Improvement (NPDES)	Pavement Management FY 22		2,500,000.00	
8733 Piney Run Dam Temperature Remediation	Pavement Management FY 22		330,000.00	
Total		\$101,232.10	\$2,852,209.93	\$0.00

Community Investment Plan For Fiscal Year 2022

	Source of Funding				
	Total FY 22	Local		State	Federal and Other
		Other	Bonds		
PUBLIC SCHOOLS					
Career and Technology Center	\$10,500,000	\$0	\$0	\$10,500,000	\$0
East Middle School Replacement	43,411,000	0	31,411,000	12,000,000	0
Paving	965,000	965,000	0	0	0
Roof Repairs	190,000	190,000	0	0	0
Roof Replacement - Winfield Elementary	897,106	0	0	897,106	0
Technology Improvements	1,000,000	1,000,000	0	0	0
Transfer to Operating Budget for BOE Debt Service	10,284,460	10,284,460	0	0	0
PUBLIC SCHOOLS TOTAL	\$67,247,566	\$12,439,460	\$31,411,000	\$23,397,106	\$0
CONSERVATION AND OPEN SPACE					
Agricultural Land Preservation	\$4,633,000	\$2,500,000	\$1,333,000	\$800,000	\$0
Stormwater Facility Renovation	300,000	0	300,000	0	0
Watershed Assessment and Improvement (NPDES)	3,207,120	66,120	2,600,000	0	541,000
CONSERVATION AND OPEN SPACE TOTAL	\$8,140,120	\$2,566,120	\$4,233,000	\$800,000	\$541,000
PUBLIC WORKS					
- ROADS -					
Highway Safety Improvements	\$33,000	\$0	\$0	\$33,000	\$0
Pavement Management Program	13,286,000	0	13,110,000	176,000	0
Pavement Preservation	1,180,000	0	0	1,180,000	0
Ramp and Sidewalk Upgrades	85,000	0	85,000	0	0
Small Drainage Structures	253,000	0	253,000	0	0
State Road Projects	100,000	100,000	0	0	0
Storm Drain Rehabilitation	253,000	0	253,000	0	0
Storm Drain Video Inspection	146,000	0	0	146,000	0
	\$15,336,000	\$100,000	\$13,701,000	\$1,535,000	\$0
- BRIDGES -					
Bridge Inspection and Inventory	\$31,000	\$31,000	\$0	\$0	\$0
Bridge Maintenance and Structural Repair	78,000	78,000	0	0	0
Cleaning and Painting of Bridge Structural Steel	234,000	47,000	0	0	187,000
Gaither Road over South Branch Patapsco	2,096,850	0	411,700	0	1,685,150
Hawks Hill Road over Little Pipe Creek Tributary	255,000	0	255,000	0	0
	\$2,694,850	\$156,000	\$666,700	\$0	\$1,872,150
PUBLIC WORKS TOTAL	\$18,030,850	\$256,000	\$14,367,700	\$1,535,000	\$1,872,150
RECREATION AND CULTURE					
Community Self-Help Projects	\$84,000	\$84,000	\$0	\$0	\$0
Land Acquisition	255,000	0	0	255,000	0
Leister Park Phase II	191,000	110,000	0	81,000	0
Park Restoration	180,000	180,000	0	0	0
Piney Run Pavilion Road Paving	213,000	21,300	0	191,700	0
Sports Complex Building Roof	301,000	30,100	0	270,900	0
Tot Lot Replacement	86,000	8,600	0	77,400	0
Town Fund	13,200	13,200	0	0	0
RECREATION AND CULTURE TOTAL	\$1,323,200	\$447,200	\$0	\$876,000	\$0
GENERAL GOVERNMENT					
Carroll Community College Technology	\$350,000	\$350,000	\$0	\$0	\$0
County Building Systemics Renovations	788,500	0	788,500	0	0
County Technology	1,307,580	1,307,580	0	0	0
Fleet Lift Replacements	212,000	0	212,000	0	0
Generator Replacement	139,000	0	139,000	0	0
Library Technology	100,000	100,000	0	0	0
Parking Lot Overlays	322,000	322,000	0	0	0
Public Safety Emergency Communication Radios	849,000	849,000	0	0	0
Public Safety Regional Water Supply	150,000	0	150,000	0	0
Public Safety Training Center	1,000,000	0	0	1,000,000	0
GENERAL GOVERNMENT TOTAL	\$5,218,080	\$2,928,580	\$1,289,500	\$1,000,000	\$0
GRAND TOTAL	\$99,959,816	\$18,637,360	\$51,301,200	\$27,608,106	\$2,413,150