



Carroll County Maryland



Community Investment Plan
Adopted
Fiscal Years 2021-2026



PRODUCED BY

The Department of Management and Budget

Ted Zaleski..... Director
Deborah Effingham..... Chief, Bureau of Budget
Heidi Pepin..... Management and Budget Project Coordinator
Judy Flickinger..... Senior Management and Budget Analyst
Taylor Hockensmith..... Senior Management and Budget Analyst
Stephanie Krome..... Senior Management and Budget Analyst
Chizuko Godwin Management and Budget Analyst
Ashleigh Smith..... Management and Budget Analyst

Special thanks to the staff in Production and Distribution

Accessibility

The Americans with Disability Act applies to the Carroll County Government and its programs, services, activities and facilities. If you have questions, suggestions, or complaints, please contact the Carroll County Government Americans with Disabilities Coordinator at (410) 386-3600 or TTY (410) 848-9747. The mailing address is: 10 Distillery Drive, Suite 101, Westminster, Maryland 21157.

FY 21 - FY 26 CIP

Adopted

Table of Contents

Board of County Commissioners

Board of County Commissioners Title Page	1
Board of County Commissioners.....	3
Appointed Officials.....	4

Quick Guide to the FY 21 – 26 Community Investment Plan

Quick Guide to the FY 21 – 26 Community Investment Plan Title Page.....	5
Quick Guide to the FY 21 – 26 Community Investment Plan.....	7

Comparison Charts

Comparison Charts Title Page	11
Public Schools Comparison	13
Conservation and Open Space Comparison.....	15
Roads Comparison.....	16
Bridges Comparison.....	17
Recreation and Culture Comparison.....	18
General Government Comparison	21
Enterprise Funds – Airport and Fiber Network Comparison.....	23
Enterprise Fund – Utilities Comparison	24

All Funds and Capital Budget Summary

Capital Budget Summary Title Page.....	29
FY 19 – FY 21 All Funds Revenue Summary.....	31
FY 19 – FY 21 All Funds Appropriations Summary.....	32
FY 19 – FY 21 Capital Fund Revenues	33
Capital Fund Revenues – Graph	34
Capital Fund Revenues – Charts.....	35
FY 19 – FY 21 Capital Fund Appropriations	36
FY 19 – FY 21 Capital Fund Appropriations Expanded	37
Capital Fund Appropriations – Graph.....	38
Capital Fund Appropriations – Charts	39
FY 21 Schedule of Reappropriations.....	40
FY 21 Schedule of Enterprise Fund Reappropriations	41
Community Investment Plan for Fiscal Year 2021.....	42

Budget Summary

Budget Summary Title Page43
FY 21 – FY 26 Community Investment Plan45

Public Schools

Public Schools Title Page53
Public Schools Overview55
FY 2021 Capital Improvement Program Budget Request56
FY 2022 – 2026 Capital Improvement Program Plan57
Ten Year Facilities Master Plan.....58
Public Schools Summary Page62
Career and Technology Center63
East Middle School Replacement64
Paving65
Relocatable Classroom Removal66
Roof Repairs67
Roof Replacement Winfield Elementary68
Technology Improvements69
Transfer to Operating Budget for BOE Debt Service.....70

Conservation and Open Space

Conservation and Open Space Title Page.....71
Conservation and Open Space Overview73
Conservation and Open Space Summary Page.....74
Agriculture Land Preservation.....75
Stormwater Facility Renovation76
Watershed Assessment and Improvement (NPDES)77

Public Works

Public Works Title Page79
Public Works Overview81

Roads

Roads Title Page83
Roads Summary Page85
Highway Safety Improvements.....86
Pavement Management Program87
Pavement Preservation.....88
Ramp and Sidewalk Upgrades89
Small Drainage Structures90
State Road Projects91
Storm Drain Rehabilitation.....92
Storm Drain Video Inspection93

Bridges

Bridges Title Page.....	95
Bridges Summary Page.....	97
Bridge Inspection and Inventory.....	98
Bridge Maintenance and Structural Repair.....	99
Brown Road over Roaring Run.....	100
Cleaning and Painting of Bridge Structural Steel.....	101
Gaither Road over South Branch Patapsco.....	102
Hawks Hill Road over Little Pipe Creek Tributary.....	103
McKinstry's Mill Road over Little Pipe Creek.....	104
Old Kays Mill Road over Beaver Run.....	105
Patapsco Road Bridge Deck Replacement.....	106

Recreation and Culture

Recreation and Culture Title Page.....	107
Recreation and Culture Overview.....	109
Recreation and Culture Summary Page.....	110
Bark Hill Park Trail.....	111
Bear Branch Nature Center Pavilion Replacement.....	112
Cape Horn Park Waterless Restroom Replacement.....	113
Community Self-Help Projects.....	114
Deer Park Lighting Replacement.....	115
Deer Park Phase II.....	116
Gillis Falls Trail.....	117
Hashawha and Bear Branch Paving.....	118
Krimgold Park Phase II.....	119
Land Acquisition.....	120
Leister Park Phase II.....	121
Northwest Trail.....	122
Park Restoration.....	123
Piney Run Pavilion Replacement.....	124
Piney Run Pavilion Road Paving.....	125
Piney Run Paving.....	126
Piney Run Seawall and Launch Replacement.....	127
Sports Complex Building Roof.....	128
Sports Complex Lighting.....	129
Tot Lot Replacement.....	130
Town Fund.....	131
Union Mills Flume, Shaft, and Waterwheel Replacement.....	132
Westminster Veterans Memorial Park Phase I.....	133

General Government

General Government Title Page.....135
General Government Overview Page137
General Government Summary Page.....138
Carroll Community College Systemic Renovations139
Carroll Community College Technology.....140
Charles Carroll Gymnasium and Community Center.....141
County Building Systemic Renovations142
County Technology.....143
Courthouse Annex Renovation144
Detention Center Access System Replacement145
Elections Voting Equipment.....146
Fleet Lift Replacements147
Generator Replacement.....148
Library Technology149
Parking Lot Overlays150
Public Safety Emergency Communication Radios151
Public Safety Regional Water Supply.....152
Public Safety Training Center.....153
Sheriff’s Office – Eldersburg Precinct.....154

Enterprise Funds

Enterprise Funds Title Page.....155
Enterprise Funds Overview Page.....157
Enterprise Funds FY 21 – 26 Community Investment Plan158
FY 21 Enterprise Fund Schedule of Reappropriations161

Airport Enterprise Fund

Airport Title Page163
Airport Summary Page165
Airport Runway Extension166
Automated Weather Observing System (AWOS)167
Grounds and Maintenance Equipment.....168

Fiber Network Enterprise Fund

Fiber Network Title Page.....169
Fiber Network Summary Page.....171
CCPN Equipment Replacement.....172

Utilities Enterprise Fund

Utilities Title Page173
Utilities Summary Page175
County Sewer Line Rehabilitation and Replacement176

County Water Line Rehabilitation and Replacement	177
Freedom Water Treatment Plant Equipment Replacement	178
Freedom Wells and Connections	179
Freedom WTP Membrane Replacement.....	180
Hampstead WWTP Effluent Line.....	181
Hydrant Replacements	182
North Pump Station.....	183
Patapsco Valley Pump Station Upgrade	184
Pleasant Valley WWTP Rehabilitation.....	185
Runnymede Wastewater Treatment Facility Rehabilitation	186
Sewer Grinder Installation and Rehabilitation.....	187
Sewer Manhole Rehabilitation.....	188
Shiloh Pump Station Expansion.....	189
South Carroll Wastewater Treatment Facility Rehabilitation.....	190
Standby Generator Replacement.....	191
Sykesville Pump Station Expansion	192
Tank Rehabilitations and Replacement	193
Town of Sykesville Main Street Water and Sewer Upgrades.....	194
Town of Sykesville Water and Sewer Upgrades	195
Warfield Complex.....	196
Water Main Loops	197
Water Main Valve Replacement.....	198
Water Meters.....	199
Water Service Line Replacement.....	200
Winfield Pump Station Rehabilitation	201

Glossary of Terms and Acronyms

Glossary of Terms and Acronyms Title Page.....	203
Glossary of Terms and Acronyms	205

Index

Index Title Page	209
Index	211

BOARD
OF
COUNTY COMMISSIONERS

Board of County Commissioners



*Stephen A. Wantz
President
District 1*



*Edward C. Rothstein
(COL Ret.),
1st Vice President
District 5*



*C. Richard Weaver
2nd Vice President
District 2*



*Dennis E. Frazier
District 3*



*C. Eric Bouchat
District 4*

Appointed Officials

*Roberta Windham
County Administrator*

*Robert M. Burk
Comptroller*

*Timothy C. Burke
County Attorney*

*Scott R. Campbell
Director of Public Safety*

*Jeffrey D. Castonguay
Director of Public Works*

*Jeff R. Degitz
Director of Recreation and Parks*

*Thomas S. Devilbiss
Director of Land and Resource Management*

*Lynda D. Eisenberg
Director of Comprehensive Planning*

*Kimberly L. Frock
Director of Human Resources*

*John T. Lyburn
Director of Economic Development*

*Mark E. Ripper
Director of Technology Services*

*Celene E. Steckel
Director of Citizen Services*

*Ted Zaleski, III
Director of Management and Budget*

QUICK GUIDE
TO THE
COMMUNITY INVESTMENT PLAN

A Quick Guide to the FY 21 – 26 Community Investment Plan Department of Management and Budget

Introduction

The combined Operating and Capital Budget books are more than six hundred pages long and contain a great deal of information. This Quick Guide is intended to serve as a summary of important information and changes, as well as a tool for understanding and locating information in the budget books.

Recommended, Proposed, and Adopted Budgets are available online at <https://www.carrollcountymd.gov/government/directory/management-budget/bureau-of-budget/>.

Revenues (31-35)

- Total Capital Fund revenues are budgeted at \$81.1M in FY 21, an increase of \$15.3M from the FY 20 Capital Fund budget of \$65.8M.
- A portion of Real Property Tax revenue is appropriated directly to the Agricultural Land Preservation Program.
- 9.09% of Local Income Tax has been dedicated for school construction and debt service.
- In FY 21, the largest sources of revenue are \$45.1M in Bonds and \$12.4M in Local Income Tax. The bonds are used for funding infrastructure projects. Local Income Tax is used to pay debt service on recently completed school projects.
- Impact Fee collections are used to fund school and park construction projects. The School Impact Fee is set at \$0 until FY 21 due to the County having met capacity needs.
- The entire \$2.5M State allocation of Highway User Revenue for FY 21 is directly appropriated to the Capital Fund for road projects.

Public Schools (53-70)

- Career and Technology Center (63) – This project provides \$61.6M in FY 21 – 23, for total funding of \$74.7M, to expand and renovate the Career and Technology Center.
- East Middle School Replacement (64) – \$59.9M is included in FY 21 – 23 for the design and construction of a replacement middle school.
- Relocatable Classroom Removal (66) – This project provides \$0.6M in funding throughout the six years for removing relocatable classrooms from various school sites where they are no longer needed.

Conservation and Open Space (71-77)

- Agricultural Land Preservation (75) – Total funding for Agricultural Land Preservation for FY 21 – 26 is \$36.1M and includes funding for easements and debt service to landowners participating in Installment Purchase Agreements

(IPAs). A portion of Property Tax is dedicated to this project and to debt service on IPAs.

- Stormwater Facility Renovation (76) – \$1.8M is included in FY 21 – 26 for a long-term plan to keep existing County-owned stormwater management facilities in compliance with the National Pollution Discharge Elimination Permit and to extend the useful life of the facilities. The plan is to evaluate and repair 5 to 10 facilities per year over a 30-year period. Funding will be used for erosion repairs, replacement of filter material, and replacement of metal pipes with concrete pipes.
- Watershed Assessment and Improvements National Pollutant Discharge Elimination System (NPDES) (77) – \$21.6M is included in the FY 21 – 26 CIP to implement watershed improvement projects to work toward mitigating impervious surface areas within the County to stay compliant with the NPDES permit. In FY 15, the municipalities and the County agreed to a combined NPDES permit with the County paying 80% of the cost to mitigate municipal impervious surfaces. The County has applied for a new 5-year permit and is waiting for approval.

Public Works (79-106)

- Approximately \$93.5M is included in the FY 21 – 26 CIP to maintain roads throughout the County through Pavement Management (87) and Pavement Preservation (88).
- Funding of \$2.7M is included for video inspection and rehabilitation of storm drains in FY 21 – 26.
- State Road Projects (91) – Funding of \$0.2M is included in FY 21 – 22 to provide funding for State projects.
- McKinstry Mill Road over Little Pipe Creek (104) – Funding of \$0.3M is planned in FY 24 for design. Additional funding will be included outside the plan for replacement of the bridge structure.
- Patapsco Road Bridge Deck Replacement (106) – Funding of \$0.2M is planned in FY 26 for design. Additional funding will be included outside the plan for replacement of the deck.
- Funding of \$7.1M is included for the replacement or rehabilitation of four bridges in the FY 21 – 26 CIP.

Recreation and Culture (107-133)

- Gillis Falls Trail (117) – Funding of \$0.5M is included in FY 21 to establish a trail connecting Salt Box Park to the Equestrian Center.
- Hashawha and Bear Branch Paving (118) – Funding of \$0.6M is planned in FY 23 for repairs and overlays at the Bear Branch Nature Center and Hashawha Environmental Center.
- Krimgold Park Phase II (119) – This project includes funding of \$0.4M in FY 21 for construction of a parking lot and trail.
- Leister Park Phase II (121) – Funding of \$0.2M is planned in FY 22 to establish a walking trail to connect with the existing trail.
- Northwest Trail (122) – Funding of \$1.1M is planned in FY 25 to establish a trail from Taneytown to the Pennsylvania line.

- Funding of \$1.0M is planned for improvements at Piney Run Park including paving of an existing stone road and parking lots (125), and replacement of the seawall, boat launch (127), and a pavilion (124).
- Sports Complex Lighting (129) – Funding of \$0.8M is included in FY 21 and 23 for lighting additions.
- Union Mills Water Wheel, Shaft, and Flume Replacements (132) are included in the FY 21 – 26 CIP, for total funding of \$0.9M.
- Westminster Veterans Memorial Park (133) – Funding of \$0.3M is included in FY 21 for a playground, pavilion, and monument, for total funding of \$2.6M.

General Government (135-154)

- Carroll Community College Systemic Renovations (139) – This project provides funding of \$2.5M in FY 23, for total funding of \$8.2M, for the fire alarms, boiler and chiller replacements, and the building envelope.
- Carroll Community College Technology (140) – Funding of \$0.7M is included in FY 21 – 22, for total funding of \$1.8M, for replacement of laboratory computers and classroom technology.
- Charles Carroll Gymnasium and Community Center (141) – This project provides additional funding of \$0.6M, for total funding of \$4.2M, for a community center on the site of the former Charles Carroll Elementary School. FY 21 provides funding for road improvements and additional square feet to accommodate bleachers.
- County Building Systemic Renovations (142) – This project provides ongoing funding of \$5.1M in FY 21 – 26 for replacements of County facilities’ HVAC and roofs.
- County Technology (143) – Funding of \$8.5M is included in FY 21 – 26 for replacement of County government information and communication systems.
- Courthouse Annex Renovation (144) – Funding of \$0.9M, for total funding of \$1.1M, is included to renovate office space and bathrooms.
- Detention Center Access System Replacement (145) – This project provides funding of \$0.4M in FY 21 for the Detention Center access system replacement.
- Elections Voting Equipment (146) – This project provides funding of \$0.6M in FY 21 to update, implement, and/or purchase voting equipment.
- Public Safety Emergency Communications Radios (151) – This project provides funding of \$5.2M for replacement of mobile and portable radios used by Public Safety and other governmental agencies.
- Public Safety Training Center Improvements (153) – This project provides funding of \$2.0M in FY 21 – 22, for total funding of \$7.3M, to complete additional phases to the Training Center. Included are parking lots, a multi-story burn building, training props, and an outdoor classroom.
- Sheriff’s Office – Eldersburg Precinct (154) – Funding of \$7.2M is included in FY 23 – 24 for construction of a precinct in Eldersburg.

Airport Enterprise Fund (163-168)

- Airport Runway Extension (166) – Included in FY 21 is an additional \$0.4M Airport Enterprise Fund revenue to offset a reduction in Maryland Aviation Administration Funding.
- Automated Weather Observing System (AWOS) (167) – Funding of \$0.2M is included in FY 21 for the replacement of the AWOS.

Fiber Network Enterprise Fund (169-172)

- CCPN Equipment Replacement (172) – This project provides planned funding of \$1.0M in FY 22 for the replacement of equipment for the Carroll County Public Network.

Utilities Enterprise Fund (173-201)

- County Water Line Rehabilitation/Replacement (177) – Funding of \$4.2M is included in FY 21 – 26, for total funding of \$4.9M, to rehabilitate, repair, and replace water lines in the Freedom, Bark Hill, and Pleasant Valley Service Areas.
- Funding of \$1.4M is included in FY 21 – 26 for rehabilitation of Board of Education Facilities served by Utilities including Runnymede Elementary (186), South Carroll High (190), and Winfield Elementary (1201).
- Included in FY 21 is funding of \$0.4M, for total funding of \$0.7M, to rehabilitate water and sewer lines at the Warfield Complex (196).

COMPARISON CHARTS

PUBLIC SCHOOLS

	FY 21	FY 22	FY 23	FY 24	FY 25	FY 26	Prior Allocation	Balance To Complete	Total Project Cost
Career and Technology Center									
Prior Adopted	32,035,806	15,000,000	0	0	0	0	13,064,194	0	60,100,000
Proposed	30,035,806	9,000,000	9,000,000	9,000,000	4,614,000	0	13,064,194	0	74,714,000
Adopted	30,035,806	9,000,000	9,000,000	9,000,000	4,614,000	0	13,064,194	0	74,714,000
Change From Prior Adopted	(2,000,000)	(6,000,000)	9,000,000	9,000,000	4,614,000	0	0	0	14,614,000
Change from Proposed	0	0	0	0	0	0	0	0	0
East Middle School Replacement									
Prior Adopted	0	0	0	0	0	0	0	0	0
Proposed	0	0	0	5,300,000	42,324,000	9,000,000	0	12,526,000	69,150,000
Adopted	4,547,000	43,411,000	12,000,000	0	0	0	0	0	59,958,000
Change From Prior Adopted	4,547,000	43,411,000	12,000,000	0	0	0	0	0	59,958,000
Change from Proposed	4,547,000	43,411,000	12,000,000	(5,300,000)	(42,324,000)	(9,000,000)	0	(12,526,000)	(9,192,000)
HVAC Improvements and Replacements									
Prior Adopted	4,806,000	9,122,000	6,296,000	7,355,000	9,426,000	0	0	0	37,005,000
Proposed	0	0	0	0	0	0	0	0	0
Adopted	0	0	0	0	0	0	0	0	0
Change From Prior Adopted	(4,806,000)	(9,122,000)	(6,296,000)	(7,355,000)	(9,426,000)	0	0	0	(37,005,000)
Change from Proposed	0	0	0	0	0	0	0	0	0
HVAC System Replacement - Spring Garden Elementary									
Prior Adopted	3,160,000	0	0	0	0	0	3,175,000	0	6,335,000
Proposed	0	0	0	0	0	0	0	0	0
Adopted	0	0	0	0	0	0	0	0	0
Change From Prior Adopted	(3,160,000)	0	0	0	0	0	(3,175,000)	0	(6,335,000)
Change from Proposed	0	0	0	0	0	0	0	0	0
Paving									
Prior Adopted	725,000	965,000	825,000	875,000	1,000,000	0	0	0	4,390,000
Proposed	725,000	965,000	825,000	875,000	1,000,000	1,050,000	0	0	5,440,000
Adopted	725,000	965,000	825,000	875,000	1,000,000	1,050,000	0	0	5,440,000
Change From Prior Adopted	0	0	0	0	0	1,050,000	0	0	1,050,000
Change from Proposed	0	0	0	0	0	0	0	0	0
Relocatable Classroom Removal									
Prior Adopted	185,000	0	195,000	0	205,000	0	0	0	585,000
Proposed	185,000	0	195,000	0	205,000	0	0	0	585,000
Adopted	185,000	0	195,000	0	205,000	0	0	0	585,000
Change From Prior Adopted	0	0	0	0	0	0	0	0	0
Change from Proposed	0	0	0	0	0	0	0	0	0
Roof Repairs									
Prior Adopted	0	0	0	200,000	0	0	0	0	200,000
Proposed	0	190,000	0	200,000	0	210,000	0	0	600,000
Adopted	0	190,000	0	200,000	0	210,000	0	0	600,000
Change From Prior Adopted	0	190,000	0	0	0	210,000	0	0	400,000
Change from Proposed	0	0	0	0	0	0	0	0	0
Roof Replacement - Winfield Elementary									
Prior Adopted	0	0	0	0	0	0	0	0	0
Proposed	0	0	0	0	0	0	0	0	0
Adopted	1,652,894	897,106	0	0	0	0	0	0	2,550,000
Change From Prior Adopted	1,652,894	897,106	0	0	0	0	0	0	2,550,000
Change from Proposed	1,652,894	897,106	0	0	0	0	0	0	2,550,000
Roof Replacements									
Prior Adopted	2,564,100	2,117,850	3,418,800	4,352,250	5,562,900	0	0	0	18,015,900
Proposed	0	0	0	0	0	0	0	0	0
Adopted	0	0	0	0	0	0	0	0	0
Change From Prior Adopted	(2,564,100)	(2,117,850)	(3,418,800)	(4,352,250)	(5,562,900)	0	0	0	(18,015,900)
Change from Proposed	0	0	0	0	0	0	0	0	0
Technology Improvements									
Prior Adopted	1,000,000	1,000,000	1,000,000	1,000,000	1,000,000	0	0	0	5,000,000
Proposed	1,000,000	1,000,000	1,000,000	1,000,000	1,000,000	1,000,000	0	0	6,000,000
Adopted	1,000,000	1,000,000	1,000,000	1,000,000	1,000,000	1,000,000	0	0	6,000,000
Change From Prior Adopted	0	0	0	0	0	1,000,000	0	0	1,000,000
Change from Proposed	0	0	0	0	0	0	0	0	0

PUBLIC SCHOOLS

	FY 21	FY 22	FY 23	FY 24	FY 25	FY 26	Prior Allocation	Balance To Complete	Total Project Cost
Transfer to Operating Budget for BOE Debt Service									
Prior Adopted	11,101,031	11,544,231	12,924,240	14,230,976	14,424,355	0	0	0	64,224,833
Proposed	10,461,158	10,757,958	11,476,291	12,491,926	13,133,235	14,319,930	0	0	72,640,498
Adopted	10,461,160	10,908,080	12,331,029	14,233,098	15,130,889	15,671,327	0	0	78,735,584
Change From Prior Adopted	(639,871)	(636,151)	(593,211)	2,122	706,534	15,671,327	0	0	14,510,751
Change from Proposed	2	150,122	854,738	1,741,172	1,997,654	1,351,397	0	0	6,095,086
Window Replacement - South Carroll High									
Prior Adopted	1,575,000	0	0	0	0	0	155,000	0	1,730,000
Proposed	0	0	0	0	0	0	0	0	0
Adopted	0	0	0	0	0	0	0	0	0
Change From Prior Adopted	(1,575,000)	0	0	0	0	0	(155,000)	0	(1,730,000)
Change from Proposed	0	0	0	0	0	0	0	0	0
Window Replacement - Westminster High									
Prior Adopted	1,575,000	0	0	0	0	0	155,000	0	1,730,000
Proposed	0	0	0	0	0	0	0	0	0
Adopted	0	0	0	0	0	0	0	0	0
Change From Prior Adopted	(1,575,000)	0	0	0	0	0	(155,000)	0	(1,730,000)
Change from Proposed	0	0	0	0	0	0	0	0	0
PUBLIC SCHOOLS TOTAL									
Prior Adopted	58,726,937	39,749,081	24,659,040	28,013,226	31,618,255	0	16,549,194	0	199,315,733
Proposed	42,406,964	21,912,958	22,496,291	28,866,926	62,276,235	25,579,930	13,064,194	12,526,000	229,129,498
Adopted	48,606,860	66,371,186	35,351,029	25,308,098	21,949,889	17,931,327	13,064,194	0	228,582,584
Change From Prior Adopted	(10,120,077)	26,622,105	10,691,989	(2,705,128)	(9,668,366)	17,931,327	(3,485,000)	0	29,266,851
Change from Proposed	6,199,896	44,458,228	12,854,738	(3,558,828)	(40,326,346)	(7,648,603)	0	(12,526,000)	(546,914)

CONSERVATION AND OPEN SPACE

	FY 21	FY 22	FY 23	FY 24	FY 25	FY 26	Prior Allocation	Balance To Complete	Total Project Cost
Agricultural Land Preservation									
Prior Adopted	4,678,190	5,003,940	4,983,000	4,983,000	4,983,000	0	0	0	24,631,130
Proposed	4,483,000	4,483,000	4,483,000	4,483,000	4,483,000	4,483,000	0	0	26,898,000
Adopted	4,483,000	4,483,000	4,483,000	4,483,000	4,483,000	4,483,000	0	0	26,898,000
Change From Prior Adopted	(195,190)	(520,940)	(500,000)	(500,000)	(500,000)	4,483,000	0	0	2,266,870
Change from Proposed	0	0	0	0	0	0	0	0	0
Stormwater Facility Renovation									
Prior Adopted	310,000	310,000	310,000	310,000	310,000	0	0	0	1,550,000
Proposed	325,000	300,000	300,000	300,000	300,000	300,000	0	0	1,825,000
Adopted	325,000	300,000	300,000	300,000	300,000	300,000	0	0	1,825,000
Change From Prior Adopted	15,000	(10,000)	(10,000)	(10,000)	(10,000)	300,000	0	0	275,000
Change from Proposed	0	0	0	0	0	0	0	0	0
Watershed Assessment and Improvement (NPDES)									
Prior Adopted	3,350,000	3,450,000	3,550,000	3,650,000	3,750,000	0	0	0	17,750,000
Proposed	3,350,000	3,450,000	3,550,000	3,650,000	3,750,000	3,850,000	0	0	21,600,000
Adopted	3,350,000	3,450,000	3,550,000	3,650,000	3,750,000	3,850,000	0	0	21,600,000
Change From Prior Adopted	0	0	0	0	0	3,850,000	0	0	3,850,000
Change from Proposed	0	0	0	0	0	0	0	0	0
CONSERVATION AND OPEN SPACE TOTAL									
Prior Adopted	8,338,190	8,763,940	8,843,000	8,943,000	9,043,000	0	0	0	43,931,130
Proposed	8,158,000	8,233,000	8,333,000	8,433,000	8,533,000	8,633,000	0	0	50,323,000
Adopted	8,158,000	8,233,000	8,333,000	8,433,000	8,533,000	8,633,000	0	0	50,323,000
Change From Prior Adopted	(180,190)	(530,940)	(510,000)	(510,000)	(510,000)	8,633,000	0	0	6,391,870
Change from Proposed	0	0	0	0	0	0	0	0	0

ROADS

	FY 21	FY 22	FY 23	FY 24	FY 25	FY 26	Prior Allocation	Balance To Complete	Total Project Cost
Highway Safety Improvements									
Prior Adopted	32,000	33,000	35,000	37,000	38,000	0	0	0	175,000
Proposed	32,000	33,000	35,000	37,000	38,000	40,000	0	0	215,000
Adopted	32,000	33,000	35,000	37,000	38,000	40,000	0	0	215,000
Change From Prior Adopted	0	0	0	0	0	40,000	0	0	40,000
Change from Proposed	0	0	0	0	0	0	0	0	0
Pavement Management Program									
Prior Adopted	12,861,000	12,806,000	10,853,000	15,125,000	15,878,000	0	0	0	67,523,000
Proposed	13,371,000	13,286,000	11,293,000	15,525,000	15,878,000	16,673,000	0	0	86,026,000
Adopted	13,371,000	13,286,000	11,293,000	15,525,000	15,878,000	16,673,000	0	0	86,026,000
Change From Prior Adopted	510,000	480,000	440,000	400,000	0	16,673,000	0	0	18,503,000
Change from Proposed	0	0	0	0	0	0	0	0	0
Pavement Preservation									
Prior Adopted	1,147,000	1,181,000	1,216,000	1,275,000	1,350,000	0	0	0	6,169,000
Proposed	1,150,000	1,180,000	1,215,000	1,255,000	1,300,000	1,350,000	0	0	7,450,000
Adopted	1,150,000	1,180,000	1,215,000	1,255,000	1,300,000	1,350,000	0	0	7,450,000
Change From Prior Adopted	3,000	(1,000)	(1,000)	(20,000)	(50,000)	1,350,000	0	0	1,281,000
Change from Proposed	0	0	0	0	0	0	0	0	0
Ramp and Sidewalk Upgrades									
Prior Adopted	81,000	85,000	88,000	92,000	96,000	0	0	0	442,000
Proposed	81,000	85,000	88,000	92,000	96,000	103,000	0	0	545,000
Adopted	81,000	85,000	88,000	92,000	96,000	103,000	0	0	545,000
Change From Prior Adopted	0	0	0	0	0	103,000	0	0	103,000
Change from Proposed	0	0	0	0	0	0	0	0	0
Small Drainage Structures									
Prior Adopted	223,500	253,000	283,000	313,000	343,500	0	0	0	1,416,000
Proposed	223,500	253,000	283,000	313,000	343,500	360,000	0	0	1,776,000
Adopted	223,500	253,000	283,000	313,000	343,500	360,000	0	0	1,776,000
Change From Prior Adopted	0	0	0	0	0	360,000	0	0	360,000
Change from Proposed	0	0	0	0	0	0	0	0	0
State Road Projects									
Prior Adopted	100,000	100,000	0	0	0	0	764,990	0	964,990
Proposed	100,000	100,000	0	0	0	0	764,990	0	964,990
Adopted	100,000	100,000	0	0	0	0	764,990	0	964,990
Change From Prior Adopted	0	0	0	0	0	0	0	0	0
Change from Proposed	0	0	0	0	0	0	0	0	0
Storm Drain Rehabilitation									
Prior Adopted	223,500	253,000	283,000	313,000	343,500	0	0	0	1,416,000
Proposed	223,500	253,000	283,000	313,000	343,500	360,000	0	0	1,776,000
Adopted	223,500	253,000	283,000	313,000	343,500	360,000	0	0	1,776,000
Change From Prior Adopted	0	0	0	0	0	360,000	0	0	360,000
Change from Proposed	0	0	0	0	0	0	0	0	0
Storm Drain Video Inspection									
Prior Adopted	139,000	143,000	147,000	151,000	156,000	0	0	0	736,000
Proposed	139,000	146,000	153,000	161,000	169,000	177,000	0	0	945,000
Adopted	139,000	146,000	153,000	161,000	169,000	177,000	0	0	945,000
Change From Prior Adopted	0	3,000	6,000	10,000	13,000	177,000	0	0	209,000
Change from Proposed	0	0	0	0	0	0	0	0	0
ROADS TOTAL									
Prior Adopted	14,807,000	14,854,000	12,905,000	17,306,000	18,205,000	0	764,990	0	78,841,990
Proposed	15,320,000	15,336,000	13,350,000	17,696,000	18,168,000	19,063,000	764,990	0	99,697,990
Adopted	15,320,000	15,336,000	13,350,000	17,696,000	18,168,000	19,063,000	764,990	0	99,697,990
Change From Prior Adopted	513,000	482,000	445,000	390,000	(37,000)	19,063,000	0	0	20,856,000
Change from Proposed	0	0	0	0	0	0	0	0	0

BRIDGES

	FY 21	FY 22	FY 23	FY 24	FY 25	FY 26	Prior Allocation	Balance To Complete	Total Project Cost
Bridge Inspection and Inventory									
Prior Adopted	44,000	45,000	47,000	49,000	52,000	0	0	0	237,000
Proposed	30,000	31,000	32,000	33,000	34,000	35,000	0	0	195,000
Adopted	30,000	31,000	32,000	33,000	34,000	35,000	0	0	195,000
Change From Prior Adopted	(14,000)	(14,000)	(15,000)	(16,000)	(18,000)	35,000	0	0	(42,000)
Change from Proposed	0	0	0	0	0	0	0	0	0
Bridge Maintenance and Structural Repair									
Prior Adopted	75,000	78,000	82,000	85,000	89,000	0	0	0	409,000
Proposed	75,000	78,000	82,000	85,000	89,000	94,000	0	0	503,000
Adopted	75,000	78,000	82,000	85,000	89,000	94,000	0	0	503,000
Change From Prior Adopted	0	0	0	0	0	94,000	0	0	94,000
Change from Proposed	0	0	0	0	0	0	0	0	0
Brown Road over Roaring Run									
Prior Adopted	0	0	0	0	0	0	0	0	0
Proposed	0	0	0	270,000	0	1,439,000	0	0	1,709,000
Adopted	0	0	0	270,000	0	1,439,000	0	0	1,709,000
Change From Prior Adopted	0	0	0	270,000	0	1,439,000	0	0	1,709,000
Change from Proposed	0	0	0	0	0	0	0	0	0
Cleaning and Painting of Bridge Structural Steel									
Prior Adopted	223,000	234,000	246,000	258,000	271,000	0	0	0	1,232,000
Proposed	223,000	234,000	246,000	258,000	271,000	284,000	0	0	1,516,000
Adopted	223,000	234,000	246,000	258,000	271,000	284,000	0	0	1,516,000
Change From Prior Adopted	0	0	0	0	0	284,000	0	0	284,000
Change from Proposed	0	0	0	0	0	0	0	0	0
Gaither Road over South Branch Patapsco									
Prior Adopted	1,997,000	0	0	0	0	0	275,000	0	2,272,000
Proposed	0	2,096,850	0	0	0	0	275,000	0	2,371,850
Adopted	0	2,096,850	0	0	0	0	275,000	0	2,371,850
Change From Prior Adopted	(1,997,000)	2,096,850	0	0	0	0	0	0	99,850
Change from Proposed	0	0	0	0	0	0	0	0	0
Hawks Hill Road over Little Pipe Creek Tributary									
Prior Adopted	0	255,000	0	510,000	0	0	0	0	765,000
Proposed	0	255,000	0	510,000	0	0	0	0	765,000
Adopted	0	255,000	0	510,000	0	0	0	0	765,000
Change From Prior Adopted	0	0	0	0	0	0	0	0	0
Change from Proposed	0	0	0	0	0	0	0	0	0
McKinstry's Mill Road over Little Pipe Creek									
Prior Adopted	0	0	0	250,000	0	0	0	1,668,000	1,918,000
Proposed	0	0	0	250,000	0	0	0	1,746,000	1,996,000
Adopted	0	0	0	250,000	0	0	0	1,746,000	1,996,000
Change From Prior Adopted	0	0	0	0	0	0	0	78,000	78,000
Change from Proposed	0	0	0	0	0	0	0	0	0
Old Keys Mill Road over Beaver Run									
Prior Adopted	0	0	0	0	0	0	0	0	0
Proposed	0	0	0	270,000	0	2,296,000	0	0	2,566,000
Adopted	0	0	0	270,000	0	2,296,000	0	0	2,566,000
Change From Prior Adopted	0	0	0	270,000	0	2,296,000	0	0	2,566,000
Change from Proposed	0	0	0	0	0	0	0	0	0
Patapsco Road Bridge Deck Replacement									
Prior Adopted	0	0	0	0	0	0	0	0	0
Proposed	0	0	0	0	0	170,000	0	424,000	594,000
Adopted	0	0	0	0	0	170,000	0	424,000	594,000
Change From Prior Adopted	0	0	0	0	0	170,000	0	424,000	594,000
Change from Proposed	0	0	0	0	0	0	0	0	0
BRIDGES TOTAL									
Prior Adopted	2,339,000	612,000	375,000	1,152,000	412,000	0	275,000	1,668,000	6,833,000
Proposed	328,000	2,694,850	360,000	1,676,000	394,000	4,318,000	275,000	2,170,000	12,215,850
Adopted	328,000	2,694,850	360,000	1,676,000	394,000	4,318,000	275,000	2,170,000	12,215,850
Change From Prior Adopted	(2,011,000)	2,082,850	(15,000)	524,000	(18,000)	4,318,000	0	502,000	5,382,850
Change from Proposed	0	0	0	0	0	0	0	0	0

RECREATION AND CULTURE

	FY 21	FY 22	FY 23	FY 24	FY 25	FY 26	Prior Allocation	Balance To Complete	Total Project Cost
--	-------	-------	-------	-------	-------	-------	------------------	---------------------	--------------------

Bark Hill Park Trail

Prior Adopted	0	0	0	0	0	0	0	0	0
Proposed	0	0	0	0	0	312,000	0	0	312,000
Adopted	0	0	0	0	0	312,000	0	0	312,000
Change From Prior Adopted	0	0	0	0	0	312,000	0	0	312,000
Change from Proposed	0	0	0	0	0	0	0	0	0

Bear Branch Nature Center Pavilion Replacement

Prior Adopted	0	0	0	197,000	0	0	0	0	197,000
Proposed	0	0	0	197,000	0	0	0	0	197,000
Adopted	0	0	0	197,000	0	0	0	0	197,000
Change From Prior Adopted	0	0	0	0	0	0	0	0	0
Change from Proposed	0	0	0	0	0	0	0	0	0

Cape Horn Park Waterless Restroom Replacement

Prior Adopted	0	0	0	0	0	0	0	0	0
Proposed	0	0	0	0	0	294,000	0	0	294,000
Adopted	0	0	0	0	0	294,000	0	0	294,000
Change From Prior Adopted	0	0	0	0	0	294,000	0	0	294,000
Change from Proposed	0	0	0	0	0	0	0	0	0

Community Self-Help Projects

Prior Adopted	82,000	84,000	86,000	88,000	90,000	0	0	0	430,000
Proposed	82,000	84,000	86,000	88,000	90,000	92,000	0	0	522,000
Adopted	82,000	84,000	86,000	88,000	90,000	92,000	0	0	522,000
Change From Prior Adopted	0	0	0	0	0	92,000	0	0	92,000
Change from Proposed	0	0	0	0	0	0	0	0	0

Deer Park Lighting Replacement

Prior Adopted	0	0	0	0	291,000	0	0	0	291,000
Proposed	0	0	0	0	291,000	0	0	0	291,000
Adopted	0	0	0	0	291,000	0	0	0	291,000
Change From Prior Adopted	0	0	0	0	0	0	0	0	0
Change from Proposed	0	0	0	0	0	0	0	0	0

Deer Park Phase II

Prior Adopted	0	0	0	0	0	0	1,704,000	0	1,704,000
Proposed	100,000	0	0	0	0	0	1,304,000	0	1,404,000
Adopted	100,000	0	0	0	0	0	1,304,000	0	1,404,000
Change From Prior Adopted	100,000	0	0	0	0	0	(400,000)	0	(300,000)
Change from Proposed	0	0	0	0	0	0	0	0	0

Gillis Falls Trail

Prior Adopted	467,000	0	0	0	0	0	0	0	467,000
Proposed	467,000	0	0	0	0	0	0	0	467,000
Adopted	467,000	0	0	0	0	0	0	0	467,000
Change From Prior Adopted	0	0	0	0	0	0	0	0	0
Change from Proposed	0	0	0	0	0	0	0	0	0

Hashawha and Bear Branch Paving

Prior Adopted	0	536,000	0	0	0	0	0	0	536,000
Proposed	0	0	552,000	0	0	0	0	0	552,000
Adopted	0	0	552,000	0	0	0	0	0	552,000
Change From Prior Adopted	0	(536,000)	552,000	0	0	0	0	0	16,000
Change from Proposed	0	0	0	0	0	0	0	0	0

Krimgold Park Phase II

Prior Adopted	400,000	0	0	0	0	0	0	0	400,000
Proposed	400,000	0	0	0	0	0	0	0	400,000
Adopted	400,000	0	0	0	0	0	0	0	400,000
Change From Prior Adopted	0	0	0	0	0	0	0	0	0
Change from Proposed	0	0	0	0	0	0	0	0	0

RECREATION AND CULTURE

	FY 21	FY 22	FY 23	FY 24	FY 25	FY 26	Prior Allocation	Balance To Complete	Total Project Cost
Land Acquisition									
Prior Adopted	371,000	350,000	350,000	350,000	350,000	0	0	0	1,771,000
Proposed	307,000	340,000	358,000	365,000	376,000	387,000	0	0	2,133,000
Adopted	307,000	340,000	358,000	365,000	376,000	387,000	0	0	2,133,000
Change From Prior Adopted	(64,000)	(10,000)	8,000	15,000	26,000	387,000	0	0	362,000
Change from Proposed	0	0	0	0	0	0	0	0	0
Leister Park Phase II									
Prior Adopted	0	191,000	0	0	0	0	0	0	191,000
Proposed	0	191,000	0	0	0	0	0	0	191,000
Adopted	0	191,000	0	0	0	0	0	0	191,000
Change From Prior Adopted	0	0	0	0	0	0	0	0	0
Change from Proposed	0	0	0	0	0	0	0	0	0
Northwest Trail									
Prior Adopted	0	0	0	0	1,100,000	0	0	0	1,100,000
Proposed	0	0	0	0	1,100,000	0	0	0	1,100,000
Adopted	0	0	0	0	1,100,000	0	0	0	1,100,000
Change From Prior Adopted	0	0	0	0	0	0	0	0	0
Change from Proposed	0	0	0	0	0	0	0	0	0
Old Liberty Road Park Paving									
Prior Adopted	0	0	0	114,000	0	0	0	0	114,000
Proposed	0	0	0	0	0	0	0	0	0
Adopted	0	0	0	0	0	0	0	0	0
Change From Prior Adopted	0	0	0	(114,000)	0	0	0	0	(114,000)
Change from Proposed	0	0	0	0	0	0	0	0	0
Park Restoration									
Prior Adopted	175,000	180,000	185,000	190,000	195,000	0	0	0	925,000
Proposed	175,000	180,000	185,000	190,000	195,000	200,000	0	0	1,125,000
Adopted	175,000	180,000	185,000	190,000	195,000	200,000	0	0	1,125,000
Change From Prior Adopted	0	0	0	0	0	200,000	0	0	200,000
Change from Proposed	0	0	0	0	0	0	0	0	0
Piney Run Pavilion Replacement									
Prior Adopted	0	0	0	181,000	0	0	0	0	181,000
Proposed	0	0	0	181,000	0	0	0	0	181,000
Adopted	0	0	0	181,000	0	0	0	0	181,000
Change From Prior Adopted	0	0	0	0	0	0	0	0	0
Change from Proposed	0	0	0	0	0	0	0	0	0
Piney Run Pavilion Road Paving									
Prior Adopted	0	213,000	0	0	0	0	0	0	213,000
Proposed	0	213,000	0	0	0	0	0	0	213,000
Adopted	0	213,000	0	0	0	0	0	0	213,000
Change From Prior Adopted	0	0	0	0	0	0	0	0	0
Change from Proposed	0	0	0	0	0	0	0	0	0
Piney Run Paving									
Prior Adopted	0	0	0	0	0	0	0	0	0
Proposed	0	0	0	0	0	290,000	0	0	290,000
Adopted	0	0	0	0	0	290,000	0	0	290,000
Change From Prior Adopted	0	0	0	0	0	290,000	0	0	290,000
Change from Proposed	0	0	0	0	0	0	0	0	0
Piney Run Seawall and Launch Replacement									
Prior Adopted	0	0	0	0	0	0	0	0	0
Proposed	0	0	0	0	0	277,000	0	0	277,000
Adopted	0	0	0	0	0	277,000	0	0	277,000
Change From Prior Adopted	0	0	0	0	0	277,000	0	0	277,000
Change from Proposed	0	0	0	0	0	0	0	0	0

RECREATION AND CULTURE

	FY 21	FY 22	FY 23	FY 24	FY 25	FY 26	Prior Allocation	Balance To Complete	Total Project Cost
--	-------	-------	-------	-------	-------	-------	------------------	---------------------	--------------------

Sports Complex Building Roof

Prior Adopted	0	0	193,000	0	0	0	0	0	193,000
Proposed	0	0	301,000	0	0	0	0	0	301,000
Adopted	0	0	301,000	0	0	0	0	0	301,000
Change From Prior Adopted	0	0	108,000	0	0	0	0	0	108,000
Change from Proposed	0	0	0	0	0	0	0	0	0

Sports Complex Lighting

Prior Adopted	280,000	500,000	0	0	0	0	683,000	0	1,463,000
Proposed	280,000	0	525,000	0	0	0	683,000	0	1,488,000
Adopted	280,000	0	525,000	0	0	0	683,000	0	1,488,000
Change From Prior Adopted	0	(500,000)	525,000	0	0	0	0	0	25,000
Change from Proposed	0	0	0	0	0	0	0	0	0

Tot Lot Replacement

Prior Adopted	83,000	86,000	89,000	92,000	97,000	0	0	0	447,000
Proposed	83,000	86,000	89,000	92,000	97,000	321,000	0	0	768,000
Adopted	83,000	86,000	89,000	92,000	97,000	321,000	0	0	768,000
Change From Prior Adopted	0	0	0	0	0	321,000	0	0	321,000
Change from Proposed	0	0	0	0	0	0	0	0	0

Town Fund

Prior Adopted	18,560	17,780	17,780	17,780	17,780	0	0	0	89,680
Proposed	16,700	17,800	17,800	17,800	17,800	17,800	0	0	105,700
Adopted	16,700	17,800	17,800	17,800	17,800	17,800	0	0	105,700
Change From Prior Adopted	(1,860)	20	20	20	20	17,800	0	0	16,020
Change from Proposed	0	0	0	0	0	0	0	0	0

Union Mills Flume, Shaft, and Waterwheel Replacement

Prior Adopted	0	0	164,000	435,000	0	0	291,000	0	890,000
Proposed	0	0	164,000	435,000	0	0	291,000	0	890,000
Adopted	0	0	164,000	435,000	0	0	291,000	0	890,000
Change From Prior Adopted	0	0	0	0	0	0	0	0	0
Change from Proposed	0	0	0	0	0	0	0	0	0

Westminster Veterans Memorial Park Phase I

Prior Adopted	0	0	0	0	0	0	2,303,596	0	0
Proposed	300,000	0	0	0	0	0	0	0	0
Adopted	300,000	0	0	0	0	0	0	0	0
Change From Prior Adopted	300,000	0	0	0	0	0	(2,303,596)	0	0
Change from Proposed	0	0	0	0	0	0	0	0	0

RECREATION AND CULTURE TOTAL

Prior Adopted	1,876,560	2,157,780	1,084,780	1,664,780	2,140,780	0	4,981,596	0	11,602,680
Proposed	2,210,700	1,111,800	2,277,800	1,565,800	2,166,800	2,190,800	2,278,000	0	13,501,700
Adopted	2,210,700	1,111,800	2,277,800	1,565,800	2,166,800	2,190,800	2,278,000	0	13,501,700
Change From Prior Adopted	334,140	(1,045,980)	1,193,020	(98,980)	26,020	2,190,800	(2,703,596)	0	1,899,020
Change from Proposed	0	0	0	0	0	0	0	0	0

GENERAL GOVERNMENT

	FY 21	FY 22	FY 23	FY 24	FY 25	FY 26	Prior Allocation	Balance To Complete	Total Project Cost
Carroll Community College Systemic Renovations									
Prior Adopted	0	0	0	0	0	0	0	0	0
Proposed	0	0	2,473,650	0	0	0	5,744,000	0	8,217,650
Adopted	0	0	2,473,650	0	0	0	5,744,000	0	8,217,650
Change From Prior Adopted	0	0	2,473,650	0	0	0	5,744,000	0	8,217,650
Change from Proposed	0	0	0	0	0	0	0	0	0
Carroll Community College Technology									
Prior Adopted	350,000	350,000	0	0	0	0	1,050,000	0	1,750,000
Proposed	350,000	350,000	0	0	0	0	1,050,000	0	1,750,000
Adopted	350,000	350,000	0	0	0	0	1,050,000	0	1,750,000
Change From Prior Adopted	0	0	0	0	0	0	0	0	0
Change from Proposed	0	0	0	0	0	0	0	0	0
Charles Carroll Gymnasium and Community Center									
Prior Adopted	420,000	0	0	0	0	0	3,510,000	0	3,930,000
Proposed	640,000	0	0	0	0	0	3,510,000	0	4,150,000
Adopted	640,000	0	0	0	0	0	3,510,000	0	4,150,000
Change From Prior Adopted	220,000	0	0	0	0	0	0	0	220,000
Change from Proposed	0	0	0	0	0	0	0	0	0
County Building Systemic Renovations									
Prior Adopted	748,600	788,500	826,500	864,500	912,000	0	0	0	4,140,100
Proposed	748,600	788,500	826,500	864,500	912,000	960,000	0	0	5,100,100
Adopted	748,600	788,500	826,500	864,500	912,000	960,000	0	0	5,100,100
Change From Prior Adopted	0	0	0	0	0	960,000	0	0	960,000
Change from Proposed	0	0	0	0	0	0	0	0	0
County Technology									
Prior Adopted	1,265,400	1,307,580	1,368,000	1,368,000	1,558,000	0	0	0	6,866,980
Proposed	1,265,400	1,307,580	1,368,000	1,368,000	1,558,000	1,600,000	0	0	8,466,980
Adopted	1,265,400	1,307,580	1,368,000	1,368,000	1,558,000	1,600,000	0	0	8,466,980
Change From Prior Adopted	0	0	0	0	0	1,600,000	0	0	1,600,000
Change from Proposed	0	0	0	0	0	0	0	0	0
Courthouse Annex Renovation									
Prior Adopted	116,600	0	0	0	0	0	152,400	0	269,000
Proposed	2,174	0	897,826	0	0	0	152,400	0	1,052,400
Adopted	2,174	0	897,826	0	0	0	152,400	0	1,052,400
Change From Prior Adopted	(114,426)	0	897,826	0	0	0	0	0	783,400
Change from Proposed	0	0	0	0	0	0	0	0	0
Detention Center Access System Replacement									
Prior Adopted	0	0	0	0	0	0	0	0	0
Proposed	400,000	0	0	0	0	0	0	0	400,000
Adopted	400,000	0	0	0	0	0	0	0	400,000
Change From Prior Adopted	400,000	0	0	0	0	0	0	0	400,000
Change from Proposed	0	0	0	0	0	0	0	0	0
Elections Voting Equipment									
Prior Adopted	0	0	0	0	0	0	0	0	0
Proposed	605,000	0	0	0	0	0	0	0	605,000
Adopted	605,000	0	0	0	0	0	0	0	605,000
Change From Prior Adopted	605,000	0	0	0	0	0	0	0	605,000
Change from Proposed	0	0	0	0	0	0	0	0	0
Fleet Lift Replacements									
Prior Adopted	0	212,000	0	212,000	0	0	0	0	424,000
Proposed	0	212,000	0	212,000	0	0	0	0	424,000
Adopted	0	212,000	0	212,000	0	0	0	0	424,000
Change From Prior Adopted	0	0	0	0	0	0	0	0	0
Change from Proposed	0	0	0	0	0	0	0	0	0

GENERAL GOVERNMENT

	FY 21	FY 22	FY 23	FY 24	FY 25	FY 26	Prior Allocation	Balance To Complete	Total Project Cost
Generator Replacement									
Prior Adopted	132,000	139,000	146,000	153,000	161,000	0	0	0	731,000
Proposed	132,000	139,000	146,000	153,000	161,000	170,000	0	0	901,000
Adopted	132,000	139,000	146,000	153,000	161,000	170,000	0	0	901,000
Change From Prior Adopted	0	0	0	0	0	170,000	0	0	170,000
Change from Proposed	0	0	0	0	0	0	0	0	0
Library Technology									
Prior Adopted	100,000	100,000	100,000	100,000	100,000	0	0	0	500,000
Proposed	100,000	100,000	100,000	100,000	100,000	100,000	0	0	600,000
Adopted	100,000	100,000	100,000	100,000	100,000	100,000	0	0	600,000
Change From Prior Adopted	0	0	0	0	0	100,000	0	0	100,000
Change from Proposed	0	0	0	0	0	0	0	0	0
Parking Lot Overlays									
Prior Adopted	279,000	322,000	367,000	436,000	222,000	0	0	0	1,626,000
Proposed	279,000	322,000	367,000	436,000	222,000	233,000	0	0	1,859,000
Adopted	279,000	322,000	367,000	436,000	222,000	233,000	0	0	1,859,000
Change From Prior Adopted	0	0	0	0	0	233,000	0	0	233,000
Change from Proposed	0	0	0	0	0	0	0	0	0
Public Safety Emergency Communication Radios									
Prior Adopted	824,000	849,000	874,000	900,000	927,000	0	0	0	4,374,000
Proposed	824,000	849,000	785,000	891,000	927,000	956,000	0	0	5,232,000
Adopted	824,000	849,000	785,000	891,000	927,000	956,000	0	0	5,232,000
Change From Prior Adopted	0	0	(89,000)	(9,000)	0	956,000	0	0	858,000
Change from Proposed	0	0	0	0	0	0	0	0	0
Public Safety Regional Water Supply									
Prior Adopted	132,300	139,000	146,000	153,000	160,000	0	0	0	730,300
Proposed	132,300	139,000	146,000	153,000	160,000	168,000	0	0	898,300
Adopted	132,300	139,000	146,000	153,000	160,000	168,000	0	0	898,300
Change From Prior Adopted	0	0	0	0	0	168,000	0	0	168,000
Change from Proposed	0	0	0	0	0	0	0	0	0
Public Safety Training Center									
Prior Adopted	1,000,000	1,000,000	0	0	0	0	5,300,000	0	7,300,000
Proposed	1,000,000	1,000,000	0	0	0	0	5,300,000	0	7,300,000
Adopted	1,000,000	1,000,000	0	0	0	0	5,300,000	0	7,300,000
Change From Prior Adopted	0	0	0	0	0	0	0	0	0
Change from Proposed	0	0	0	0	0	0	0	0	0
Sheriff's Office - Eldersburg Precinct									
Prior Adopted	0	0	468,000	4,497,000	0	0	0	0	4,965,000
Proposed	0	0	650,000	6,500,000	0	0	0	0	7,150,000
Adopted	0	0	650,000	6,500,000	0	0	0	0	7,150,000
Change From Prior Adopted	0	0	182,000	2,003,000	0	0	0	0	2,185,000
Change from Proposed	0	0	0	0	0	0	0	0	0
GENERAL GOVERNMENT TOTAL									
Prior Adopted	5,367,900	5,207,080	4,295,500	8,683,500	4,040,000	0	10,012,400	0	37,606,380
Proposed	6,478,474	5,207,080	7,759,976	10,677,500	4,040,000	4,187,000	15,756,400	0	54,106,430
Adopted	6,478,474	5,207,080	7,759,976	10,677,500	4,040,000	4,187,000	15,756,400	0	54,106,430
Change From Prior Adopted	1,110,574	0	3,464,476	1,994,000	0	4,187,000	5,744,000	0	16,500,050
Change from Proposed	0	0	0	0	0	0	0	0	0

AIRPORT ENTERPRISE FUND

	FY 21	FY 22	FY 23	FY 24	FY 25	FY 26	Prior Allocation	Balance To Complete	Total Project Cost
Airport Runway Extension									
Prior Adopted	0	0	0	0	0	0	82,601,525	0	82,601,525
Proposed	0	0	0	0	0	0	82,601,525	0	82,601,525
Adopted	0	0	0	0	0	0	82,601,525	0	82,601,525
Change From Prior Adopted	0	0	0	0	0	0	0	0	0
Change from Proposed	0	0	0	0	0	0	0	0	0

Automated Weather Observing System (AWOS)

Prior Adopted	0	0	0	0	0	0	0	0	0
Proposed	200,000	0	0	0	0	0	0	0	200,000
Adopted	200,000	0	0	0	0	0	0	0	200,000
Change From Prior Adopted	200,000	0	0	0	0	0	0	0	200,000
Change from Proposed	0	0	0	0	0	0	0	0	0

Grounds and Maintenance Equipment

Prior Adopted	17,500	17,500	17,500	17,500	17,500	0	0	0	87,500
Proposed	52,000	36,000	36,000	36,000	36,000	36,000	0	0	232,000
Adopted	52,000	36,000	36,000	36,000	36,000	36,000	0	0	232,000
Change From Prior Adopted	34,500	18,500	18,500	18,500	18,500	36,000	0	0	144,500
Change from Proposed	0	0	0	0	0	0	0	0	0

AIRPORT ENTERPRISE FUND TOTAL

Prior Adopted	17,500	17,500	17,500	17,500	17,500	0	82,601,525	0	82,689,025
Proposed	252,000	36,000	36,000	36,000	36,000	36,000	82,601,525	0	83,033,525
Adopted	252,000	36,000	36,000	36,000	36,000	36,000	82,601,525	0	83,033,525
Change From Prior Adopted	234,500	18,500	18,500	18,500	18,500	36,000	0	0	344,500
Change from Proposed	0	0	0	0	0	0	0	0	0

FIBER NETWORK ENTERPRISE FUND

	FY 21	FY 22	FY 23	FY 24	FY 25	FY 26	Prior Allocation	Balance To Complete	Total Project Cost
CCPN Equipment Replacement									
Prior Adopted	0	0	1,015,000	0	0	0	0	0	1,015,000
Proposed	0	1,022,680	0	0	0	0	0	0	1,022,680
Adopted	0	1,022,680	0	0	0	0	0	0	1,022,680
Change From Prior Adopted	0	1,022,680	(1,015,000)	0	0	0	0	0	7,680
Change from Proposed	0	0	0	0	0	0	0	0	0

FIBER NETWORK ENTERPRISE FUND TOTAL

Prior Adopted	0	0	1,015,000	0	0	0	0	0	1,015,000
Proposed	0	1,022,680	0	0	0	0	0	0	1,022,680
Adopted	0	1,022,680	0	0	0	0	0	0	1,022,680
Change From Prior Adopted	0	1,022,680	(1,015,000)	0	0	0	0	0	7,680
Change from Proposed	0	0	0	0	0	0	0	0	0

UTILITIES ENTERPRISE FUND

	FY 21	FY 22	FY 23	FY 24	FY 25	FY 26	Prior Allocation	Balance To Complete	Total Project Cost
Billing Software									
Prior Adopted	0	0	28,000	0	0	0	0	0	28,000
Proposed	0	0	0	0	0	0	0	0	0
Adopted	0	0	0	0	0	0	0	0	0
Change From Prior Adopted	0	0	(28,000)	0	0	0	0	0	(28,000)
Change from Proposed	0	0	0	0	0	0	0	0	0
County Sewer Line Rehabilitation and Replacement									
Prior Adopted	0	0	0	0	0	0	0	0	0
Proposed	481,000	481,000	481,000	481,000	481,000	481,000	0	0	2,886,000
Adopted	481,000	481,000	481,000	481,000	481,000	481,000	0	0	2,886,000
Change From Prior Adopted	481,000	481,000	481,000	481,000	481,000	481,000	0	0	2,886,000
Change from Proposed	0	0	0	0	0	0	0	0	0
County Water Line Rehabilitation and Replacement									
Prior Adopted	759,000	798,000	837,000	879,000	923,000	0	726,000	0	4,922,000
Proposed	759,000	798,000	837,000	879,000	923,000	0	726,000	0	4,922,000
Adopted	759,000	798,000	837,000	879,000	923,000	0	726,000	0	4,922,000
Change From Prior Adopted	0	0	0	0	0	0	0	0	0
Change from Proposed	0	0	0	0	0	0	0	0	0
Fairhaven Well House Rehabilitation									
Prior Adopted	125,000	0	0	0	0	0	0	0	125,000
Proposed	0	0	0	0	0	0	0	0	0
Adopted	0	0	0	0	0	0	0	0	0
Change From Prior Adopted	(125,000)	0	0	0	0	0	0	0	(125,000)
Change from Proposed	0	0	0	0	0	0	0	0	0
Freedom Sewer Rehabilitation									
Prior Adopted	181,000	190,000	204,000	210,000	215,000	0	0	0	1,000,000
Proposed	0	0	0	0	0	0	0	0	0
Adopted	0	0	0	0	0	0	0	0	0
Change From Prior Adopted	(181,000)	(190,000)	(204,000)	(210,000)	(215,000)	0	0	0	(1,000,000)
Change from Proposed	0	0	0	0	0	0	0	0	0
Freedom Water Treatment Plant Equipment Replacement									
Prior Adopted	0	0	0	0	0	0	0	0	0
Proposed	500,000	103,490	0	0	0	0	0	0	603,490
Adopted	500,000	103,490	0	0	0	0	0	0	603,490
Change From Prior Adopted	500,000	103,490	0	0	0	0	0	0	603,490
Change from Proposed	0	0	0	0	0	0	0	0	0
Freedom Wells and Connections									
Prior Adopted	367,000	250,000	836,000	0	0	0	1,079,000	0	4,632,000
Proposed	344,000	975,000	0	0	0	0	1,079,000	0	2,398,000
Adopted	344,000	975,000	0	0	0	0	1,079,000	0	2,398,000
Change From Prior Adopted	(23,000)	725,000	(836,000)	0	0	0	0	0	(2,234,000)
Change from Proposed	0	0	0	0	0	0	0	0	0
Freedom WTP Membrane Replacement									
Prior Adopted	174,000	174,000	174,000	174,000	174,000	0	1,287,250	0	2,157,250
Proposed	206,000	206,000	206,000	206,000	206,000	206,000	1,287,250	0	2,523,250
Adopted	206,000	206,000	206,000	206,000	206,000	206,000	1,287,250	0	2,523,250
Change From Prior Adopted	32,000	32,000	32,000	32,000	32,000	206,000	0	0	366,000
Change from Proposed	0	0	0	0	0	0	0	0	0
Hampstead Sewer Rehabilitation									
Prior Adopted	264,000	280,000	290,000	310,000	330,000	0	0	0	1,474,000
Proposed	0	0	0	0	0	0	0	0	0
Adopted	0	0	0	0	0	0	0	0	0
Change From Prior Adopted	(264,000)	(280,000)	(290,000)	(310,000)	(330,000)	0	0	0	(1,474,000)
Change from Proposed	0	0	0	0	0	0	0	0	0

UTILITIES ENTERPRISE FUND

	FY 21	FY 22	FY 23	FY 24	FY 25	FY 26	Prior Allocation	Balance To Complete	Total Project Cost
Hampstead WWTP Effluent Line									
Prior Adopted	0	0	0	0	0	0	1,968,000	0	1,968,000
Proposed	1,000,000	0	0	0	0	0	1,968,000	0	2,968,000
Adopted	1,000,000	0	0	0	0	0	1,968,000	0	2,968,000
Change From Prior Adopted	1,000,000	0	0	0	0	0	0	0	1,000,000
Change from Proposed	0	0	0	0	0	0	0	0	0
Hydrant Replacements									
Prior Adopted	0	0	0	0	0	0	1,952,350	0	3,152,350
Proposed	100,000	0	0	0	0	0	1,952,350	0	2,052,350
Adopted	100,000	0	0	0	0	0	1,952,350	0	2,052,350
Change From Prior Adopted	100,000	0	0	0	0	0	0	0	(1,100,000)
Change from Proposed	0	0	0	0	0	0	0	0	0
North Pump Station									
Prior Adopted	0	0	0	0	0	0	2,340,000	0	2,340,000
Proposed	0	0	0	0	0	0	2,340,000	0	2,340,000
Adopted	0	0	0	0	0	0	2,340,000	0	2,340,000
Change From Prior Adopted	0	0	0	0	0	0	0	0	0
Change from Proposed	0	0	0	0	0	0	0	0	0
Patapsco Valley Pump Station Upgrade									
Prior Adopted	0	0	0	305,000	2,210,000	0	0	0	2,515,000
Proposed	0	0	0	305,000	2,210,000	0	0	0	2,515,000
Adopted	0	0	0	305,000	2,210,000	0	0	0	2,515,000
Change From Prior Adopted	0	0	0	0	0	0	0	0	0
Change from Proposed	0	0	0	0	0	0	0	0	0
Pleasant Valley WWTP Rehabilitation									
Prior Adopted	0	0	0	387,000	0	0	0	0	387,000
Proposed	1,000,000	0	0	0	0	0	0	0	1,000,000
Adopted	1,000,000	0	0	0	0	0	0	0	1,000,000
Change From Prior Adopted	1,000,000	0	0	(387,000)	0	0	0	0	613,000
Change from Proposed	0	0	0	0	0	0	0	0	0
Runnymede Wastewater Treatment Facility Rehabilitation									
Prior Adopted	0	44,000	297,000	0	0	0	28,000	0	369,000
Proposed	0	44,000	297,000	0	0	0	28,000	0	369,000
Adopted	0	44,000	297,000	0	0	0	28,000	0	369,000
Change From Prior Adopted	0	0	0	0	0	0	0	0	0
Change from Proposed	0	0	0	0	0	0	0	0	0
Sewer Grinder Installation and Rehabilitation									
Prior Adopted	60,500	0	0	0	0	0	121,000	0	181,500
Proposed	60,500	0	0	0	0	0	121,000	0	181,500
Adopted	60,500	0	0	0	0	0	121,000	0	181,500
Change From Prior Adopted	0	0	0	0	0	0	0	0	0
Change from Proposed	0	0	0	0	0	0	0	0	0
Sewer Line Repair, Replacement, and New Installations									
Prior Adopted	116,000	121,000	128,000	134,000	141,000	0	0	0	640,000
Proposed	0	0	0	0	0	0	0	0	0
Adopted	0	0	0	0	0	0	0	0	0
Change From Prior Adopted	(116,000)	(121,000)	(128,000)	(134,000)	(141,000)	0	0	0	(640,000)
Change from Proposed	0	0	0	0	0	0	0	0	0
Sewer Manhole Rehabilitation									
Prior Adopted	83,000	87,000	91,000	96,000	99,000	0	2,234,200	0	2,690,200
Proposed	83,000	87,000	91,000	96,000	99,000	102,000	2,234,200	0	2,792,200
Adopted	83,000	87,000	91,000	96,000	99,000	102,000	2,234,200	0	2,792,200
Change From Prior Adopted	0	0	0	0	0	102,000	0	0	102,000
Change from Proposed	0	0	0	0	0	0	0	0	0

UTILITIES ENTERPRISE FUND

	FY 21	FY 22	FY 23	FY 24	FY 25	FY 26	Prior Allocation	Balance To Complete	Total Project Cost
Shiloh Pump Station Expansion									
Prior Adopted	0	0	220,000	1,455,000	0	0	0	0	1,675,000
Proposed	0	0	220,000	1,455,000	0	0	0	0	1,675,000
Adopted	0	0	220,000	1,455,000	0	0	0	0	1,675,000
Change From Prior Adopted	0	0	0	0	0	0	0	0	0
Change from Proposed	0	0	0	0	0	0	0	0	0
South Carroll Wastewater Treatment Facility Rehabilitation									
Prior Adopted	385,000	0	0	0	0	0	163,000	0	548,000
Proposed	495,000	0	0	0	0	0	163,000	0	658,000
Adopted	495,000	0	0	0	0	0	163,000	0	658,000
Change From Prior Adopted	110,000	0	0	0	0	0	0	0	110,000
Change from Proposed	0	0	0	0	0	0	0	0	0
Standby Generator Replacement									
Prior Adopted	144,000	37,000	66,000	66,000	66,000	0	403,550	0	782,550
Proposed	144,000	37,000	33,000	0	0	0	403,550	0	617,550
Adopted	144,000	37,000	33,000	0	0	0	403,550	0	617,550
Change From Prior Adopted	0	0	(33,000)	(66,000)	(66,000)	0	0	0	(165,000)
Change from Proposed	0	0	0	0	0	0	0	0	0
Sykesville Pump Station Expansion									
Prior Adopted	0	0	290,000	2,106,000	0	0	0	0	2,396,000
Proposed	0	0	290,000	2,086,200	0	0	0	0	2,376,200
Adopted	0	0	290,000	2,086,200	0	0	0	0	2,376,200
Change From Prior Adopted	0	0	0	(19,800)	0	0	0	0	(19,800)
Change from Proposed	0	0	0	0	0	0	0	0	0
Tank Rehabilitation and Replacement									
Prior Adopted	640,000	640,000	640,000	640,000	0	0	2,933,032	0	5,493,032
Proposed	565,000	565,000	565,000	565,000	565,000	565,000	2,933,032	0	6,323,032
Adopted	565,000	565,000	565,000	565,000	565,000	565,000	2,933,032	0	6,323,032
Change From Prior Adopted	(75,000)	(75,000)	(75,000)	(75,000)	565,000	565,000	0	0	830,000
Change from Proposed	0	0	0	0	0	0	0	0	0
Town of Sykesville Main Street Water and Sewer Upgrades									
Prior Adopted	737,000	0	0	0	0	0	1,965,000	0	2,702,000
Proposed	3,180,000	3,018,156	0	0	0	0	1,965,000	0	8,163,156
Adopted	3,180,000	3,018,156	0	0	0	0	1,965,000	0	8,163,156
Change From Prior Adopted	2,443,000	3,018,156	0	0	0	0	0	0	5,461,156
Change from Proposed	0	0	0	0	0	0	0	0	0
Town of Sykesville Water and Sewer Upgrades									
Prior Adopted	1,065,000	1,090,000	1,122,000	0	0	0	0	0	3,277,000
Proposed	900,000	1,475,000	8,043,902	0	0	0	0	0	10,418,902
Adopted	900,000	1,475,000	8,043,902	0	0	0	0	0	10,418,902
Change From Prior Adopted	(165,000)	385,000	6,921,902	0	0	0	0	0	7,141,902
Change from Proposed	0	0	0	0	0	0	0	0	0
Warfield Complex									
Prior Adopted	0	0	0	0	0	0	335,500	0	335,000
Proposed	364,500	0	0	0	0	0	335,500	0	700,000
Adopted	364,500	0	0	0	0	0	335,500	0	700,000
Change From Prior Adopted	364,500	0	0	0	0	0	0	0	365,000
Change from Proposed	0	0	0	0	0	0	0	0	0
Water Main Loops									
Prior Adopted	440,000	440,000	440,000	440,000	0	0	1,337,872	0	3,097,872
Proposed	440,000	440,000	440,000	440,000	440,000	440,000	1,337,872	0	3,977,872
Adopted	440,000	440,000	440,000	440,000	440,000	440,000	1,337,872	0	3,977,872
Change From Prior Adopted	0	0	0	0	440,000	440,000	0	0	880,000
Change from Proposed	0	0	0	0	0	0	0	0	0

UTILITIES ENTERPRISE FUND

	FY 21	FY 22	FY 23	FY 24	FY 25	FY 26	Prior Allocation	Balance To Complete	Total Project Cost
Water Main Valve Replacement									
Prior Adopted	357,000	357,000	357,000	357,000	357,000	0	1,682,700	0	3,467,700
Proposed	357,000	357,000	357,000	357,000	357,000	358,642	1,682,700	0	3,826,342
Adopted	357,000	357,000	357,000	357,000	357,000	358,642	1,682,700	0	3,826,342
Change From Prior Adopted	0	0	0	0	0	0	0	0	358,642
Change from Proposed	0	0	0	0	0	0	0	0	0
Water Meters									
Prior Adopted	649,000	671,000	687,500	709,500	731,000	0	5,722,629	0	9,170,629
Proposed	649,000	671,000	687,500	709,500	731,000	753,000	5,722,629	0	9,923,629
Adopted	649,000	671,000	687,500	709,500	731,000	753,000	5,722,629	0	9,923,629
Change From Prior Adopted	0	0	0	0	0	753,000	0	0	753,000
Change from Proposed	0	0	0	0	0	0	0	0	0
Water Service Line Replacement									
Prior Adopted	295,900	310,800	326,700	342,600	352,000	0	1,767,500	0	3,395,500
Proposed	295,900	310,800	326,700	342,600	352,000	90,000	1,767,500	0	3,485,500
Adopted	295,900	310,800	326,700	342,600	352,000	90,000	1,767,500	0	3,485,500
Change From Prior Adopted	0	0	0	0	0	90,000	0	0	90,000
Change from Proposed	0	0	0	0	0	0	0	0	0
Winfield Pump Station Rehabilitation									
Prior Adopted	0	181,500	0	0	0	0	0	0	181,500
Proposed	0	400,000	0	0	0	0	0	0	400,000
Adopted	0	400,000	0	0	0	0	0	0	400,000
Change From Prior Adopted	0	218,500	0	0	0	0	0	0	218,500
Change from Proposed	0	0	0	0	0	0	0	0	0
UTILITIES ENTERPRISE FUND TOTAL									
Prior Adopted	6,842,400	5,671,300	7,034,200	8,611,100	5,598,000	0	28,046,583	0	65,103,083
Proposed	11,923,900	9,968,446	12,875,102	7,922,300	6,364,000	2,995,642	28,046,583	0	80,095,973
Adopted	11,923,900	9,968,446	12,875,102	7,922,300	6,364,000	2,995,642	28,046,583	0	80,095,973
Change From Prior Adopted	5,081,500	4,297,146	5,840,902	(688,800)	766,000	2,995,642	0	0	14,992,890
Change from Proposed	0	0	0	0	0	0	0	0	0

ALL FUNDS
AND
CAPITAL BUDGET SUMMARY

FY 19 - FY 21 All Funds Revenue Summary

Revenue Source	Fiscal Year			\$ Change FY 20 to FY 21
	2019 Budget	2020 Budget	2021 Budget	
Capital Fund				
Local	\$79,268,362	\$51,084,527	\$65,213,440	\$14,128,914
State	15,064,730	13,657,081	15,169,594	1,512,513
Federal	329,000	331,500	178,000	(153,500)
Other	1,296,950	719,600	541,000	(178,600)
Total Capital Fund Sources	\$95,959,042	\$65,792,708	\$81,102,034	\$15,309,327
Airport Enterprise Fund				
Local-Enterprise Fund	\$20,000	\$17,500	\$252,000	\$234,500
Total Airport Enterprise Fund Sources	\$20,000	\$17,500	\$252,000	\$234,500
Solid Waste Enterprise Fund				
Local-Enterprise Fund	\$61,000	\$0	\$0	\$0
Total Solid Waste Enterprise Fund Sources	\$61,000	\$0	\$0	\$0
Utilities Enterprise Fund				
Local-Enterprise Fund	\$4,725,400	\$5,441,300	\$11,923,900	\$6,482,600
Total Utilities Enterprise Fund Sources	\$4,725,400	\$5,441,300	\$11,923,900	\$6,482,600
Total Revenues	\$100,765,442	\$71,251,508	\$93,277,934	\$22,026,427

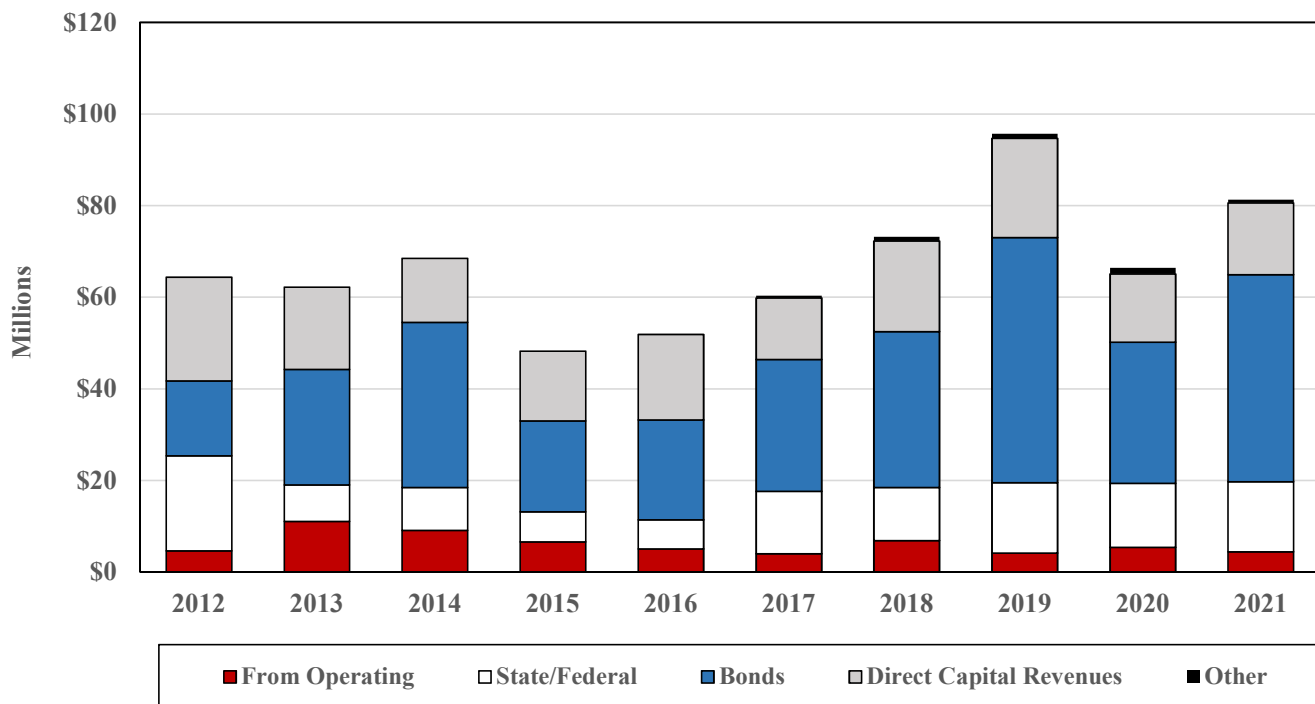
FY 19 - FY 21 All Funds Appropriations Summary

Appropriation	Fiscal Year			\$ Change FY 20 to FY 21
	2019 Budget	2020 Budget	2021 Budget	
Capital Fund	\$95,959,042	\$65,792,708	\$81,102,034	\$15,309,327
Airport Enterprise Fund	20,000	17,500	252,000	234,500
Solid Waste Enterprise Fund	61,000	0	0	0
Utilities Enterprise Fund	4,725,400	5,441,300	11,923,900	6,482,600
Total Appropriations	\$100,765,442	\$71,251,508	\$93,277,934	\$22,026,427

FY 19 - FY 21 Capital Fund Revenues

Revenue Source	Fiscal Year			\$ Change FY 20 to FY 21
	2019 Budget	2020 Budget	2021 Budget	
Local				
Transfer from General Fund	\$3,253,998	\$4,654,146	\$3,924,925	(\$729,221)
Reallocated GF Transfer	861,200	739,266	470,475	(268,791)
Local Income Tax	12,155,690	12,080,720	12,371,160	290,440
Reallocated Local Income Tax	265,668	0	0	0
Property Tax	3,114,850	2,680,680	2,500,000	(180,680)
Reallocated Property Tax	1,893,541	0	0	0
Bonds	29,079,240	28,074,330	43,525,891	15,451,561
Reallocated Bonds	24,442,017	2,695,384	1,650,989	(1,044,395)
Bond Interest	62,158	0	0	0
Impact Fee - Parks	140,000	0	470,000	470,000
Reallocated Impact Fee - Parks	0	0	300,000	300,000
Public School Fund Balance	4,000,000	0	0	0
Transfer from Hotel Tax	0	160,000	0	(160,000)
LOCAL TOTAL	\$79,268,362	\$51,084,527	\$65,213,440	\$14,128,914
State				
State Highway Administration	\$176,000	\$176,000	\$176,000	\$0
Highway User Revenue	2,373,630	2,548,431	2,492,000	(56,431)
Program Open Space	973,100	1,651,700	1,118,700	(533,000)
Ag. Preservation (MALPF)	500,000	500,000	500,000	0
Ag Transfer Tax	300,000	150,000	150,000	0
State School Construction	6,989,000	7,603,950	9,482,894	1,878,944
MD Higher Education Commission	2,753,000	227,000	0	(227,000)
MD Library Development	1,000,000	800,000	0	(800,000)
State Miscellaneous Grants	0	0	1,250,000	1,250,000
STATE TOTAL	\$15,064,730	\$13,657,081	\$15,169,594	\$1,512,513
Federal				
Federal	\$52,000	\$0	\$0	\$0
Federal Highway/Bridge	277,000	331,500	178,000	(153,500)
FEDERAL TOTAL	\$329,000	\$331,500	\$178,000	(\$153,500)
Other				
Municipal	\$458,000	\$223,600	\$541,000	\$317,400
Private	838,950	496,000	0	(496,000)
OTHER TOTAL	\$1,296,950	\$719,600	\$541,000	(\$178,600)
TOTAL REVENUES	\$95,959,042	\$65,792,708	\$81,102,034	\$15,309,327

Capital Fund Revenues



This chart shows the capital budget by revenue source for FY 12 - 21.

From Operating includes current and prior year revenues from local sources transferred to the Capital Fund, including transfers from the General Fund and reallocated General Fund transfers.

State and Federal includes funds from sources such as Federal Aid for Bridges, State School Construction Program, Program Open Space, Highway User Revenue, State Agricultural Preservation (MALPF), and State Highway Administration.

Bonds includes new and reallocated general obligation bonds.

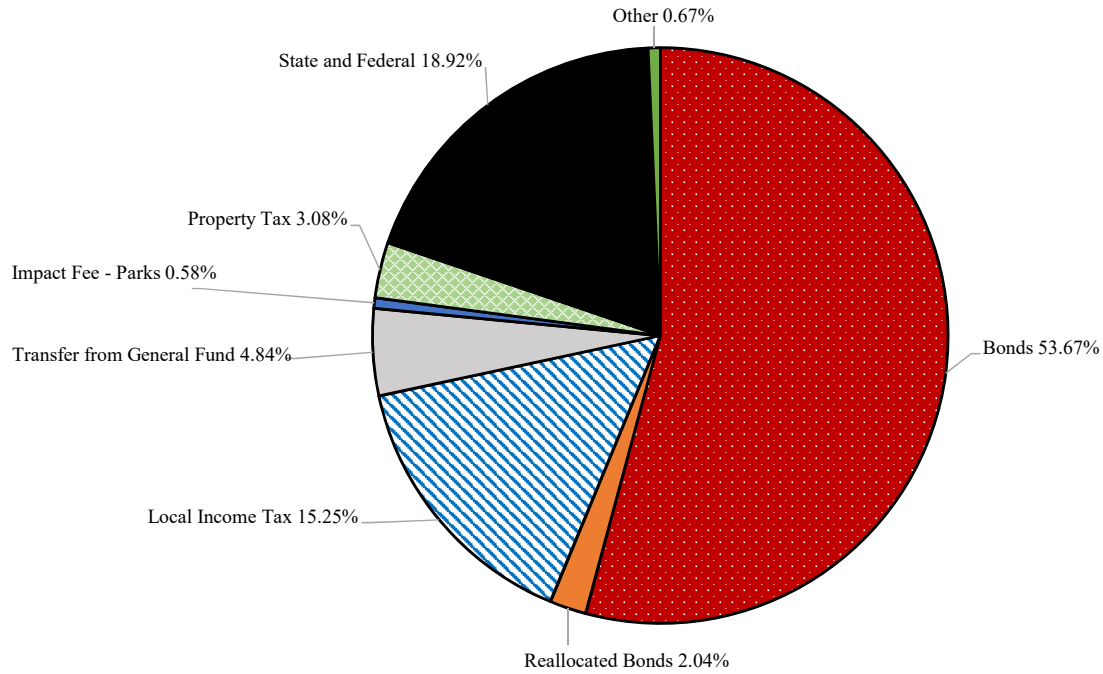
Direct Capital Revenues includes funds earmarked by the Commissioners for use in the Capital Fund. These revenues are appropriated directly to the Capital Fund rather than being transferred from the General Fund. 9.09% of Local Income Tax collected is appropriated for school construction. A portion of Real Property Tax is dedicated to agricultural preservation. Park Impact Fees are appropriated for parkland acquisition and development. Hotel Tax, a special revenue, is appropriated to specific tourism projects.

Other includes revenues such as grants, developer contributions, private, municipal, and community contributions.

Capital Fund Revenues

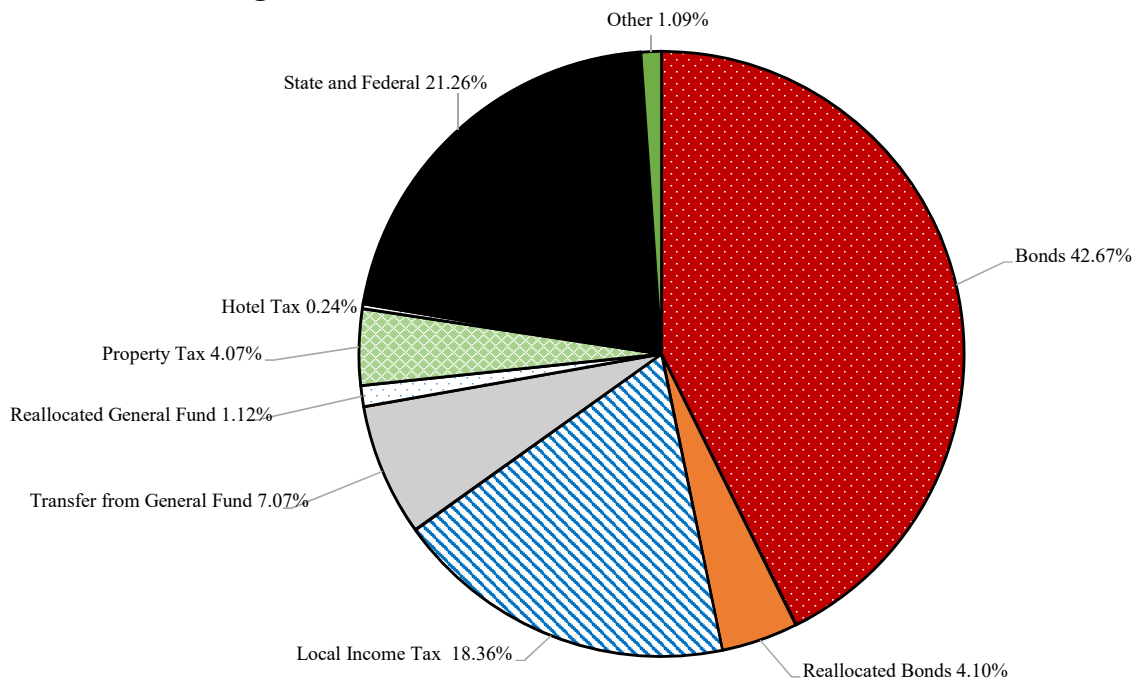
Fiscal Year 2021 Budget

\$81,102,034



Fiscal Year 2020 Budget

\$65,792,708



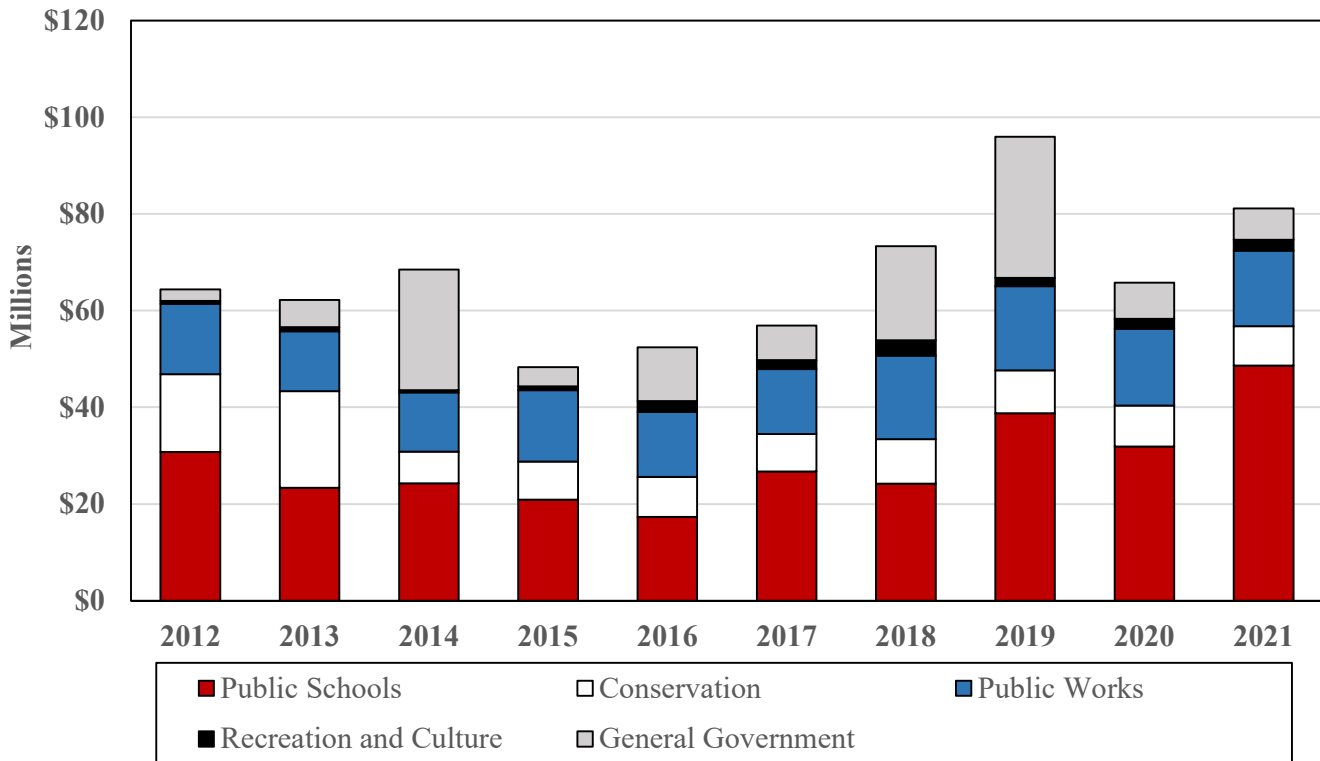
FY 19 - FY 21 Capital Fund Appropriations

Appropriation Area	Fiscal Year			\$ Change FY 20 to FY 21
	2019 Budget	2020 Budget	2021 Budget	
Public Schools	\$38,785,379	\$31,901,720	\$48,606,860	\$16,705,140
Conservation and Open Space	8,842,850	8,433,680	8,158,000	(275,680)
Public Works	17,420,494	15,900,500	15,648,000	(252,500)
Recreation and Culture	1,724,670	2,029,970	2,210,700	180,730
General Government	29,185,650	7,526,838	6,478,474	(1,048,364)
Total Appropriations	\$95,959,043	\$65,792,707	\$81,102,034	\$15,309,328

FY 19 - FY 21 Capital Fund Appropriations

Appropriation Area	Fiscal Year			\$ Change FY 20 to FY 21
	2019 Budget	2020 Budget	2021 Budget	
<u>Public Schools</u>	\$38,785,379	\$31,901,720	\$48,606,860	\$16,705,140
<u>Conservation and Open Space</u>	8,842,850	8,433,680	8,158,000	(275,680)
<u>Public Works</u>				
Roads	15,949,200	15,332,000	15,320,000	(12,000)
Bridges	1,471,294	568,500	328,000	(240,500)
Public Works Total	17,420,494	15,900,500	15,648,000	(252,500)
<u>Recreation and Culture</u>	1,724,670	2,029,970	2,210,700	180,730
<u>General Government</u>				
County Facilities	2,635,000	2,807,838	3,065,000	257,162
Criminal Justice/Public Safety	18,075,000	1,926,000	2,358,474	432,474
Farm Museum	0	160,000	0	(160,000)
Board of Elections	0	452,000	605,000	153,000
Carroll Community College	5,634,000	785,000	350,000	(435,000)
Libraries/Senior Centers	2,841,650	1,396,000	100,000	(1,296,000)
General Government Total	29,185,650	7,526,838	6,478,474	(1,048,364)
Total Appropriations	\$95,959,042	\$65,792,707	\$81,102,034	\$15,309,328

Capital Fund Appropriations



This chart shows appropriations to the five principal groupings in the Capital Fund for FY 12 - 21.

Public Schools includes Board of Education construction, renovation, and modernization projects.

Conservation includes agricultural preservation and easement programs, NPDES compliance projects, water development, and acquisition of property for other County uses, which may include future roadway easements and public facilities.

Public Works includes projects for the maintenance and construction of roads and bridges.

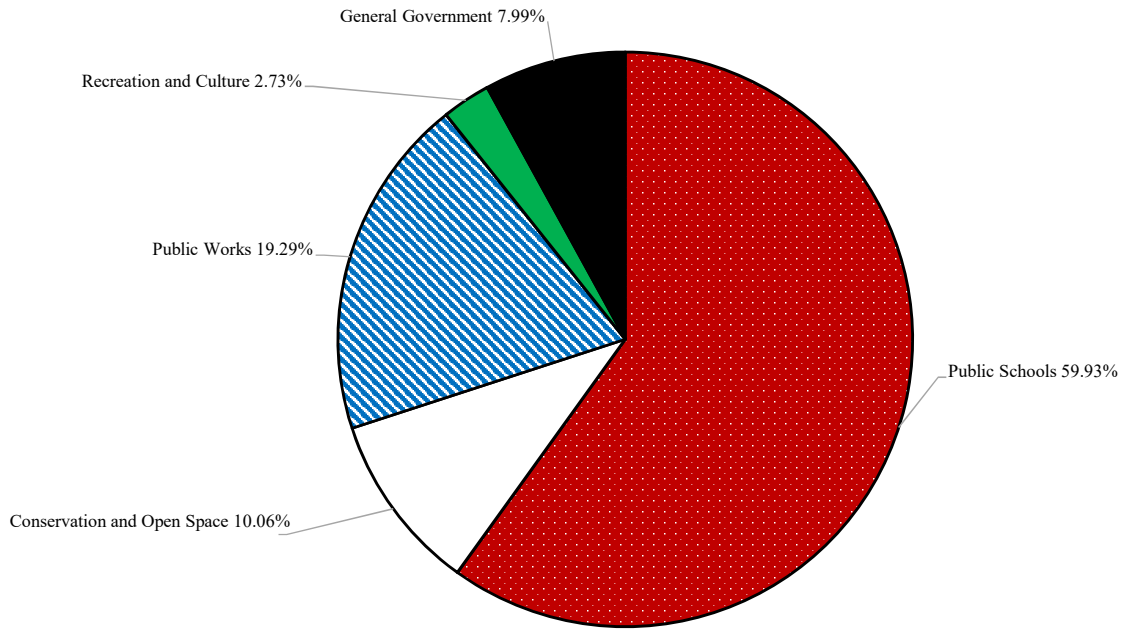
Recreation and Culture includes the purchase of land, development and restoration of parks, and preservation of Union Mills Homestead.

General Government includes projects for Public Safety, Carroll Community College, Carroll County Public Library, State's Attorney's Office, Technology Services, Senior Centers, Farm Museum, Board of Elections, Sheriff's Office, and other County facilities.

Capital Fund Appropriations

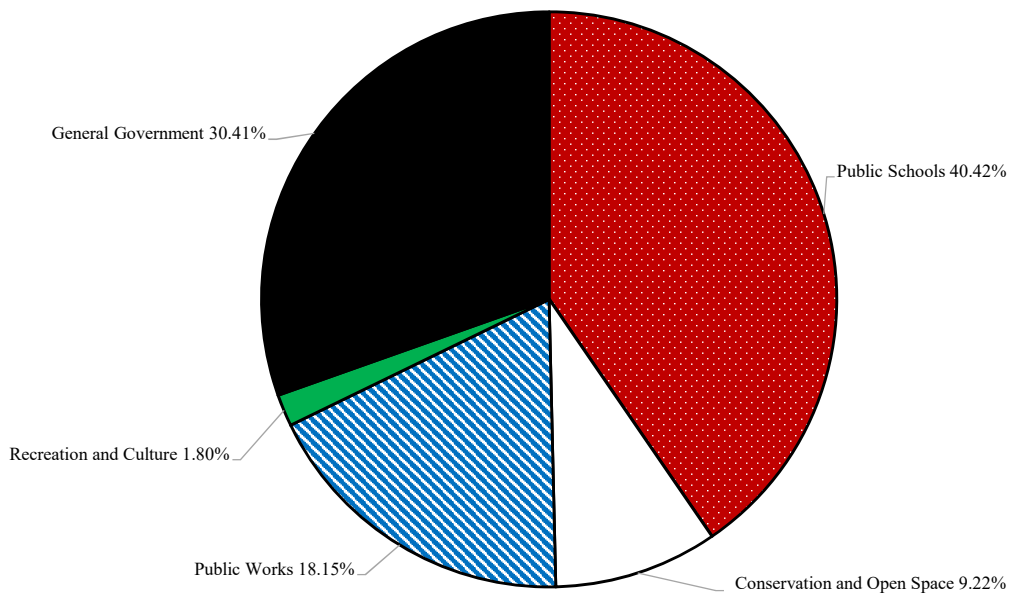
Fiscal Year 2021 Budget

\$81,102,034



Fiscal Year 2020 Budget

\$65,792,707



Community Investment Plan - Schedule of Reappropriations
Fiscal Year 2021

Reappropriations are a transfer of funds. They may occur when there are unspent budgeted funds from a completed or cancelled project, or when there is an unallocated project that holds funds for future use.

Capital Fund

Project		Source/Amount		
From	To	Current	Bonds	Other
8476 Rohrbaugh Road	8845 Pavement Management FY 21		\$314,388.51	
8770 Bear Run Road	8626 Ramp and Sidewalk Upgrades		67,300.00	
8729 Courthouse Improvement - MDEC	8778 Generator Replacement		27,000.00	
8765 Stormwater Facility Renovation FY 19	8716 Stormwater Facility Renovation FY 21		3,818.00	
8702 Orphans Court Renovation	8589 Courthouse Annex Renovation		2,174.12	
8581 South Carroll High Roof	8619 Career and Technology Center		40,420.78	
8583 Westminster High Roof	8619 Career and Technology Center		151,007.28	
8620 Francis Scott Key High Roof	8619 Career and Technology Center		104,223.21	
8621 Friendship Valley Elementary Roof	8619 Career and Technology Center		162,063.63	
8622 Piney Ridge Elementary Roof	8619 Career and Technology Center		180,354.74	
8711 Sandymount Elementary HVAC	8619 Career and Technology Center		385,848.31	
8713 Elmer Wolfe Elementary Roof	8619 Career and Technology Center		128,719.23	
8714 Robert Moton Elementary Roof	8619 Career and Technology Center		46,150.06	
8715 Runnymede Elementary Roof	8619 Career and Technology Center		37,520.92	
8701 Deer Park Phase II	8175 Westminster Veterans Memorial Park Phase I			300,000.00
8726 NCHS Turf Field	9648 County Technology	470,475.00		
Total		\$470,475.00	\$1,650,988.79	\$300,000.00

Community Investment Plan - Schedule of Reappropriations

Fiscal Year 2021

Reappropriations are a transfer of funds. They may occur when there are unspent budgeted funds from a completed or cancelled project, or when there is an unallocated project that holds funds for future use.

Enterprise Funds

	Project	Source/Amount		
		Current	Bonds	Other
6452 Raincliffe Water Treatment Plant	6462 Freedom Water Treatment Plant Equipment Replacement	\$231,000.00	\$0.00	\$0.00
	Total	\$231,000.00	\$0.00	\$0.00

Community Investment Plan For Fiscal Year 2021

	Source of Funding				
	Total FY 21	Local		State	Federal and Other
		Other	Bonds		
PUBLIC SCHOOLS					
Career and Technology Center	\$30,035,806	\$0	\$21,035,806	\$9,000,000	\$0
East Middle School Replacement	4,547,000	0	4,547,000	0	0
Paving	725,000	725,000	0	0	0
Relocatable Classroom Removal	185,000	185,000	0	0	0
Roof Replacement - Winfield Elementary	1,652,894	0	1,170,000	482,894	0
Technology Improvements	1,000,000	1,000,000	0	0	0
Transfer to Operating Budget for BOE Debt Service	10,461,160	10,461,160	0	0	0
PUBLIC SCHOOLS TOTAL	\$48,606,860	\$12,371,160	\$26,752,806	\$9,482,894	\$0
CONSERVATION AND OPEN SPACE					
Agricultural Land Preservation	\$4,483,000	\$2,500,000	\$1,333,000	\$650,000	\$0
Stormwater Facility Renovation	325,000	0	325,000	0	0
Watershed Assessment and Improvement (NPDES)	3,350,000	0	2,809,000	0	541,000
CONSERVATION AND OPEN SPACE TOTAL	\$8,158,000	\$2,500,000	\$4,467,000	\$650,000	\$541,000
PUBLIC WORKS					
- ROADS -					
Highway Safety Improvements	\$32,000	\$0	\$0	\$32,000	\$0
Pavement Management Program	13,371,000	0	12,024,000	1,347,000	0
Pavement Preservation	1,150,000	0	0	1,150,000	0
Ramp and Sidewalk Upgrades	81,000	0	81,000	0	0
Small Drainage Structures	223,500	0	223,500	0	0
State Road Projects	100,000	100,000	0	0	0
Storm Drain Rehabilitation	223,500	0	223,500	0	0
Storm Drain Video Inspection	139,000	0	0	139,000	0
	\$15,320,000	\$100,000	\$12,552,000	\$2,668,000	\$0
- BRIDGES -					
Bridge Inspection and Inventory	\$30,000	\$30,000	\$0	\$0	\$0
Bridge Maintenance and Structural Repair	75,000	75,000	0	0	0
Cleaning and Painting of Bridge Structural Steel	223,000	45,000	0	0	178,000
	\$328,000	\$150,000	\$0	\$0	\$178,000
PUBLIC WORKS TOTAL	\$15,648,000	\$250,000	\$12,552,000	\$2,668,000	\$178,000
RECREATION AND CULTURE					
Community Self-Help Projects	\$82,000	\$82,000	\$0	\$0	\$0
Deer Park Phase II	100,000	100,000	0	0	0
Gillis Falls Trail	467,000	220,000	0	247,000	0
Kringold Park Phase II	400,000	100,000	0	300,000	0
Land Acquisition	307,000	0	0	307,000	0
Park Restoration	175,000	175,000	0	0	0
Sports Complex Lighting	280,000	90,000	0	190,000	0
Tot Lot Replacement	83,000	8,300	0	74,700	0
Town Fund	16,700	16,700	0	0	0
Westminster Veterans Memorial Park Phase I	300,000	300,000	0	0	0
RECREATION AND CULTURE TOTAL	\$2,210,700	\$1,092,000	\$0	\$1,118,700	\$0
GENERAL GOVERNMENT					
Carroll Community College Technology	\$350,000	\$350,000	\$0	\$0	\$0
Charles Carroll Gymnasium and Community Center	640,000	0	390,000	250,000	0
County Building Systemic Renovations	748,600	0	748,600	0	0
County Technology	1,265,400	1,265,400	0	0	0
Courthouse Annex Renovation	2,174	0	2,174	0	0
Detention Center Access System Replacement	400,000	400,000	0	0	0
Elections Voting Equipment	605,000	605,000	0	0	0
Generator Replacement	132,000	0	132,000	0	0
Library Technology	100,000	100,000	0	0	0
Parking Lot Overlays	279,000	279,000	0	0	0
Public Safety Emergency Communication Radios	824,000	824,000	0	0	0
Public Safety Regional Water Supply	132,300	0	132,300	0	0
Public Safety Training Center	1,000,000	0	0	1,000,000	0
GENERAL GOVERNMENT TOTAL	\$6,478,474	\$3,823,400	\$1,405,074	\$1,250,000	\$0
GRAND TOTAL	\$81,102,034	\$20,036,560	\$45,176,880	\$15,169,594	\$719,000

BUDGET SUMMARY

COMMUNITY INVESTMENT PLAN FOR FISCAL YEARS 2021 TO 2026

	2021	2022	2023	2024	2025	2026	Prior Allocation	Balance To Complete	Total Project Cost
PUBLIC SCHOOLS									
Career and Technology Center	\$30,035,806	\$9,000,000	\$9,000,000	\$9,000,000	\$4,614,000	\$0	\$13,064,194	\$0	\$74,714,000
East Middle School Replacement	4,547,000	43,411,000	12,000,000	0	0	0	0	0	59,958,000
Paving	725,000	965,000	825,000	875,000	1,000,000	1,050,000	0	0	5,440,000
Relocatable Classroom Removal	185,000	0	195,000	0	205,000	0	0	0	585,000
Roof Repairs	0	190,000	0	200,000	0	210,000	0	0	600,000
Roof Replacement - Winfield Elementary	1,652,894	897,106	0	0	0	0	0	0	2,550,000
Technology Improvements	1,000,000	1,000,000	1,000,000	1,000,000	1,000,000	1,000,000	0	0	6,000,000
Transfer to Operating Budget for BOE Debt Service	10,461,160	10,908,080	12,331,029	14,233,098	15,130,889	15,671,327	0	0	78,735,584
PUBLIC SCHOOLS TOTAL	\$48,606,860	\$66,371,186	\$35,351,029	\$25,308,098	\$21,949,889	\$17,931,327	\$13,064,194	\$0	\$228,582,584
SOURCES OF FUNDING:									
Local Income Tax	\$12,371,160	\$13,063,080	\$14,351,029	\$16,308,098	\$17,335,889	\$17,931,327	\$100,000	\$0	\$91,460,584
Bonds	25,516,498	31,411,000	0	0	0	0	2,493,000	0	59,420,498
Reallocated Bonds	1,236,308	0	0	0	0	0	10,471,194	0	11,707,502
State School Construction	9,482,894	21,897,106	21,000,000	9,000,000	4,614,000	0	0	0	65,994,000
PUBLIC SCHOOLS TOTAL	\$48,606,860	\$66,371,186	\$35,351,029	\$25,308,098	\$21,949,889	\$17,931,327	\$13,064,194	\$0	\$228,582,584

COMMUNITY INVESTMENT PLAN FOR FISCAL YEARS 2021 TO 2026

	2021	2022	2023	2024	2025	2026	Prior Allocation	Balance To Complete	Total Project Cost
CONSERVATION AND OPEN SPACE									
Agricultural Land Preservation	\$4,483,000	\$4,483,000	\$4,483,000	\$4,483,000	\$4,483,000	\$4,483,000	\$0	\$0	\$26,898,000
Stormwater Facility Renovation	325,000	300,000	300,000	300,000	300,000	300,000	0	0	1,825,000
Watershed Assessment and Improvement (NPDES)	3,350,000	3,450,000	3,550,000	3,650,000	3,750,000	3,850,000	0	0	21,600,000
CONSERVATION AND OPEN SPACE TOTAL	\$8,158,000	\$8,233,000	\$8,333,000	\$8,433,000	\$8,533,000	\$8,633,000	\$0	\$0	\$50,323,000
SOURCES OF FUNDING:									
Property Tax	\$2,500,000	\$2,500,000	\$2,500,000	\$2,500,000	\$2,500,000	\$2,500,000	\$0	\$0	\$15,000,000
Bonds	4,463,182	4,515,000	4,587,000	4,657,000	4,726,000	4,793,000	0	0	27,741,182
Reallocated Bonds	3,818	0	0	0	0	0	0	0	3,818
Ag. Preservation (MALPF)	500,000	500,000	500,000	500,000	500,000	500,000	0	0	3,000,000
Ag Transfer Tax	150,000	150,000	150,000	150,000	150,000	150,000	0	0	900,000
Municipal	541,000	568,000	596,000	626,000	657,000	690,000	0	0	3,678,000
CONSERVATION AND OPEN SPACE TOTAL	\$8,158,000	\$8,233,000	\$8,333,000	\$8,433,000	\$8,533,000	\$8,633,000	\$0	\$0	\$50,323,000

COMMUNITY INVESTMENT PLAN FOR FISCAL YEARS 2021 TO 2026

	2021	2022	2023	2024	2025	2026	Prior Allocation	Balance To Complete	Total Project Cost
ROADS									
Highway Safety Improvements	\$32,000	\$33,000	\$35,000	\$37,000	\$38,000	\$40,000	\$0	\$0	\$215,000
Pavement Management Program	13,371,000	13,286,000	11,293,000	15,525,000	15,878,000	16,673,000	0	0	86,026,000
Pavement Preservation	1,150,000	1,180,000	1,215,000	1,255,000	1,300,000	1,350,000	0	0	7,450,000
Ramp and Sidewalk Upgrades	81,000	85,000	88,000	92,000	96,000	103,000	0	0	545,000
Small Drainage Structures	223,500	253,000	283,000	313,000	343,500	360,000	0	0	1,776,000
State Road Projects	100,000	100,000	0	0	0	0	764,990	0	964,990
Storm Drain Rehabilitation	223,500	253,000	283,000	313,000	343,500	360,000	0	0	1,776,000
Storm Drain Video Inspection	139,000	146,000	153,000	161,000	169,000	177,000	0	0	945,000
ROADS TOTAL	\$15,320,000	\$15,336,000	\$13,350,000	\$17,696,000	\$18,168,000	\$19,063,000	\$764,990	\$0	\$99,697,990
SOURCES OF FUNDING:									
Transfer from General Fund	\$100,000	\$100,000	\$0	\$161,000	\$1,219,000	\$1,277,000	\$764,990	\$0	\$3,621,990
Bonds	12,170,311	12,564,000	10,678,000	14,867,000	15,685,000	16,520,000	0	0	82,484,311
Reallocated Bonds	381,689	0	0	0	0	0	0	0	381,689
State Highway Administration	176,000	176,000	176,000	176,000	176,000	176,000	0	0	1,056,000
Highway User Revenue	2,492,000	2,496,000	2,496,000	2,492,000	1,088,000	1,090,000	0	0	12,154,000
ROADS TOTAL	\$15,320,000	\$15,336,000	\$13,350,000	\$17,696,000	\$18,168,000	\$19,063,000	\$764,990	\$0	\$99,697,990

COMMUNITY INVESTMENT PLAN FOR FISCAL YEARS 2021 TO 2026

	2021	2022	2023	2024	2025	2026	Prior Allocation	Balance To Complete	Total Project Cost
BRIDGES									
Bridge Inspection and Inventory	\$30,000	\$31,000	\$32,000	\$33,000	\$34,000	\$35,000	\$0	\$0	\$195,000
Bridge Maintenance and Structural Repair	75,000	78,000	82,000	85,000	89,000	94,000	0	0	503,000
Brown Road over Roaring Run	0	0	0	270,000	0	1,439,000	0	0	1,709,000
Cleaning and Painting of Bridge Structural Steel	223,000	234,000	246,000	258,000	271,000	284,000	0	0	1,516,000
Gaither Road over South Branch PatapSCO	0	2,096,850	0	0	0	0	275,000	0	2,371,850
Hawks Hill Road over Little Pipe Creek Tributary	0	255,000	0	510,000	0	0	0	0	765,000
McKinstry's Mill Road over Little Pipe Creek	0	0	0	250,000	0	0	0	1,746,000	1,996,000
Old Kays Mill Road over Beaver Run	0	0	0	270,000	0	2,296,000	0	0	2,566,000
PatapSCO Road Bridge Deck Replacement	0	0	0	0	0	170,000	0	424,000	594,000
BRIDGES TOTAL	\$328,000	\$2,694,850	\$360,000	\$1,676,000	\$394,000	\$4,318,000	\$275,000	\$2,170,000	\$12,215,850
SOURCES OF FUNDING:									
Transfer from General Fund	\$150,000	\$156,000	\$163,000	\$170,000	\$177,000	\$186,000	\$0	\$0	\$1,002,000
Bonds	0	666,700	0	668,000	0	917,000	59,000	570,000	2,880,700
Federal Highway/Bridge	178,000	1,872,150	197,000	838,000	217,000	3,215,000	216,000	1,600,000	8,333,150
BRIDGES TOTAL	\$328,000	\$2,694,850	\$360,000	\$1,676,000	\$394,000	\$4,318,000	\$275,000	\$2,170,000	\$12,215,850

COMMUNITY INVESTMENT PLAN FOR FISCAL YEARS 2021 TO 2026

	2021	2022	2023	2024	2025	2026	Prior Allocation	Balance To Complete	Total Project Cost
RECREATION AND CULTURE									
Bark Hill Park Trail	\$0	\$0	\$0	\$0	\$0	\$312,000	\$0	\$0	\$312,000
Bear Branch Nature Center Pavilion Replacement	0	0	0	197,000	0	0	0	0	197,000
Cape Horn Park Waterless Restroom Replacement	0	0	0	0	0	294,000	0	0	294,000
Community Self-Help Projects	82,000	84,000	86,000	88,000	90,000	92,000	0	0	522,000
Deer Park Lighting Replacement	0	0	0	0	291,000	0	0	0	291,000
Deer Park Phase II	100,000	0	0	0	0	0	1,304,000	0	1,404,000
Gillis Falls Trail	467,000	0	0	0	0	0	0	0	467,000
Hashawha and Bear Branch Paving	0	0	552,000	0	0	0	0	0	552,000
Krimgold Park Phase II	400,000	0	0	0	0	0	0	0	400,000
Land Acquisition	307,000	340,000	358,000	365,000	376,000	387,000	0	0	2,133,000
Leister Park Phase II	0	191,000	0	0	0	0	0	0	191,000
Northwest Trail	0	0	0	0	1,100,000	0	0	0	1,100,000
Park Restoration	175,000	180,000	185,000	190,000	195,000	200,000	0	0	1,125,000
Piney Run Pavilion Replacement	0	0	0	181,000	0	0	0	0	181,000
Piney Run Pavilion Road Paving	0	213,000	0	0	0	0	0	0	213,000
Piney Run Paving	0	0	0	0	0	290,000	0	0	290,000
Piney Run Seawall and Launch Replacement	0	0	0	0	0	277,000	0	0	277,000
Sports Complex Building Roof	0	0	301,000	0	0	0	0	0	301,000
Sports Complex Lighting	280,000	0	525,000	0	0	0	683,000	0	1,488,000
Tot Lot Replacement	83,000	86,000	89,000	92,000	97,000	321,000	0	0	768,000
Town Fund	16,700	17,800	17,800	17,800	17,800	17,800	0	0	105,700
Union Mills Flume, Shaft, and Waterwheel Replacement	0	0	164,000	435,000	0	0	291,000	0	890,000
Westminster Veterans Memorial Park Phase I	300,000	0	0	0	0	0	2,303,596	0	2,603,596
RECREATION AND CULTURE TOTAL	\$2,210,700	\$1,111,800	\$2,277,800	\$1,565,800	\$2,166,800	\$2,190,800	\$4,581,596	\$0	\$16,105,296
SOURCES OF FUNDING:									
Transfer from General Fund	\$322,000	\$331,700	\$408,000	\$342,800	\$351,600	\$428,000	\$28,100	\$0	\$2,212,200
Reallocated GF Transfer	0	0	0	0	0	0	65,300	0	65,300
Bonds	0	0	164,000	435,000	0	0	275,168	0	874,168
Impact Fee - Parks	470,000	90,000	325,000	0	750,000	250,000	625,000	0	2,510,000
Reallocated Impact Fee - Parks	300,000	0	0	0	0	0	0	0	300,000
Program Open Space	1,118,700	690,100	1,380,800	788,000	1,065,200	1,512,800	2,438,028	0	8,993,628
Reallocated Program Open Space	0	0	0	0	0	0	1,054,000	0	1,054,000
State Miscellaneous Grants	0	0	0	0	0	0	96,000	0	96,000
RECREATION AND CULTURE	\$2,210,700	\$1,111,800	\$2,277,800	\$1,565,800	\$2,166,800	\$2,190,800	\$4,581,596	\$0	\$16,105,296

COMMUNITY INVESTMENT PLAN FOR FISCAL YEARS 2021 TO 2026

	2021	2022	2023	2024	2025	2026	Prior Allocation	Balance To Complete	Total Project Cost
GENERAL GOVERNMENT									
Carroll Community College Systemic Renovations	\$0	\$0	\$2,473,650	\$0	\$0	\$0	\$5,744,000	\$0	\$8,217,650
Carroll Community College Technology	350,000	350,000	0	0	0	0	1,050,000	0	1,750,000
Charles Carroll Gymnasium and Community Center	640,000	0	0	0	0	0	3,510,000	0	4,150,000
County Building Systemic Renovations	748,600	788,500	826,500	864,500	912,000	960,000	0	0	5,100,100
County Technology	1,265,400	1,307,580	1,368,000	1,368,000	1,558,000	1,600,000	0	0	8,466,980
Courthouse Annex Renovation	2,174	0	897,826	0	0	0	152,400	0	1,052,400
Detention Center Access System Replacement	400,000	0	0	0	0	0	0	0	400,000
Elections Voting Equipment	605,000	0	0	0	0	0	0	0	605,000
Fleet Lift Replacements	0	212,000	0	212,000	0	0	0	0	424,000
Generator Replacement	132,000	139,000	146,000	153,000	161,000	170,000	0	0	901,000
Library Technology	100,000	100,000	100,000	100,000	100,000	100,000	0	0	600,000
Parking Lot Overlays	279,000	322,000	367,000	436,000	222,000	233,000	0	0	1,859,000
Public Safety Emergency Communication Radios	824,000	849,000	785,000	891,000	927,000	956,000	0	0	5,232,000
Public Safety Regional Water Supply	132,300	139,000	146,000	153,000	160,000	168,000	0	0	898,300
Public Safety Training Center	1,000,000	1,000,000	0	0	0	0	5,300,000	0	7,300,000
Sheriff's Office - Eldersburg Precinct	0	0	650,000	6,500,000	0	0	0	0	7,150,000
GENERAL GOVERNMENT TOTAL	\$6,478,474	\$5,207,080	\$7,759,976	\$10,677,500	\$4,040,000	\$4,187,000	\$15,756,400	\$0	\$54,106,430
SOURCES OF FUNDING:									
Transfer from General Fund	\$3,352,925	\$2,928,580	\$2,620,000	\$2,795,000	\$2,807,000	\$2,889,000	\$1,050,000	\$0	\$18,442,505
Bonds	1,375,900	1,278,500	3,851,206	7,882,500	1,233,000	1,298,000	7,676,400	0	24,595,506
Reallocated Bonds	29,174	0	0	0	0	0	2,400,000	0	2,429,174
MD Higher Education Commission	0	0	1,288,770	0	0	0	2,980,000	0	4,268,770
State Miscellaneous Grants	1,250,000	1,000,000	0	0	0	0	1,650,000	0	3,900,000
GENERAL GOVERNMENT TOTAL	\$6,478,474	\$5,207,080	\$7,759,976	\$10,677,500	\$4,040,000	\$4,187,000	\$15,756,400	\$0	\$54,106,430

COMMUNITY INVESTMENT PLAN FOR FISCAL YEARS 2021 - 2026

Capital Fund

	Fiscal Year						Prior Allocation	Balance To Complete	Total Project Cost
	2021	2022	2023	2024	2025	2026			
GRAND TOTAL USES	\$81,102,034	\$98,953,916	\$67,431,805	\$65,356,398	\$55,251,689	\$56,323,127	\$34,442,180	\$2,170,000	\$461,031,150
SOURCE OF FUNDING									
- LOCAL -									
Transfer from General Fund	\$3,924,925	\$3,516,280	\$3,191,000	\$3,468,800	\$4,554,600	\$4,780,000	\$1,843,090	\$0	\$25,278,695
Reallocated GF Transfer	470,475	0	0	0	0	0	65,300	0	535,775
Local Income Tax	12,371,160	13,063,080	14,351,029	16,308,098	17,335,889	17,931,327	100,000	0	91,460,584
Property Tax	2,500,000	2,500,000	2,500,000	2,500,000	2,500,000	2,500,000	0	0	15,000,000
Bonds	43,525,891	50,435,200	19,280,206	28,509,500	21,644,000	23,528,000	10,503,568	570,000	197,996,365
Reallocated Bonds	1,650,989	0	0	0	0	0	12,871,194	0	14,522,183
Impact Fee - Parks	470,000	90,000	325,000	0	750,000	250,000	625,000	0	2,510,000
Reallocated Impact Fee - Parks	300,000	0	0	0	0	0	0	0	300,000
LOCAL TOTAL	\$65,213,440	\$69,604,560	\$39,647,235	\$50,786,398	\$46,784,489	\$48,989,327	\$26,008,152	\$570,000	\$347,603,602
- STATE -									
State Highway Administration	\$176,000	\$176,000	\$176,000	\$176,000	\$176,000	\$176,000	\$0	\$0	\$1,056,000
Highway User Revenue	2,492,000	2,496,000	2,496,000	2,492,000	1,088,000	1,090,000	0	0	12,154,000
Program Open Space	1,118,700	690,100	1,380,800	788,000	1,065,200	1,512,800	2,438,028	0	8,993,628
Reallocated Program Open Space	0	0	0	0	0	0	1,054,000	0	1,054,000
Ag. Preservation (MALPF)	500,000	500,000	500,000	500,000	500,000	500,000	0	0	3,000,000
Ag Transfer Tax	150,000	150,000	150,000	150,000	150,000	150,000	0	0	900,000
State School Construction	9,482,894	21,897,106	21,000,000	9,000,000	4,614,000	0	0	0	65,994,000
MD Higher Education Commission	0	0	1,288,770	0	0	0	2,980,000	0	4,268,770
State Miscellaneous Grants	1,250,000	1,000,000	0	0	0	0	1,746,000	0	3,996,000
STATE TOTAL	\$15,169,594	\$26,909,206	\$26,991,570	\$13,106,000	\$7,593,200	\$3,428,800	\$8,218,028	\$0	\$101,416,398
- FEDERAL -									
Federal Highway/Bridge	\$178,000	\$1,872,150	\$197,000	\$838,000	\$217,000	\$3,215,000	\$216,000	\$1,600,000	\$8,333,150
FEDERAL TOTAL	\$178,000	\$1,872,150	\$197,000	\$838,000	\$217,000	\$3,215,000	\$216,000	\$1,600,000	\$8,333,150
- OTHER -									
Municipal	\$541,000	\$568,000	\$596,000	\$626,000	\$657,000	\$690,000	\$0	\$0	\$3,678,000
OTHER TOTAL	\$541,000	\$568,000	\$596,000	\$626,000	\$657,000	\$690,000	\$0	\$0	\$3,678,000
GRAND TOTAL SOURCES	\$81,102,034	\$98,953,916	\$67,431,805	\$65,356,398	\$55,251,689	\$56,323,127	\$34,442,180	\$2,170,000	\$461,031,150

PUBLIC SCHOOLS

Overview of Public Schools CIP

The Public Schools Community Investment Plan (CIP) includes school construction, such as additions and modernizations, as well as other school-related projects. School construction is funded primarily by dedicated Local Income Tax revenue, State funding, and Impact Fees.

Developing the school construction plan is a complex process involving the Board of Education's plans, priorities and requests, enrollment projections, redistricting plans, and projected development. Historically, the County has provided funding for three-quarters or more of the school CIP. In the current six-year plan, the County is providing 69% of funding.

Funding is included in FY 21 – 25 to address the Carroll County Career and Technology Center through a two-phased project. The first phase includes planning and construction of a 21,000 square foot addition to the existing Career and Technology Center. The second phase renovates the existing building to better accommodate programs.

Funding for a replacement East Middle School is included in FY 21 – 23.

In FY 21 – 22, funding is included for the replacement of the roof at Winfield Elementary. The CIP does not include any additional HVAC or Roof replacements due to a projected lack of State funding participation.

Even with the \$215.5M included in the plan, all project requests could not be funded. In recent years, the Board of Education has identified several needs that have no existing or planned funding. Unfunded projects include:

- Westminster High Modernization
- Robert Moton Elementary BEST Program Addition
- Cranberry Station Elementary Kindergarten Addition
- Friendship Valley Elementary Kindergarten and PRIDE Addition
- Sandymount Elementary Kindergarten Addition
- Taneytown Elementary Kindergarten Addition
- HVAC and Roof Replacements

Following this overview are copies of the Board of Education's Ten-Year Facilities Master Plan Calendar and the FY 21 State Capital Improvement Plan Budget Request/FY 2022 – 2026 Capital Improvement Program Plan. For additional information on Public School projects, please refer to the individual project pages.

FY 2021 CAPITAL IMPROVEMENT PROGRAM BUDGET REQUEST

Priority	Prior Authorization/Allocation		Fiscal Year 2021 Request		Funding Request		Total Request	
	State	County	Total	State	Request For	County		Request For
1		\$ 13,064	\$ 13,064	\$ 15,000	(P&C)	\$ 21,036	(C)	\$ 36,036
2		\$ 3,175	\$ 3,175	\$ 3,160	(SR)			\$ 3,160
3			\$ -	\$ 1,380	(SR)	\$ 1,170	(SR)	\$ 2,550
4			\$ -	\$ 1,103	(SR)	\$ 934	(SR)	\$ 2,037
5		\$ 155	\$ 155	\$ 929	(SR)	\$ 646	(SR)	\$ 1,575
6		\$ 155	\$ 155	\$ 929	(SR)	\$ 646	(SR)	\$ 1,575
7						\$ 4,547	(P)	\$ 4,547
8						\$ 4,584	(P&C)	\$ 4,584
9						\$ 87	(P)	\$ 87
10						\$ 203	(P)	\$ 203
11						\$ 100	(P)	\$ 100
12						\$ 600	(C)	\$ 600
13						\$ 1,000	(C)	\$ 1,000
14						\$ 855	(C)	\$ 855
15						\$ 185	(C)	\$ 185
16						\$ 50	(C)	\$ 50
				TBD				
		\$ -	\$ 16,549	\$ 22,501		\$ 36,643		\$ 59,144

NOTE: All dollar figures are shown in thousands

- (S) = HVAC Scope Study
- (FS) = PSCP Required Feasibility Study
- (P) = Planning Approval [State] or Planning Funds [County]
- (SR) = Systemic Renovation
- (C) = Construction Funding
- (E) = Furniture & Equipment Funds

FY 2022-2026 CAPITAL IMPROVEMENT PROGRAM PLAN

(\$,000 omitted)

Project Title	FY2022			FY2023			FY2024			FY2025			FY2026		
	State	Local	Total	State	Local	Total	State	Local	Total	State	Local	Total	State	Local	Total
Modernizations															
Career & Technology Center Renovation/Addition	\$ 12,807		\$ 12,807	\$ 12,807		\$ 12,807									\$ 25,614
East MS Replacement	\$ 12,000	\$ 31,411	\$ 12,000	\$ 12,000		\$ 12,000									\$ 55,411
Westminster HS Modernization								\$ 100							\$ 100
Roof Replacements															
North Carroll MS - Roof Replacement	\$ 1,781	\$ 1,509	\$ 2,266	\$ 2,266	\$ 1,921	\$ 2,455									\$ 3,290
Oklahoma Road MS - Roof Replacement															\$ 4,187
Century HS - Roof Replacement						\$ 2,897									\$ 5,352
Shiloh MS - Roof Replacement									\$ 2,401				\$ 645		\$ 4,435
Gateway - Roof Replacement													\$ 547		\$ 1,192
HVAC-Replacements															
Oklahoma Road MS - System Replacement	\$ 5,009														\$ 5,009
Northwest MS - System Replacement		\$ 4,134	\$ 4,517	\$ 4,517											\$ 8,651
Carroll Springs - System Replacement		\$ 1,799	\$ 1,965	\$ 1,965											\$ 3,764
Carrolltowne ES - System Replacement					\$ 4,890	\$ 5,342									\$ 10,232
Mt. Airy ES - System Replacement					\$ 3,517	\$ 3,843									\$ 7,360
Liberty HS - System Replacement							\$ 9,687		\$ 10,585						\$ 20,272
Friendship Valley ES - System Replacement										\$ 3,706			\$ 4,050		\$ 7,756
Piney Ridge ES - System Replacement										\$ 4,220			\$ 4,612		\$ 8,832
Mechanicsville ES - System Replacement													\$ 4,829		\$ 4,829
Runnymede ES - System Replacement													\$ 4,645		\$ 4,645
Additions															
Robert Moton ES BEST Addition	\$ 720	\$ 627													\$ 1,347
Friendship Valley ES Kindergarten & PRIDE Addition	\$ 1,680	\$ 1,464													\$ 3,144
Cranberry Station ES Kindergarten Addition		\$ 102	\$ 840	\$ 840	\$ 732										\$ 1,674
Taneytown ES Kindergarten Addition		\$ 132	\$ 1,019	\$ 1,019	\$ 1,033										\$ 2,184
Sandymount ES Kindergarten Addition		\$ 106	\$ 875	\$ 875	\$ 762										\$ 1,743
Annual Requests															
Security Improvements		\$ 630	\$ 660	\$ 660	\$ 690					\$ 720			\$ 750		\$ 3,450
Technology Improvements		\$ 1,000	\$ 1,000	\$ 1,000	\$ 1,000					\$ 1,000			\$ 1,000		\$ 5,000
Paving		\$ 1,300	\$ 1,300	\$ 1,300	\$ 1,600					\$ 1,400			\$ 1,000		\$ 6,600
Roofing Improvements		\$ 190	\$ 195	\$ 195	\$ 200					\$ 205			\$ 210		\$ 600
Relocatable Classroom Movement															\$ 400
Barrier Free Modifications		\$ 50	\$ 50	\$ 50	\$ 50					\$ 50			\$ 50		\$ 250
Aging Schools Program	TBD		TBD	TBD	TBD					TBD			TBD		
Electrical Service Upgrades															
Sykesville Middle Electrical Equipment Replacement	\$ 443	\$ 307													\$ 750
TOTAL	\$ 34,440	\$ 44,761	\$ 36,289	\$ 16,060	\$ 12,082	\$ 15,682	\$ 12,986	\$ 13,435	\$ 9,307	\$ 13,031	\$ 208,073				

CARROLL COUNTY PUBLIC SCHOOLS TEN YEAR FACILITIES MASTER PLAN CALENDAR

MODERNIZATIONS	COMPLETION DATE	20	21	22	23	24	25	26	27	28	29	NOTES
		<p>Career & Technology Center Modernization This project involves a 90,000 square foot addition to the current building, and the renovation of 90,000 square feet of the existing building. Planning is currently underway and the project is scheduled to start construction in the summer of 2020.</p>	Aug. 2024	P	C	C	C	C	O			
<p>East Middle Replacement This project involves the design and construction of a new East Middle school to replace the aging facility.</p>	Aug. 2024		P	C	C	O						
<p>Westminster High This project involves the modernization of the existing Westminster High building of 337,000 square feet.</p>	TBD						FS		P	C	C	

FS = Feasibility Study
P = Planning
C= Construction

CARROLL COUNTY PUBLIC SCHOOLS TEN YEAR FACILITIES MASTER PLAN CALENDAR

CAPITAL RENEWAL PROJECTS	COMPLETION DATE	20	21	22	23	24	25	26	27	28	29	NOTES
		Roof Replacement Projects										
Sandymount Elementary	Aug. 2019	C										HVAC Project - 2018
Linton Springs Elementary	Aug. 2019	C										
Cranberry Station Elementary	Aug. 2020	P	C									
Winfield Elementary	Aug. 2020	P	C									HVAC Project - 2019
Spring Garden Elementary	Aug. 2021		P	C								HVAC Project - 2020
North Carroll Middle	Aug. 2022			P	C							
East Middle	TBD			P	C							TBD
Oklahoma Road Middle	Aug. 2023				P	C						HVAC Project - 2021
Century High	Aug. 2024					P	C					
Shiloh Middle	Aug. 2025						P	C				
Gate way	Aug. 2026							P	C			
HVAC Replacement Projects												
Winfield Elementary	Aug. 2019	C										Roof Project
Spring Garden Elementary	Aug. 2020	P	C									Roof Project
Oklahoma Road Middle	Aug. 2021		P	C								Roof Project
CCCCC	TBD		P	C								CCCCC Renovation
Northwest Middle	Aug. 2022			P	C							
East Middle	TBD			P	C							TBD
Carroll Springs	Aug. 2022			P	C							
Carrolltowne Elementary	Aug. 2023				P	C						
Mt. Airy Elementary	Aug. 2023			P	C							
Liberty High	Aug. 2024					P	C					
Piney Ridge Elementary	Aug. 2025						P	C				
Friendship Valley Elementary	Aug. 2025						P	C				
Mechanicsville Elementary	Aug. 2026							P	C			
Runnymede Elementary	Aug. 2026							P	C			
Taneytown Elementary	Aug. 2027								P	C		
Elmer Wolfe Elementary	Aug. 2027									P	C	
South Carroll High	Aug. 2028										P	C
Eldersburg Elementary	Aug. 2029											P

P = Planning
C = Construction

CARROLL COUNTY PUBLIC SCHOOLS TEN YEAR FACILITIES MASTER PLAN CALENDAR

CAPITAL RENEWAL PROJECTS	COMPLETION DATE	20	21	22	23	24	25	26	27	28	29	NOTES
		Electrical System Replacement/Upgrades										
Sykesville Middle	Aug. 2021	P	C									
East Middle	TBD			P	C							TBD
Fire Alarm Replacement												
East Middle	TBD			P	C							TBD
Carrolltowne Elementary	Aug. 2024					P	C					w/ HVAC Project
Runnymede Elementary	Aug. 2026							P	C			w/ HVAC Project
Elmer Wolfe Elementary	Aug. 2026								P	C		w/ HVAC Project
Taneytown Elementary	Aug. 2027								P	C		w/ HVAC Project
Window Replacement												
South Carroll High	Aug. 2020	P	C									
Westminster High	Aug. 2020	P	C									
East Middle	TBD			P	C							TBD
Paving Replacement												
	On-going	C	C	C	C	C	C	C	C	C	C	
Technology Improvements												
	On-going	C	C	C	C	C	C	C	C	C	C	

P = Planning
C= Construction

CARROLL COUNTY PUBLIC SCHOOLS TEN YEAR FACILITIES MASTER PLAN CALENDAR

INSTRUCTIONAL PROGRAM	COMPLETION DATE	COMPLETION DATE										NOTES		
		20	21	22	23	24	25	26	27	28	29			
Westminster High Science Room Renovations This project involves 6 original science rooms that have not been renovated.	Aug. 2020	C	C											
Robert Moton BEST Addition This addition is needed to expand the BEST program	Aug. 2021		P	C										
Friendship Valley PRIDE Addition This addition is needed to accommodate the PRIDE program	Aug. 2021		P	C										
Friendship Valley Kindergarten Addition This addition is needed to accommodate full day Kindergarten	Aug. 2021		P	C										
Cranberry Station Kindergarten Addition This addition is needed to accommodate full day Kindergarten	Aug. 2021		P	C										
Taneytown Kindergarten Addition This addition is needed to accommodate full day Kindergarten	Aug. 2022			P	C									
Sandymount Kindergarten Addition This addition is needed to accommodate full day Kindergarten	Aug. 2022			P	C									

P = Planning
C = Construction

COMMUNITY INVESTMENT PLAN FOR FISCAL YEARS 2021 TO 2026

	2021	2022	2023	2024	2025	2026	Prior Allocation	Balance To Complete	Total Project Cost
PUBLIC SCHOOLS									
Career and Technology Center	\$30,035,806	\$9,000,000	\$9,000,000	\$9,000,000	\$4,614,000	\$0	\$13,064,194	\$0	\$74,714,000
East Middle School Replacement	4,547,000	43,411,000	12,000,000	0	0	0	0	0	59,958,000
Paving	725,000	965,000	825,000	875,000	1,000,000	1,050,000	0	0	5,440,000
Relocatable Classroom Removal	185,000	0	195,000	0	205,000	0	0	0	585,000
Roof Repairs	0	190,000	0	200,000	0	210,000	0	0	600,000
Roof Replacement - Winfield Elementary	1,652,894	897,106	0	0	0	0	0	0	2,550,000
Technology Improvements	1,000,000	1,000,000	1,000,000	1,000,000	1,000,000	1,000,000	0	0	6,000,000
Transfer to Operating Budget for BOE Debt Service	10,461,160	10,908,080	12,331,029	14,233,098	15,130,889	15,671,327	0	0	78,735,584
PUBLIC SCHOOLS TOTAL	\$48,606,860	\$66,371,186	\$35,351,029	\$25,308,098	\$21,949,889	\$17,931,327	\$13,064,194	\$0	\$228,582,584
SOURCES OF FUNDING:									
Local Income Tax	\$12,371,160	\$13,063,080	\$14,351,029	\$16,308,098	\$17,335,889	\$17,931,327	\$100,000	\$0	\$91,460,584
Bonds	25,516,498	31,411,000	0	0	0	0	2,493,000	0	59,420,498
Reallocated Bonds	1,236,308	0	0	0	0	0	10,471,194	0	11,707,502
State School Construction	9,482,894	21,897,106	21,000,000	9,000,000	4,614,000	0	0	0	65,994,000
PUBLIC SCHOOLS TOTAL	\$48,606,860	\$66,371,186	\$35,351,029	\$25,308,098	\$21,949,889	\$17,931,327	\$13,064,194	\$0	\$228,582,584

Career and Technology Center

Commissioner District: 3

Taylor Hockensmith, Senior Management and Budget Analyst (410) 386-2082

8619

This project provides funding to address space needs and an aging facility at the Career and Technology Center, located in Westminster. Included in the project is construction of approximately 108,000 square feet of additional space, demolition of 23,500 square feet, and renovation of 83,000 square feet. The renovated and additional square footage will better accommodate existing programs and create space for the new Interactive Media program.

Project is contingent on State funding.

	FY 21	FY 22	FY 23	FY 24	FY 25	FY 26	Prior Allocation	Balance to Complete	Total Project Cost
Engineering/Design							4,100,194		4,100,194
Land Acquisition									0
Site Work							1,241,000		1,241,000
Construction	24,527,806	9,000,000	9,000,000	9,000,000	4,614,000		6,531,000		62,672,806
Equipment/Furnishings	3,647,000						653,000		4,300,000
Other	1,861,000						539,000		2,400,000
EXPENDITURES									

TOTAL	30,035,806	9,000,000	9,000,000	9,000,000	4,614,000	0	13,064,194	0	74,714,000
--------------	-------------------	------------------	------------------	------------------	------------------	----------	-------------------	----------	-------------------

SOURCES OF FUNDS									
Local Income Tax							100,000		100,000
Bonds	19,799,498						2,493,000		22,292,498
Reallocated Bonds	1,236,308						10,471,194		11,707,502
State School Construction	9,000,000	9,000,000	9,000,000	9,000,000	4,614,000				40,614,000

PROJECTED OPERATING IMPACTS									
	0	0	0	0	0	0			0

East Middle School Replacement

Commissioner District: 3

Taylor Hockensmith, Senior Management and Budget Analyst (410) 386-2082

8852

This project provides funding for the design and construction of a replacement school for East Middle.

Project is contingent on State funding.

	FY 21	FY 22	FY 23	FY 24	FY 25	FY 26	Prior Allocation	Balance to Complete	Total Project Cost
Engineering/Design	4,547,000								4,547,000
Land Acquisition									0
Site Work		7,798,000							7,798,000
Construction		30,726,000	12,000,000						42,726,000
Equipment/Furnishings		2,361,000							2,361,000
Other		2,526,000							2,526,000
EXPENDITURES									
TOTAL	4,547,000	43,411,000	12,000,000	0	0	0	0	0	59,958,000
SOURCES OF FUNDS									
Local Income Tax									0
Reallocated Local Income Tax									0
Bonds	4,547,000	31,411,000							35,958,000
State School Construction		12,000,000	12,000,000						24,000,000
PROJECTED OPERATING IMPACTS	0	0	0	0	0	0			0

Paving

Taylor Hockensmith, Senior Management and Budget Analyst (410) 386-2082

9748

This project provides ongoing funding for maintenance and replacement of the school system's parking lots and driveways. Listed below are planned projects in priority order:

- Robert Moton Elementary
- Runnymede Elementary
- Winfield Elementary
- Liberty High
- Mechanicsville Elementary
- Mount Airy Elementary
- Sykesville Middle
- Northwest Middle Traffic Loop and Main Lot
- Shiloh Middle

	FY 21	FY 22	FY 23	FY 24	FY 25	FY 26	Prior Allocation	Balance to Complete	Total Project Cost
Engineering/Design									0
Land Acquisition									0
Site Work									0
Construction	725,000	965,000	825,000	875,000	1,000,000	1,050,000			5,440,000
Equipment/Furnishings									0
Other									0
EXPENDITURES									

TOTAL	725,000	965,000	825,000	875,000	1,000,000	1,050,000	0	0	5,440,000
--------------	----------------	----------------	----------------	----------------	------------------	------------------	----------	----------	------------------

SOURCES OF FUNDS									
Local Income Tax	725,000	965,000	825,000	875,000	1,000,000	1,050,000			5,440,000
Reallocated Local Income Tax									0
Bonds									0
State School Construction									0

PROJECTED OPERATING IMPACTS									
	0	0	0	0	0	0			0

Relocatable Classroom Removal

Taylor Hockensmith, Senior Management and Budget Analyst (410) 386-2082

9745

This project provides ongoing funding for the removal and relocation of relocatable classrooms from various school sites where they are no longer needed. An evaluation of the condition and utilization of the existing classroom inventory was performed to identify units for potential removal or relocation.

Projected operating impacts include a reduction in maintenance and utilities.

	FY 21	FY 22	FY 23	FY 24	FY 25	FY 26	Prior Allocation	Balance to Complete	Total Project Cost
Engineering/Design									0
Land Acquisition									0
Site Work									0
Construction	185,000		195,000		205,000				585,000
Equipment/Furnishings									0
Other									0
EXPENDITURES									
TOTAL	185,000	0	195,000	0	205,000	0	0	0	585,000
SOURCES OF FUNDS									
Local Income Tax	185,000		195,000		205,000				585,000
Reallocated Local Income Tax									0
Bonds									0
State School Construction									0
PROJECTED OPERATING IMPACTS	(150,000)	(150,000)	(310,000)	(310,000)	(480,000)	(480,000)			

Roof Repairs

Taylor Hockensmith, Senior Management and Budget Analyst (410) 386-2082

9746

This project provides ongoing funding to address emergencies, provide necessary maintenance for the integrity of the roof systems, and extend the useful life of roofs.

	FY 21	FY 22	FY 23	FY 24	FY 25	FY 26	Prior Allocation	Balance to Complete	Total Project Cost
Engineering/Design									0
Land Acquisition									0
Site Work									0
Construction		190,000		200,000		210,000			600,000
Equipment/Furnishings									0
Other									0
EXPENDITURES									
TOTAL	0	190,000	0	200,000	0	210,000	0	0	600,000
SOURCES OF FUNDS									
Local Income Tax		190,000		200,000		210,000			600,000
Reallocated Local Income Tax									0
Bonds									0
State School Construction									0
PROJECTED OPERATING IMPACTS	0	0	0	0	0	0			0

Roof Replacement - Winfield Elementary

Commissioner District: 4

Taylor Hockensmith, Senior Management and Budget Analyst (410) 386-2082

8853

This project provides funding for the replacement of 75,425 square feet of roofing, associated tapered insulation system, roof drains, and flashing.

Project is contingent on State funding.

	FY 21	FY 22	FY 23	FY 24	FY 25	FY 26	Prior Allocation	Balance to Complete	Total Project Cost
Engineering/Design	94,000								94,000
Land Acquisition									0
Site Work									0
Construction	1,441,894	897,106							2,339,000
Equipment/Furnishings									0
Other	117,000								117,000
EXPENDITURES									
TOTAL	1,652,894	897,106	0	0	0	0	0	0	2,550,000
SOURCES OF FUNDS									
Local Income Tax									0
Reallocated Local Income Tax									0
Bonds	1,170,000								1,170,000
State School Construction	482,894	897,106							1,380,000
PROJECTED OPERATING IMPACTS	0	0	0	0	0	0			0

Technology Improvements

Taylor Hockensmith, Senior Management and Budget Analyst (410) 386-2082

9792

This project provides ongoing funding for technology improvements. Funding will allow for technology replacements, upgrades to infrastructure hardware and software, and installation and replacement of hardware, such as servers, and network infrastructure equipment. Cabling upgrades, wireless technologies, and other core telecommunications are included in the technology infrastructure of the school system.

	FY 21	FY 22	FY 23	FY 24	FY 25	FY 26	Prior Allocation	Balance to Complete	Total Project Cost
Engineering/Design									0
Land Acquisition									0
Site Work									0
Construction									0
Equipment/Furnishings	1,000,000	1,000,000	1,000,000	1,000,000	1,000,000	1,000,000			6,000,000
Other									0
EXPENDITURES									

TOTAL	1,000,000	1,000,000	1,000,000	1,000,000	1,000,000	1,000,000	0	0	6,000,000
--------------	------------------	------------------	------------------	------------------	------------------	------------------	----------	----------	------------------

SOURCES OF FUNDS									
Local Income Tax	1,000,000	1,000,000	1,000,000	1,000,000	1,000,000	1,000,000			6,000,000
Reallocated Local Income Tax									0
Bonds									0
State School Construction									0

PROJECTED OPERATING IMPACTS									
	0	0	0	0	0	0			0

Transfer to Operating Budget for BOE Debt Service

Taylor Hockensmith, Senior Management and Budget Analyst (410) 386-2082

9001

A percentage of the Local Income Tax revenue is dedicated to school construction and appropriated directly into the Capital Fund. This project is for the portion of these dedicated funds transferred to the General Fund to pay debt service related to school construction projects. Because dedicated Local Income Tax is budgeted in the Capital Fund and then transferred to the General Fund, the funding is counted twice in the All Funds Budget.

	FY 21	FY 22	FY 23	FY 24	FY 25	FY 26	Prior Allocation	Balance to Complete	Total Project Cost
Engineering/Design									0
Land Acquisition									0
Site Work									0
Construction									0
Equipment/Furnishings									0
Other	10,461,160	10,908,080	12,331,029	14,233,098	15,130,889	15,671,327			78,735,584
EXPENDITURES									

TOTAL	10,461,160	10,908,080	12,331,029	14,233,098	15,130,889	15,671,327	0	0	78,735,584
--------------	-------------------	-------------------	-------------------	-------------------	-------------------	-------------------	----------	----------	-------------------

SOURCES OF FUNDS									
Local Income Tax	10,461,160	10,908,080	12,331,029	14,233,098	15,130,889	15,671,327			78,735,584
Reallocated Local Income Tax									0
Bonds									0
State School Construction									0

PROJECTED OPERATING IMPACTS						
	0	0	0	0	0	0

CONSERVATION AND OPEN SPACE

Overview of Conservation and Open Space CIP

The FY 21 – 26 Conservation and Open Space CIP includes funding for land preservation and water resources. Approximately \$36.1M is planned for the Agricultural Preservation Program in both the Capital and Operating budgets and is funded with a combination of dedicated Property Tax revenue, bonds, Agricultural Transfer Tax revenue, and State participation. Property Tax funding is included to allow for the acquisition of easements through Installment Purchase Agreements and for the payment of interest to landowners.

The FY 21 – 26 CIP continues funding to maintain the County’s permit associated with the Federal National Pollutant Discharge Elimination System (NPDES) program. The 2005 – 2010 permit required a total of 10 percent of the County’s impervious surface be remediated. The County and the eight municipalities entered into a memorandum of agreement combining the municipalities and County into one permit. This joint permit, issued for 2015 – 2020, required an additional 20 percent remediation of impervious surface, and was linked to the Watershed Implementation Plan of the Chesapeake Bay Total Maximum Daily Load (TMDL). The Chesapeake Bay TMDL sets limits on allowable pollutants in bodies of water. The requirements for the Chesapeake Bay TMDLs are currently unknown and may require additional funding above and beyond planned levels. The County has applied for a new 5-year permit and is waiting for approval. In the interim, the current permit has been administratively extended.

To remain compliant with the NPDES permit, the Stormwater Facility Restoration project was established to keep stormwater management facilities working properly.

For additional information on these or other Conservation and Open Space projects, please refer to the individual project pages.

COMMUNITY INVESTMENT PLAN FOR FISCAL YEARS 2021 TO 2026

	2021	2022	2023	2024	2025	2026	Prior Allocation	Balance To Complete	Total Project Cost
CONSERVATION AND OPEN SPACE									
Agricultural Land Preservation	\$4,483,000	\$4,483,000	\$4,483,000	\$4,483,000	\$4,483,000	\$4,483,000	\$0	\$0	\$26,898,000
Stormwater Facility Renovation	325,000	300,000	300,000	300,000	300,000	300,000	0	0	1,825,000
Watershed Assessment and Improvement (NPDES)	3,350,000	3,450,000	3,550,000	3,650,000	3,750,000	3,850,000	0	0	21,600,000
CONSERVATION AND OPEN SPACE TOTAL	\$8,158,000	\$8,233,000	\$8,333,000	\$8,433,000	\$8,533,000	\$8,633,000	\$0	\$0	\$50,323,000
SOURCES OF FUNDING:									
Property Tax	\$2,500,000	\$2,500,000	\$2,500,000	\$2,500,000	\$2,500,000	\$2,500,000	\$0	\$0	\$15,000,000
Bonds	4,463,182	4,515,000	4,587,000	4,657,000	4,726,000	4,793,000	0	0	27,741,182
Reallocated Bonds	3,818	0	0	0	0	0	0	0	3,818
Ag. Preservation (MALPF)	500,000	500,000	500,000	500,000	500,000	500,000	0	0	3,000,000
Ag Transfer Tax	150,000	150,000	150,000	150,000	150,000	150,000	0	0	900,000
Municipal	541,000	568,000	596,000	626,000	657,000	690,000	0	0	3,678,000
CONSERVATION AND OPEN SPACE TOTAL	\$8,158,000	\$8,233,000	\$8,333,000	\$8,433,000	\$8,533,000	\$8,633,000	\$0	\$0	\$50,323,000

Agricultural Land Preservation

Chizuko M. Godwin, Management and Budget Analyst (410) 386-2082

9007

This project provides ongoing funding for the Carroll County Agricultural Land Preservation program. The program provides an opportunity for landowners to make a long-term commitment to agriculture by offering financial incentives in exchange for property development rights. Preserving farmland with permanent easements helps to maintain agriculture as a viable industry and preserve the rural character of Carroll County.

The County offers two payment options to the landowners: Installment Purchase Agreement (IPA) or Lump Sum. The IPA option pays the landowner for the easement over a 20-year period. The Lump Sum option pays for the easement at the time of settlement. The Maryland Agricultural Land Preservation Foundation (MALPF), a lump-sum payment program, is jointly funded by the State of Maryland and Carroll County.

A portion of Property Tax revenue is dedicated to the Agricultural Land Preservation program, to be appropriated in the Capital Fund for easement purchases, and in the General Fund for interest payments to landowners in the Debt Service - Agricultural Preservation budget. The Capital Fund portion was capped at \$2.5M ongoing beginning in FY 21.

The appropriations are listed in the charts below. The Total Appropriation - IPA and Lump Sum are for easement purchases; Operating impacts are interest payments appropriated to the General Fund; and the Total Appropriation - Ag Pres at the bottom of this page includes costs for both the Lump Sum and IPA options.

	FY 21	FY 22	FY 23	FY 24	FY 25	FY 26	Prior Allocation	Balance to Complete	Total Project Cost
Engineering/Design									0
Land Acquisition	4,483,000	4,483,000	4,483,000	4,483,000	4,483,000	4,483,000			26,898,000
Site Work									0
Construction									0
Equipment/Furnishings									0
Other									0
EXPENDITURES									

TOTAL	4,483,000	4,483,000	4,483,000	4,483,000	4,483,000	4,483,000	0	0	26,898,000
--------------	------------------	------------------	------------------	------------------	------------------	------------------	----------	----------	-------------------

SOURCES OF FUNDS									
Property Tax	2,500,000	2,500,000	2,500,000	2,500,000	2,500,000	2,500,000			15,000,000
Bonds	1,333,000	1,333,000	1,333,000	1,333,000	1,333,000	1,333,000			7,998,000
Ag. Preservation (MALPF)	500,000	500,000	500,000	500,000	500,000	500,000			3,000,000
Ag Transfer Tax	150,000	150,000	150,000	150,000	150,000	150,000			900,000

PROJECTED OPERATING IMPACTS									
	1,406,760	1,459,510	1,513,670	1,568,575	1,622,760	1,595,640			

Total Appropriation - IPA	1,778,620	1,796,027	1,813,900	1,832,019	1,849,900	1,840,950			10,911,416
Total Appropriation - Lump Sum	3,611,139	3,646,482	3,682,769	3,719,555	3,755,859	3,737,689			22,153,493
Total Appropriation - MALPF	500,000	500,000	500,000	500,000	500,000	500,000			3,000,000
Total Appropriation - Ag Pres	5,889,760	5,942,510	5,996,670	6,051,570	6,105,760	6,078,640			36,064,909

Stormwater Facility Renovation

Chizuko M. Godwin, Management and Budget Analyst (410) 386-2082

8716

This project provides ongoing funding to keep existing County-owned stormwater management facilities in working condition and in compliance with the National Pollution Discharge Elimination System (NPDES) Permit. Five to seven facilities per year, over a 30-year period, will be evaluated. Funding will be used for repairs and to replace pipes and filter media.

	FY 21	FY 22	FY 23	FY 24	FY 25	FY 26	Prior Allocation	Balance to Complete	Total Project Cost
Engineering/Design	10,000	35,000				10,000			55,000
Land Acquisition									0
Site Work									0
Construction	315,000	265,000	300,000	300,000	300,000	290,000			1,770,000
Equipment/Furnishings									0
Other									0
EXPENDITURES									
TOTAL	325,000	300,000	300,000	300,000	300,000	300,000	0	0	1,825,000
SOURCES OF FUNDS									
Transfer from General Fund									0
Property Tax									0
Bonds	321,182	300,000	300,000	300,000	300,000	300,000			1,821,182
Reallocated Bonds	3,818								3,818
PROJECTED OPERATING IMPACTS	0	0	0	0	0	0			0

Watershed Assessment and Improvement (NPDES)

Chizuko M. Godwin, Management and Budget Analyst (410) 386-2082

9920

This project provides ongoing funding to comply with the Federal Clean Water Act. The Act requires the County to secure a permit under the National Pollutant Discharge Elimination System (NPDES) for storm sewer systems. The permit requires the county to map and assess the condition of the storm sewer systems and of the watersheds that discharge into them. The County and the eight municipalities have entered into a memorandum of agreement (MOA) to obtain a joint five-year NPDES permit to address stormwater issues. Under the joint permit issued in FY 16, the County and municipalities are required to mitigate impervious surface runoff. As part of the MOA, the County manages the construction of the mitigation projects on behalf of the municipalities. The municipalities provide funding to the County equivalent to 20% of the construction cost of municipal impervious acres.

The current permit expires in FY 20, but has been administratively extended. Estimates of Town contributions have been included in anticipation that the Towns and County will again participate in a joint permit. The estimate is based on the assumptions of the MOA signed by the Towns and County for the current permit.

	FY 21	FY 22	FY 23	FY 24	FY 25	FY 26	Prior Allocation	Balance to Complete	Total Project Cost
Engineering/Design	140,000	130,000	485,000	170,000	200,000	350,000			1,475,000
Land Acquisition									0
Site Work									0
Construction	3,210,000	3,320,000	3,065,000	3,480,000	3,550,000	3,500,000			20,125,000
Equipment/Furnishings									0
Other									0
EXPENDITURES									

TOTAL	3,350,000	3,450,000	3,550,000	3,650,000	3,750,000	3,850,000	0	0	21,600,000
--------------	------------------	------------------	------------------	------------------	------------------	------------------	----------	----------	-------------------

SOURCES OF FUNDS									
Transfer from General Fund									0
Property Tax									0
Bonds	2,809,000	2,882,000	2,954,000	3,024,000	3,093,000	3,160,000			17,922,000
Municipal	541,000	568,000	596,000	626,000	657,000	690,000			3,678,000

PROJECTED OPERATING IMPACTS	0	0	0	0	0	0			
------------------------------------	----------	----------	----------	----------	----------	----------	--	--	--

PUBLIC WORKS

Overview of Public Works CIP

The Public Works CIP includes two sections: Roads and Bridges.

Approximately \$93.5M is included in the FY 21 – 26 CIP to maintain and rehabilitate 900 miles of roads throughout the County. Approximately thirty-five percent of the County's road network is considered mainline or arterial roads. These roads carry a higher traffic volume. Sixty-five percent are lower volume roadways, including neighborhood roads. Typical repair strategies include sealing, overlay, mill and overlay, full-depth reclamation, and reconstruction.

Ongoing funding is included for inspection of storm drains. Video inspections will assess the condition of the storm drain system and rehabilitation funding is included for pipe lining and replacement of storm drains and small drainage structures.

Funding is included for the replacement or rehabilitation of six bridge structures.

For additional information on these or other Public Works projects, please refer to the individual project pages.

ROADS

COMMUNITY INVESTMENT PLAN FOR FISCAL YEARS 2021 TO 2026

	2021	2022	2023	2024	2025	2026	Prior Allocation	Balance To Complete	Total Project Cost
ROADS									
Highway Safety Improvements	\$32,000	\$33,000	\$35,000	\$37,000	\$38,000	\$40,000	\$0	\$0	\$215,000
Pavement Management Program	13,371,000	13,286,000	11,293,000	15,525,000	15,878,000	16,673,000	0	0	86,026,000
Pavement Preservation	1,150,000	1,180,000	1,215,000	1,255,000	1,300,000	1,350,000	0	0	7,450,000
Ramp and Sidewalk Upgrades	81,000	85,000	88,000	92,000	96,000	103,000	0	0	545,000
Small Drainage Structures	223,500	253,000	283,000	313,000	343,500	360,000	0	0	1,776,000
State Road Projects	100,000	100,000	0	0	0	0	764,990	0	964,990
Storm Drain Rehabilitation	223,500	253,000	283,000	313,000	343,500	360,000	0	0	1,776,000
Storm Drain Video Inspection	139,000	146,000	153,000	161,000	169,000	177,000	0	0	945,000
ROADS TOTAL	\$15,320,000	\$15,336,000	\$13,350,000	\$17,696,000	\$18,168,000	\$19,063,000	\$764,990	\$0	\$99,697,990
SOURCES OF FUNDING:									
Transfer from General Fund	\$100,000	\$100,000	\$0	\$161,000	\$1,219,000	\$1,277,000	\$764,990	\$0	\$3,621,990
Bonds	12,170,311	12,564,000	10,678,000	14,867,000	15,685,000	16,520,000	0	0	82,484,311
Reallocated Bonds	381,689	0	0	0	0	0	0	0	381,689
State Highway Administration	176,000	176,000	176,000	176,000	176,000	176,000	0	0	1,056,000
Highway User Revenue	2,492,000	2,496,000	2,496,000	2,492,000	1,088,000	1,090,000	0	0	12,154,000
ROADS TOTAL	\$15,320,000	\$15,336,000	\$13,350,000	\$17,696,000	\$18,168,000	\$19,063,000	\$764,990	\$0	\$99,697,990

Highway Safety Improvements

Heidi K. Pepin, Management and Budget Project Coordinator (410) 386-2082

9674

This project provides ongoing funding to address roadway segments and road intersections with a history of frequent or severe accidents, and those with a significant potential for accidents. Possible improvements include minor changes in intersection geometry, turn lanes, signing additions or upgrades, traffic calming measures, and pavement marking upgrades.

Recently completed improvements includes a joint project with MD State Highway Administration to address sight distance at Gorsuch Road at MD 482 and lane adjustments on Maple Grove Road by Manchester Valley High.

	FY 21	FY 22	FY 23	FY 24	FY 25	FY 26	Prior Allocation	Balance to Complete	Total Project Cost
Engineering/Design									0
Land Acquisition									0
Site Work									0
Construction	32,000	33,000	35,000	37,000	38,000	40,000			215,000
Equipment/Furnishings									0
Other									0
EXPENDITURES									
TOTAL	32,000	33,000	35,000	37,000	38,000	40,000	0	0	215,000

SOURCES OF FUNDS									
Transfer from General Fund									0
Reallocated GF Transfer									0
State Highway Administration									0
Highway User Revenue	32,000	33,000	35,000	37,000	38,000	40,000			215,000

PROJECTED OPERATING IMPACTS									
	0	0	0	0	0	0			0

Pavement Management Program

Heidi K. Pepin, Management and Budget Project Coordinator (410) 386-2082

8845

This project provides ongoing funding for the maintenance, repair, or rehabilitation of the County's 900 miles of paved roads. A pavement management software program is used to collect road condition information and to recommend the most cost-effective repair. Repair strategies include: patching, overlay, mill and overlay, full depth reclamation, and reconstruction. Drainage structures and traffic barriers will be inspected, repaired, replaced, or added where necessary, and sidewalk accessibility will also be evaluated and included if upgrades are due.

Maintaining a road network in satisfactory condition is one of the goals of the Department of Public Works. While addressing roads that are near failure is important, maintaining roads in fair and satisfactory condition is important as well. It is cost effective to address roads while the amount of repair is minimal and this balanced approach keeps the network in satisfactory condition.

During the FY 20 budget process, funding over FY 21 - 23 was reduced by \$4.7M.

	FY 21	FY 22	FY 23	FY 24	FY 25	FY 26	Prior Allocation	Balance to Complete	Total Project Cost
EXPENDITURES									
Engineering/Design	120,000	125,000	125,000	125,000	128,000	135,000			758,000
Land Acquisition									0
Site Work									0
Construction	12,790,000	12,250,000	10,225,000	14,300,000	15,000,000	15,750,000			80,315,000
Equipment/Furnishings									0
Other	461,000	911,000	943,000	1,100,000	750,000	788,000			4,953,000
TOTAL	13,371,000	13,286,000	11,293,000	15,525,000	15,878,000	16,673,000	0	0	86,026,000
SOURCES OF FUNDS									
Transfer from General Fund					800,000	800,000			1,600,000
Bonds	11,709,611	11,973,000	10,024,000	14,149,000	14,902,000	15,697,000			78,454,611
Reallocated Bonds	314,389								314,389
State Highway Administration	176,000	176,000	176,000	176,000	176,000	176,000			1,056,000
Highway User Revenue	1,171,000	1,137,000	1,093,000	1,200,000					4,601,000
PROJECTED OPERATING IMPACTS	0	0	0	0	0	0			0

Pavement Preservation

Heidi K. Pepin, Management and Budget Project Coordinator (410) 386-2082

8846

This project provides ongoing funding to place a maintenance seal coat, such as microsurface, on paved roads. Pavement preservation is applied to roads still in good condition, before the onset of serious damage. Annual funding addresses approximately 30 - 40 miles.

The project list will be generated in the spring in preparation for the summer construction season.

	FY 21	FY 22	FY 23	FY 24	FY 25	FY 26	Prior Allocation	Balance to Complete	Total Project Cost
Engineering/Design									0
Land Acquisition									0
Site Work									0
Construction	1,150,000	1,180,000	1,215,000	1,255,000	1,300,000	1,350,000			7,450,000
Equipment/Furnishings									0
Other									0
EXPENDITURES									

TOTAL	1,150,000	1,180,000	1,215,000	1,255,000	1,300,000	1,350,000	0	0	7,450,000
--------------	------------------	------------------	------------------	------------------	------------------	------------------	----------	----------	------------------

SOURCES OF FUNDS									
Transfer from General Fund					250,000	300,000			550,000
Reallocated GF Transfer									0
Bonds									0
Highway User Revenue	1,150,000	1,180,000	1,215,000	1,255,000	1,050,000	1,050,000			6,900,000

PROJECTED OPERATING IMPACTS									
	0	0	0	0	0	0			0

Ramp and Sidewalk Upgrades

Heidi K. Pepin, Management and Budget Project Coordinator (410) 386-2082

8626

This project provides ongoing funding to upgrade or replace non-compliant ramps and sidewalks for ADA accessibility. Non-compliant ramps and sidewalks are also addressed through the Pavement Management Program. This project allows for the acceleration of the replacement and upgrade process.

Eighty-four locations were upgraded in 2018 and 2019, and are now in compliance.

	FY 21	FY 22	FY 23	FY 24	FY 25	FY 26	Prior Allocation	Balance to Complete	Total Project Cost
Engineering/Design									0
Land Acquisition									0
Site Work	8,000	8,500	8,500	9,000	9,000	9,500			52,500
Construction	66,000	69,000	72,000	75,000	79,000	85,000			446,000
Equipment/Furnishings									0
Other	7,000	7,500	7,500	8,000	8,000	8,500			46,500
EXPENDITURES									

TOTAL	81,000	85,000	88,000	92,000	96,000	103,000	0	0	545,000
--------------	---------------	---------------	---------------	---------------	---------------	----------------	----------	----------	----------------

SOURCES OF FUNDS									
Transfer from General Fund									0
Reallocated GF Transfer									0
Bonds	13,700	85,000	88,000	92,000	96,000	103,000			477,700
Reallocated Bonds	67,300								67,300

PROJECTED OPERATING IMPACTS									
	0	0	0	0	0	0			0

Small Drainage Structures

Heidi K. Pepin, Management and Budget Project Coordinator (410) 386-2082

9847

This project provides ongoing funding to rehabilitate or replace deteriorated drainage structures including culvert headwalls and ancillary drainage features.

The Department of Public Works continues to incorporate all pipe culverts and drainage structures into the Geographic Information Systems (GIS). Once the locations are identified and mapped, field condition assessments can be made to help determine the most-effective approach to replacing and repairing these structures.

	FY 21	FY 22	FY 23	FY 24	FY 25	FY 26	Prior Allocation	Balance to Complete	Total Project Cost
Engineering/Design									0
Land Acquisition									0
Site Work									0
Construction	223,500	253,000	283,000	313,000	343,500	360,000			1,776,000
Equipment/Furnishings									0
Other									0
EXPENDITURES									
TOTAL	223,500	253,000	283,000	313,000	343,500	360,000	0	0	1,776,000

SOURCES OF FUNDS									
Transfer from General Fund									0
Reallocated GF Transfer									0
Bonds	223,500	253,000	283,000	313,000	343,500	360,000			1,776,000
Reallocated Bonds									0

PROJECTED OPERATING IMPACTS									
	0	0	0	0	0	0			0

State Road Projects

Ashleigh Smith, Management and Budget Analyst (410) 386-2082

8629

This project provides funding to support projects for State roads in Carroll County.

	FY 21	FY 22	FY 23	FY 24	FY 25	FY 26	Prior Allocation	Balance to Complete	Total Project Cost
Engineering/Design	100,000	100,000					764,990		964,990
Land Acquisition									0
Site Work									0
Construction									0
Equipment/Furnishings									0
Other									0
EXPENDITURES									
TOTAL	100,000	100,000	0	0	0	0	764,990	0	964,990
SOURCES OF FUNDS									
Transfer from General Fund	100,000	100,000					764,990		964,990
Reallocated GF Transfer									0
Local Income Tax									0
Reallocated Local Income Tax									0
PROJECTED OPERATING IMPACTS	0	0	0	0	0	0			

Storm Drain Rehabilitation

Heidi K. Pepin, Management and Budget Project Coordinator (410) 386-2082

8627

This project provides ongoing funding to maintain the storm drain system through rehabilitation and replacement. The County maintains about 180 miles (or 950,000 feet) of storm drain infrastructure, primarily located in neighborhoods where curbing, inlets, and manholes exist. Many of these systems were constructed with corrugated metal pipe, which has a life span of 30-50 years.

In 2018 and 2019, 3,490 linear feet of storm drain pipes were rehabilitated.

	FY 21	FY 22	FY 23	FY 24	FY 25	FY 26	Prior Allocation	Balance to Complete	Total Project Cost
Engineering/Design									0
Land Acquisition									0
Site Work									0
Construction	223,500	253,000	283,000	313,000	343,500	360,000			1,776,000
Equipment/Furnishings									0
Other									0
EXPENDITURES									
TOTAL	223,500	253,000	283,000	313,000	343,500	360,000	0	0	1,776,000

SOURCES OF FUNDS									
Transfer from General Fund									0
Reallocated GF Transfer									0
Bonds	223,500	253,000	283,000	313,000	343,500	360,000			1,776,000
Reallocated Bonds									0

PROJECTED OPERATING IMPACTS									
	0	0	0	0	0	0			0

Storm Drain Video Inspection

Heidi K. Pepin, Management and Budget Project Coordinator (410) 386-2082

8769

This project provides ongoing funding to gather video inspection data of existing storm drain pipes. Inspection data is also collected for roads repaired through the Pavement Management program. Video inspections will determine if repairs or replacements are needed, and funding is provided for infrastructure rehabilitation in Storm Drain Rehabilitation.

	FY 21	FY 22	FY 23	FY 24	FY 25	FY 26	Prior Allocation	Balance to Complete	Total Project Cost
Engineering/Design	139,000	146,000	153,000	161,000	169,000	177,000			945,000
Land Acquisition									0
Site Work									0
Construction									0
Equipment/Furnishings									0
Other									0
EXPENDITURES									

TOTAL	139,000	146,000	153,000	161,000	169,000	177,000	0	0	945,000
--------------	----------------	----------------	----------------	----------------	----------------	----------------	----------	----------	----------------

SOURCES OF FUNDS									
Transfer from General Fund				161,000	169,000	177,000			507,000
Reallocated GF Transfer									0
Local Income Tax									0
Highway User Revenue	139,000	146,000	153,000						438,000

PROJECTED OPERATING IMPACTS									
	0	0	0	0	0	0			0

BRIDGES

COMMUNITY INVESTMENT PLAN FOR FISCAL YEARS 2021 TO 2026

	2021	2022	2023	2024	2025	2026	Prior Allocation	Balance To Complete	Total Project Cost
BRIDGES									
Bridge Inspection and Inventory	\$30,000	\$31,000	\$32,000	\$33,000	\$34,000	\$35,000	\$0	\$0	\$195,000
Bridge Maintenance and Structural Repair	75,000	78,000	82,000	85,000	89,000	94,000	0	0	503,000
Brown Road over Roaring Run	0	0	0	270,000	0	1,439,000	0	0	1,709,000
Cleaning and Painting of Bridge Structural Steel	223,000	234,000	246,000	258,000	271,000	284,000	0	0	1,516,000
Gaither Road over South Branch PatapSCO	0	2,096,850	0	0	0	0	275,000	0	2,371,850
Hawks Hill Road over Little Pipe Creek Tributary	0	255,000	0	510,000	0	0	0	0	765,000
McKinstry's Mill Road over Little Pipe Creek	0	0	0	250,000	0	0	0	1,746,000	1,996,000
Old Kays Mill Road over Beaver Run	0	0	0	270,000	0	2,296,000	0	0	2,566,000
PatapSCO Road Bridge Deck Replacement	0	0	0	0	0	170,000	0	424,000	594,000
BRIDGES TOTAL	\$328,000	\$2,694,850	\$360,000	\$1,676,000	\$394,000	\$4,318,000	\$275,000	\$2,170,000	\$12,215,850
SOURCES OF FUNDING:									
Transfer from General Fund	\$150,000	\$156,000	\$163,000	\$170,000	\$177,000	\$186,000	\$0	\$0	\$1,002,000
Bonds	0	666,700	0	668,000	0	917,000	59,000	570,000	2,880,700
Federal Highway/Bridge	178,000	1,872,150	197,000	838,000	217,000	3,215,000	216,000	1,600,000	8,333,150
BRIDGES TOTAL	\$328,000	\$2,694,850	\$360,000	\$1,676,000	\$394,000	\$4,318,000	\$275,000	\$2,170,000	\$12,215,850

Bridge Inspection and Inventory

Heidi K. Pepin, Management and Budget Project Coordinator (410) 386-2082

9684

This project provides ongoing funding for the inspection of 20 minor structures that do not qualify for use of Federal funds. Small structures are inspected every four years in the same manner as the 134 major County-maintained structures. Three bridges are inspected annually. This project includes hands-on field inspections of all 20 structures, as well as completion and submission of inspection reports, which summarize findings. Report recommendations are used to evaluate repairs and structure replacements.

	FY 21	FY 22	FY 23	FY 24	FY 25	FY 26	Prior Allocation	Balance to Complete	Total Project Cost
Engineering/Design	30,000	31,000	32,000	33,000	34,000	35,000			195,000
Land Acquisition									0
Site Work									0
Construction									0
Equipment/Furnishings									0
Other									0
EXPENDITURES									
TOTAL	30,000	31,000	32,000	33,000	34,000	35,000	0	0	195,000
SOURCES OF FUNDS									
Transfer from General Fund	30,000	31,000	32,000	33,000	34,000	35,000			195,000
Reallocated GF Transfer									0
Local Income Tax									0
Reallocated Local Income Tax									0
PROJECTED OPERATING IMPACTS	0	0	0	0	0	0			

Bridge Maintenance and Structural Repair

Heidi K. Pepin, Management and Budget Project Coordinator (410) 386-2082

9882

This project provides ongoing funding for preventative maintenance and small repairs to County-maintained bridges, including: deck joint replacements, structural steel repairs, concrete patching, sediment removal, stream channel stabilization, traffic barrier replacement, and approach roadway repairs. Several projects have been identified for the work types and are listed below.

Listed below are potential sites for a replacement bridge seal project:

CL 208 Baptist over Alloway Creek	CL 211 Bowers over Alloway Creek	CL 364 Adams Mill over Little Pipe Creek
CL 234 Hapes Mill over Big Pipe Creek	CL 262 Mayberry over Bear Branch	CL 353 Patapsco over W. Branch Patapsco River
CL 266 Flickinger over Big Pipe Creek	CL 271 Arters Mill over Big Pipe Creek	CL 311 Morgan over S. Branch Patapsco River
CL 272 Halter over Big Pipe Creek	CL 310 Woodbine over S. Branch Patapsco River	

Listed below are potential sites for a concrete patching project:

CL 217 Stone over Silver Run	CL 310 Woodbine over S. Branch Patapsco River
CL 311 Morgan over S. Branch Patapsco River	CL 332 Marriottsville over S. Branch Patapsco River
CL 353 Patapsco over W. Branch Patapsco River	CL 373 Coon Club over E. Branch Patapsco River

	FY 21	FY 22	FY 23	FY 24	FY 25	FY 26	Prior Allocation	Balance to Complete	Total Project Cost
Engineering/Design									0
Land Acquisition									0
Site Work									0
Construction	75,000	78,000	82,000	85,000	89,000	94,000			503,000
Equipment/Furnishings									0
Other									0
EXPENDITURES									

TOTAL	75,000	78,000	82,000	85,000	89,000	94,000	0	0	503,000
--------------	---------------	---------------	---------------	---------------	---------------	---------------	----------	----------	----------------

SOURCES OF FUNDS									
Transfer from General Fund	75,000	78,000	82,000	85,000	89,000	94,000			503,000
Reallocated GF Transfer									0
Local Income Tax									0
Reallocated Local Income Tax									0

PROJECTED OPERATING IMPACTS									
	0	0	0	0	0	0			0

Brown Road over Roaring Run

Commissioner District: 2

Heidi K. Pepin, Management and Budget Project Coordinator (410) 386-2082

Proj #

Functional Classification: Rural Local
 Average Daily Traffic: 395
 Bridge Number: CL 346



This project provides planned funding to replace the three cell corrugated steel pipe culverts, located in the central eastern area of Carroll County, with a new structure. The type of replacement structure will be determined based on an alternatives analysis. The structure is posted for weight limits.

This project qualifies for Federal aid, which covers 80 percent of the engineering, inspection, and construction costs.

	FY 21	FY 22	FY 23	FY 24	FY 25	FY 26	Prior Allocation	Balance to Complete	Total Project Cost
Engineering/Design				270,000					270,000
Land Acquisition									0
Site Work						116,000			116,000
Construction						1,108,000			1,108,000
Equipment/Furnishings									0
Other						215,000			215,000
EXPENDITURES									

TOTAL	0	0	0	270,000	0	1,439,000	0	0	1,709,000
--------------	----------	----------	----------	----------------	----------	------------------	----------	----------	------------------

SOURCES OF FUNDS									
Transfer from General Fund									0
Reallocated GF Transfer									0
Bonds				54,000		355,800			409,800
Federal Highway/Bridge				216,000		1,083,200			1,299,200

PROJECTED OPERATING IMPACTS									
	0	0	0	0	0	0			0

Cleaning and Painting of Bridge Structural Steel

Heidi K. Pepin, Management and Budget Project Coordinator (410) 386-2082

9686

This project provides ongoing funding for cleaning and painting of bridge structural steel. Cleaning and painting slows deterioration and extends the useful life of steel structures. Funding is accumulated over several years to allow for completion of a larger project.

Listed below are potential sites for the next project:

- CL 207 Baptist Road over Alloway Creek
- CL 208 Baptist Road over Alloway Creek
- CL 211 Bowers Road over Alloway Creek
- CL 262 Mayberry Road over Bear Branch
- CL 272 Halter Road over Big Pipe Creek
- CL 364 Adams Mill Road over Little Pipe Creek
- CL 402 York Road No. 1 over S. Branch Gunpowder Falls

This project qualifies for Federal aid, which covers 80 percent of the engineering, inspection, and construction costs.

	FY 21	FY 22	FY 23	FY 24	FY 25	FY 26	Prior Allocation	Balance to Complete	Total Project Cost
Engineering/Design	19,000	20,000	21,000	22,000	23,000	24,000			129,000
Land Acquisition									0
Site Work									0
Construction	204,000	214,000	225,000	236,000	248,000	260,000			1,387,000
Equipment/Furnishings									0
Other									0
EXPENDITURES									

TOTAL	223,000	234,000	246,000	258,000	271,000	284,000	0	0	1,516,000
--------------	----------------	----------------	----------------	----------------	----------------	----------------	----------	----------	------------------

SOURCES OF FUNDS									
Transfer from General Fund	45,000	47,000	49,000	52,000	54,000	57,000			304,000
Reallocated GF Transfer									0
Local Income Tax									0
Federal Highway/Bridge	178,000	187,000	197,000	206,000	217,000	227,000			1,212,000

PROJECTED OPERATING IMPACTS									
	0	0	0	0	0	0			0

Gaither Road over South Branch Patapsco

Commissioner Districts: 4 and 5

Heidi K. Pepin, Management and Budget Project Coordinator (410) 386-2082

8722

Functional Classification: Minor Collector
 Average Daily Traffic: 1,190
 Bridge Number: CL 313



This project provides funding to replace the steel truss bridge, located in southern Carroll County on the Howard County border, with a new structure. The type of replacement structure will be determined based on an alternatives analysis.

This project qualifies for Federal aid, which covers 80 percent of the engineering, inspection, and construction costs.

	FY 21	FY 22	FY 23	FY 24	FY 25	FY 26	Prior Allocation	Balance to Complete	Total Project Cost
Engineering/Design							275,000		275,000
Land Acquisition									0
Site Work		165,900							165,900
Construction		1,668,450							1,668,450
Equipment/Furnishings									0
Other		262,500							262,500
EXPENDITURES									

TOTAL	0	2,096,850	0	0	0	0	275,000	0	2,371,850
--------------	----------	------------------	----------	----------	----------	----------	----------------	----------	------------------

SOURCES OF FUNDS									
Transfer from General Fund									0
Bonds		411,700					59,000		470,700
Reallocated Bonds									0
Federal Highway/Bridge		1,685,150					216,000		1,901,150

PROJECTED OPERATING IMPACTS									
	0	0	0	0	0	0			0

Hawks Hill Road over Little Pipe Creek Tributary

Commissioner District: 4

Heidi K. Pepin, Management and Budget Project Coordinator (410) 386-2082

Proj #

Functional Classification: Rural Local
 Average Daily Traffic: 253
 Bridge Number: CL 242



This project provides planned funding to replace the small bridge, located in western Carroll County near the Town of New Windsor. The existing structure is concrete encased steel beams on stone masonry abutments. The type of replacement structure will be determined based on an alternatives analysis. The structure width and waterway opening will be evaluated as part of the analysis.

This project does not qualify for Federal aid.

	FY 21	FY 22	FY 23	FY 24	FY 25	FY 26	Prior Allocation	Balance to Complete	Total Project Cost
Engineering/Design		250,000							250,000
Land Acquisition		5,000							5,000
Site Work				42,000					42,000
Construction				422,000					422,000
Equipment/Furnishings									0
Other				46,000					46,000
EXPENDITURES									

TOTAL	0	255,000	0	510,000	0	0	0	0	765,000
--------------	----------	----------------	----------	----------------	----------	----------	----------	----------	----------------

SOURCES OF FUNDS									
Transfer from General Fund									0
Reallocated GF Transfer									0
Local Income Tax									0
Bonds		255,000		510,000					765,000

PROJECTED OPERATING IMPACTS						
	0	0	0	0	0	0

McKinstry Mill Road over Little Pipe Creek

Commissioner District: 4

Heidi K. Pepin, Management and Budget Project Coordinator (410) 386-2082

Proj #

Functional Classification: Rural Local
 Average Daily Traffic: 338
 Bridge Number: CL 236



This project provides planned funding to replace the bridge, located in western Carroll County, east of the Town of Union Bridge, with a new structure. The type of replacement structure will be determined based on an alternatives analysis. The structure width and waterway opening will be evaluated as part of the analysis.

This project qualifies for Federal aid, which covers 80 percent of the engineering, inspection, and construction costs.

	FY 21	FY 22	FY 23	FY 24	FY 25	FY 26	Prior Allocation	Balance to Complete	Total Project Cost
Engineering/Design				250,000					250,000
Land Acquisition									0
Site Work								138,000	138,000
Construction								1,373,000	1,373,000
Equipment/Furnishings									0
Other								235,000	235,000
EXPENDITURES									

TOTAL	0	0	0	250,000	0	0	0	1,746,000	1,996,000
--------------	----------	----------	----------	----------------	----------	----------	----------	------------------	------------------

SOURCES OF FUNDS									
Transfer from General Fund									0
Reallocated GF Transfer									0
Bonds				50,000				417,200	467,200
Federal Highway/Bridge				200,000				1,328,800	1,528,800

PROJECTED OPERATING IMPACTS									
	0	0	0	0	0	0			0

Old Kays Mill Road over Beaver Run

Commissioner District: 2

Heidi K. Pepin, Management and Budget Project Coordinator (410) 386-2082

Proj #

Functional Classification: Rural Local
 Average Daily Traffic: 209
 Bridge Number: CL 344



This project provides planned funding to replace the three cell structural plate pipe culverts, located in the Finksburg area of Carroll County, with a new structure. The type of replacement structure will be determined based on an alternatives analysis. The structure is posted for weight limits.

This project qualifies for Federal aid, which covers 80 percent of the engineering, inspection, and construction costs.

	FY 21	FY 22	FY 23	FY 24	FY 25	FY 26	Prior Allocation	Balance to Complete	Total Project Cost
Engineering/Design				270,000					270,000
Land Acquisition									0
Site Work						180,000			180,000
Construction						1,831,000			1,831,000
Equipment/Furnishings									0
Other						285,000			285,000
EXPENDITURES									

TOTAL	0	0	0	270,000	0	2,296,000	0	0	2,566,000
--------------	----------	----------	----------	----------------	----------	------------------	----------	----------	------------------

SOURCES OF FUNDS									
Transfer from General Fund									0
Reallocated GF Transfer									0
Bonds				54,000		527,200			581,200
Federal Highway/Bridge				216,000		1,768,800			1,984,800

PROJECTED OPERATING IMPACTS									
	0	0	0	0	0	0			0

Patapsco Road Bridge Deck Replacement

Commissioner District: 2

Heidi K. Pepin, Management and Budget Project Coordinator (410) 386-2082

Proj #

Functional Classification: Minor Collector
 Average Daily Traffic: 147
 Bridge Number: CL 351



This project provides planned funding to replace the concrete deck on the structure, located in eastern Carroll County. This project also includes painting the steel beams and performing substructure masonry repairs.

Deck replacement is a more cost-effective approach and avoids replacement of the entire structure at this time.

This project qualifies for Federal aid, which covers 80 percent of the engineering, inspection, and construction costs.

	FY 21	FY 22	FY 23	FY 24	FY 25	FY 26	Prior Allocation	Balance to Complete	Total Project Cost
Engineering/Design						170,000			170,000
Land Acquisition									0
Site Work								28,000	28,000
Construction								280,000	280,000
Equipment/Furnishings									0
Other								116,000	116,000
EXPENDITURES									

TOTAL	0	0	0	0	0	170,000	0	424,000	594,000
--------------	----------	----------	----------	----------	----------	----------------	----------	----------------	----------------

SOURCES OF FUNDS									
Transfer from General Fund									0
Reallocated GF Transfer									0
Bonds						34,000		152,800	186,800
Federal Highway/Bridge						136,000		271,200	407,200

PROJECTED OPERATING IMPACTS									
	0	0	0	0	0	0			0

RECREATION AND CULTURE

Overview of Recreation and Culture CIP

The Recreation and Parks portion of the FY 21 – 26 CIP provides facilities for passive (natural park areas) and active (ballfields) recreational opportunities. The primary sources of funding for recreation projects are Impact Fees and Program Open Space (POS) funding. Impact Fees are charged to developers of new homes in Carroll County to partially offset the cost of providing recreation facilities to serve those new homes. POS funding is provided as a portion of the State Real Estate Transfer Tax for the acquisition and development of park facilities. Projects include Recreation and Parks, and the Union Mills Homestead. These projects maintain County infrastructure and are funded primarily using Program Open Space dollars.

Funding is provided in the FY 21 – 26 CIP for paving at Hashawha and replacement of a pavilion at the Bear Branch Nature Center. Piney Run Park projects include paving and replacement of a pavilion, the seawall, and boat launch area. Also included are projects for a new roof and lighting at the Sports Complex.

Other funded projects include replacement of three tot lots, a waterless restroom at Cape Horn Park, trails at Krimgold, Leister, and Bark Hill Parks, and historical restoration of Union Mills Homestead waterwheel and flume. Funding for a playground, pavilion, and monument at Westminster Veterans Memorial Park is included in FY 21 and a trail in the northwest area of the County is planned for FY 25.

The FY 21 – 26 CIP continues to fund Self-Help projects. These projects are cooperative ventures between local community groups and the County and enable the County's Recreation Councils to identify projects to enhance park facilities countywide.

For additional information on Recreation and Parks projects, please refer to the individual project pages.

COMMUNITY INVESTMENT PLAN FOR FISCAL YEARS 2021 TO 2026

	2021	2022	2023	2024	2025	2026	Prior Allocation	Balance To Complete	Total Project Cost
RECREATION AND CULTURE									
Bark Hill Park Trail	\$0	\$0	\$0	\$0	\$0	\$312,000	\$0	\$0	\$312,000
Bear Branch Nature Center Pavilion Replacement	0	0	0	197,000	0	0	0	0	197,000
Cape Horn Park Waterless Restroom Replacement	0	0	0	0	0	294,000	0	0	294,000
Community Self-Help Projects	82,000	84,000	86,000	88,000	90,000	92,000	0	0	522,000
Deer Park Lighting Replacement	0	0	0	0	291,000	0	0	0	291,000
Deer Park Phase II	100,000	0	0	0	0	0	1,304,000	0	1,404,000
Gillis Falls Trail	467,000	0	0	0	0	0	0	0	467,000
Hashawha and Bear Branch Paving	0	0	552,000	0	0	0	0	0	552,000
Krimgold Park Phase II	400,000	0	0	0	0	0	0	0	400,000
Land Acquisition	307,000	340,000	358,000	365,000	376,000	387,000	0	0	2,133,000
Leister Park Phase II	0	191,000	0	0	0	0	0	0	191,000
Northwest Trail	0	0	0	0	1,100,000	0	0	0	1,100,000
Park Restoration	175,000	180,000	185,000	190,000	195,000	200,000	0	0	1,125,000
Piney Run Pavilion Replacement	0	0	0	181,000	0	0	0	0	181,000
Piney Run Pavilion Road Paving	0	213,000	0	0	0	0	0	0	213,000
Piney Run Paving	0	0	0	0	0	290,000	0	0	290,000
Piney Run Seawall and Launch Replacement	0	0	0	0	0	277,000	0	0	277,000
Sports Complex Building Roof	0	0	301,000	0	0	0	0	0	301,000
Sports Complex Lighting	280,000	0	525,000	0	0	0	683,000	0	1,488,000
Tot Lot Replacement	83,000	86,000	89,000	92,000	97,000	321,000	0	0	768,000
Town Fund	16,700	17,800	17,800	17,800	17,800	17,800	0	0	105,700
Union Mills Flume, Shaft, and Waterwheel Replacement	0	0	164,000	435,000	0	0	291,000	0	890,000
Westminster Veterans Memorial Park Phase I	300,000	0	0	0	0	0	2,303,596	0	2,603,596
RECREATION AND CULTURE TOTAL	\$2,210,700	\$1,111,800	\$2,277,800	\$1,565,800	\$2,166,800	\$2,190,800	\$4,581,596	\$0	\$16,105,296
SOURCES OF FUNDING:									
Transfer from General Fund	\$322,000	\$331,700	\$408,000	\$342,800	\$351,600	\$428,000	\$28,100	\$0	\$2,212,200
Reallocated GF Transfer	0	0	0	0	0	0	65,300	0	65,300
Bonds	0	0	164,000	435,000	0	0	275,168	0	874,168
Impact Fee - Parks	470,000	90,000	325,000	0	750,000	250,000	625,000	0	2,510,000
Reallocated Impact Fee - Parks	300,000	0	0	0	0	0	0	0	300,000
Program Open Space	1,118,700	690,100	1,380,800	788,000	1,065,200	1,512,800	2,438,028	0	8,993,628
Reallocated Program Open Space	0	0	0	0	0	0	1,054,000	0	1,054,000
State Miscellaneous Grants	0	0	0	0	0	0	96,000	0	96,000
RECREATION AND CULTURE	\$2,210,700	\$1,111,800	\$2,277,800	\$1,565,800	\$2,166,800	\$2,190,800	\$4,581,596	\$0	\$16,105,296

Bark Hill Park Trail

Commissioner District: 1

Ashleigh Smith, Management and Budget Analyst (410) 386-2082

Proj #

This project provides planned funding for approximately 22,800 square feet of new paved trail in Bark Hill Park, located on Peace N Plenty Road in Union Bridge.

Project is contingent on State funding.

Operating impacts will include maintenance beginning in FY 27.

	FY 21	FY 22	FY 23	FY 24	FY 25	FY 26	Prior Allocation	Balance to Complete	Total Project Cost
Engineering/Design						20,000			20,000
Land Acquisition									0
Site Work									0
Construction						277,000			277,000
Equipment/Furnishings						15,000			15,000
Other									0
EXPENDITURES									
TOTAL	0	0	0	0	0	312,000	0	0	312,000
SOURCES OF FUNDS									
Transfer from General Fund									0
Impact Fee - Parks						250,000			250,000
Program Open Space						62,000			62,000
Reallocated Program Open Space									0
PROJECTED OPERATING IMPACTS	0	0	0	0	0	0			0

Bear Branch Nature Center Pavilion Replacement

Commissioner District: 1

Ashleigh Smith, Management and Budget Analyst (410) 386-2082

Proj #

This project provides planned funding to replace the Bear Branch Nature Center pavilion, installed in 1991. Bear Branch is located at the Hashawha Environmental Center on John Owings Road, north of Westminster.

Project is contingent on State funding .

	FY 21	FY 22	FY 23	FY 24	FY 25	FY 26	Prior Allocation	Balance to Complete	Total Project Cost
Engineering/Design				12,000					12,000
Land Acquisition									0
Site Work									0
Construction									0
Equipment/Furnishings				176,000					176,000
Other				9,000					9,000
EXPENDITURES									
TOTAL	0	0	0	197,000	0	0	0	0	197,000
SOURCES OF FUNDS									
Transfer from General Fund				19,700					19,700
Impact Fee - Parks									0
Program Open Space				177,300					177,300
Reallocated Program Open Space									0
PROJECTED OPERATING IMPACTS	0	0	0	0	0	0			0

Cape Horn Park Waterless Restroom Replacement

Commissioner District: 2

Ashleigh Smith, Management and Budget Analyst (410) 386-2082

Proj #

This project provides planned funding to purchase and install a replacement waterless restroom at Cape Horn Park, located on Cape Horn Road in Hampstead.

Project is contingent on State funding.

	FY 21	FY 22	FY 23	FY 24	FY 25	FY 26	Prior Allocation	Balance to Complete	Total Project Cost
Engineering/Design						19,000			19,000
Land Acquisition									0
Site Work									0
Construction						261,000			261,000
Equipment/Furnishings									0
Other						14,000			14,000
EXPENDITURES									
TOTAL	0	0	0	0	0	294,000	0	0	294,000
SOURCES OF FUNDS									
Transfer from General Fund						29,400			29,400
Impact Fee - Parks									0
Program Open Space						264,600			264,600
Reallocated Program Open Space									0
PROJECTED OPERATING IMPACTS	0	0	0	0	0	0			0

Community Self-Help Projects

Ashleigh Smith, Management and Budget Analyst (410) 386-2082

9735

This project provides ongoing funding for the Self-Help program in an effort to create community interest and involvement in recreational facilities throughout Carroll County. It enables communities to accomplish recreational projects approved by the Recreation and Parks Advisory Board and Board of County Commissioners. Individual projects may not exceed \$25,000 and can receive up to 75% funding from Community Self-Help, up to 85% if it includes volunteer labor. The remaining cost of the project is provided by the community.

	FY 21	FY 22	FY 23	FY 24	FY 25	FY 26	Prior Allocation	Balance to Complete	Total Project Cost
Engineering/Design									0
Land Acquisition									0
Site Work									0
Construction	82,000	84,000	86,000	88,000	90,000	92,000			522,000
Equipment/Furnishings									0
Other									0
EXPENDITURES									
TOTAL	82,000	84,000	86,000	88,000	90,000	92,000	0	0	522,000
SOURCES OF FUNDS									
Transfer from General Fund	82,000	84,000	86,000	88,000	90,000	92,000			522,000
Impact Fee - Parks									0
Program Open Space									0
Reallocated Program Open Space									0
PROJECTED OPERATING IMPACTS	0	0	0	0	0	0			0

Deer Park Lighting Replacement

Commissioner District: 2

Ashleigh Smith, Management and Budget Analyst (410) 386-2082

Proj #

This project provides planned funding to upgrade the existing lights on a multipurpose field at Deer Park, located on Deer Park Road, south of Westminster.

Project is contingent on State funding.

Operating impacts will include reduced electricity consumption.

	FY 21	FY 22	FY 23	FY 24	FY 25	FY 26	Prior Allocation	Balance to Complete	Total Project Cost
Engineering/Design					18,000				18,000
Land Acquisition									0
Site Work									0
Construction					258,000				258,000
Equipment/Furnishings									0
Other					15,000				15,000
EXPENDITURES									
TOTAL	0	0	0	0	291,000	0	0	0	291,000
SOURCES OF FUNDS									
Transfer from General Fund					29,100				29,100
Reallocated GF Transfer									0
Program Open Space					261,900				261,900
Reallocated Program Open Space									0
PROJECTED OPERATING IMPACTS	0	0	0	0	0	(130)			

Deer Park Phase II

Commissioner District: 2

Ashleigh Smith, Management and Budget Analyst (410) 386-2082

8701

This project provides funding for the design, engineering, and construction of an 18.85 acre parcel addition to Deer Park. Included is an access road, parking, two multipurpose fields, and a walking trail.

	FY 21	FY 22	FY 23	FY 24	FY 25	FY 26	Prior Allocation	Balance to Complete	Total Project Cost
Engineering/Design							200,000		200,000
Land Acquisition							200,000		200,000
Site Work									0
Construction	100,000						904,000		1,004,000
Equipment/Furnishings									0
Other									0
EXPENDITURES									

TOTAL	100,000	0	0	0	0	0	1,304,000	0	1,404,000
--------------	----------------	----------	----------	----------	----------	----------	------------------	----------	------------------

SOURCES OF FUNDS									
Transfer from General Fund							25,000		25,000
Impact Fee - Parks	100,000						70,000		170,000
Program Open Space							155,000		155,000
Reallocated Program Open Space							1,054,000		1,054,000

PROJECTED OPERATING IMPACTS							
	0	22,500	23,175	23,870	24,590	25,330	

Gillis Falls Trail

Commissioner District: 4

Ashleigh Smith, Management and Budget Analyst (410) 386-2082

8847

This project provides funding to establish a 5,700 linear foot compacted-stone walking trail connecting Salt Box Park to Flag Marsh Road near the Carroll County Equestrian Center, located northeast of Mt. Airy. This section of trail will require a boardwalk in several areas and the installation of a pre-engineered bridge.

Project is contingent on State funding.

Operating impacts will include maintenance.

	FY 21	FY 22	FY 23	FY 24	FY 25	FY 26	Prior Allocation	Balance to Complete	Total Project Cost
Engineering/Design	30,000								30,000
Land Acquisition									0
Site Work									0
Construction	407,000								407,000
Equipment/Furnishings	30,000								30,000
Other									0
EXPENDITURES									
TOTAL	467,000	0	0	0	0	0	0	0	467,000
SOURCES OF FUNDS									
Transfer from General Fund	20,000								20,000
Impact Fee - Parks	200,000								200,000
Program Open Space	247,000								247,000
Reallocated Program Open Space									0
PROJECTED OPERATING IMPACTS	0	2,700	2,780	2,860	2,950	3,040			

Hashawha and Bear Branch Paving

Commissioner District: 1

Ashleigh Smith, Management and Budget Analyst (410) 386-2082

Proj #

This project provides planned funding for new paving and an overlay of approximately 150,000 square feet. The overlay will include the entrance and parking lot of the Bear Branch Nature Center, the entrance and parking lot of the Hashawha Environmental Center, and areas around the caretaker house, barn, shop, and lake. New paving will be added near the raptor cages.

Project is contingent on State funding.

	FY 21	FY 22	FY 23	FY 24	FY 25	FY 26	Prior Allocation	Balance to Complete	Total Project Cost
Engineering/Design			35,000						35,000
Land Acquisition									0
Site Work			490,000						490,000
Construction									0
Equipment/Furnishings									0
Other			27,000						27,000
EXPENDITURES									
TOTAL	0	0	552,000	0	0	0	0	0	552,000
SOURCES OF FUNDS									
Transfer from General Fund			55,200						55,200
Bonds									0
Impact Fee - Parks									0
Program Open Space			496,800						496,800
PROJECTED OPERATING IMPACTS	0	0	0	0	0	0			0

Krimgold Park Phase II

Commissioner District: 4

Ashleigh Smith, Management and Budget Analyst (410) 386-2082

8848

This project provides funding for new road, parking, and trail paving at Krimgold Park, located on Woodbine Road in Sykesville.

Project is contingent on State funding.

Operating impacts include maintenance.

	FY 21	FY 22	FY 23	FY 24	FY 25	FY 26	Prior Allocation	Balance to Complete	Total Project Cost
Engineering/Design	21,000								21,000
Land Acquisition									0
Site Work									0
Construction	360,000								360,000
Equipment/Furnishings									0
Other	19,000								19,000
EXPENDITURES									
TOTAL	400,000	0	0	0	0	0	0	0	400,000
SOURCES OF FUNDS									
Transfer from General Fund	10,000								10,000
Impact Fee - Parks	90,000								90,000
Program Open Space	300,000								300,000
Reallocated Program Open Space									0
PROJECTED OPERATING IMPACTS	0	2,700	2,781	2,864	2,950	3,040			

Land Acquisition

Ashleigh Smith, Management and Budget Analyst (410) 386-2082

8233

This project provides ongoing funding for the required 25% Program Open Space allocation for land acquisition projects. Projects must be consistent with the goals of the local Land Preservation Parks and Recreation Plan (LPPRP) and Program Open Space Annual Program. Funding is included in this project for future acquisitions and has not been allocated to specific projects.

Project is contingent on State funding.

	FY 21	FY 22	FY 23	FY 24	FY 25	FY 26	Prior Allocation	Balance to Complete	Total Project Cost
Engineering/Design									0
Land Acquisition	307,000	340,000	358,000	365,000	376,000	387,000			2,133,000
Site Work									0
Construction									0
Equipment/Furnishings									0
Other									0
EXPENDITURES									
TOTAL	307,000	340,000	358,000	365,000	376,000	387,000	0	0	2,133,000
SOURCES OF FUNDS									
Transfer from General Fund									0
Impact Fee - Parks									0
Program Open Space	307,000	340,000	358,000	365,000	376,000	387,000			2,133,000
Reallocated Program Open Space									0
PROJECTED OPERATING IMPACTS	0	0	0	0	0	0			0

Leister Park Phase II

Commissioner District: 2

Ashleigh Smith, Management and Budget Analyst (410) 386-2082

Proj #

This project provides planned funding to establish an additional 4,700 linear foot walking trail at Leister Park, located on Black Rock Road in Hampstead.

Project is contingent on State funding.

Operating impacts include maintenance.

	FY 21	FY 22	FY 23	FY 24	FY 25	FY 26	Prior Allocation	Balance to Complete	Total Project Cost
Engineering/Design		12,000							12,000
Land Acquisition									0
Site Work		171,000							171,000
Construction									0
Equipment/Furnishings									0
Other		8,000							8,000
EXPENDITURES									
TOTAL	0	191,000	0	0	0	0	0	0	191,000
SOURCES OF FUNDS									
Transfer from General Fund		20,000							20,000
Impact Fee - Parks		90,000							90,000
Program Open Space		81,000							81,000
Reallocated Program Open Space									0
PROJECTED OPERATING IMPACTS	0	0	2,700	2,781	2,864	2,950			

Northwest Trail

Commissioner District: 1

Ashleigh Smith, Management and Budget Analyst (410) 386-2082

Proj #

This project provides planned funding for the design and construction of a five-mile trail from Taneytown to the Pennsylvania state line.

Project is contingent on receiving State funding.

Operating impacts will include maintenance.

	FY 21	FY 22	FY 23	FY 24	FY 25	FY 26	Prior Allocation	Balance to Complete	Total Project Cost
Engineering/Design					70,000				70,000
Land Acquisition									0
Site Work									0
Construction					970,000				970,000
Equipment/Furnishings									0
Other					60,000				60,000
EXPENDITURES									
TOTAL	0	0	0	0	1,100,000	0	0	0	1,100,000
SOURCES OF FUNDS									
Transfer from General Fund					10,000				10,000
Impact Fee - Parks					750,000				750,000
Program Open Space					340,000				340,000
Reallocated Program Open Space									0
PROJECTED OPERATING IMPACTS	0	0	0	0	0	0			0

Park Restoration

Ashleigh Smith, Management and Budget Analyst (410) 386-2082

8232

This project provides ongoing funding for maintenance and renovation projects at County park sites. Listed below are planned projects:

- Bear Branch Nature Center Storage Building Roof Replacement
- Charles Carroll Pavilion
- Deer Park Baseball Backstop and Fencing
- Deer Park Storage/Concession Building Roof Replacement
- Freedom Park Walking Trail Overlay Phase II
- Hashawha Poolhouse Roof

	FY 21	FY 22	FY 23	FY 24	FY 25	FY 26	Prior Allocation	Balance to Complete	Total Project Cost
Engineering/Design									0
Land Acquisition									0
Site Work	175,000	180,000	185,000	190,000	195,000	200,000			1,125,000
Construction									0
Equipment/Furnishings									0
Other									0
EXPENDITURES									

TOTAL	175,000	180,000	185,000	190,000	195,000	200,000	0	0	1,125,000
--------------	----------------	----------------	----------------	----------------	----------------	----------------	----------	----------	------------------

SOURCES OF FUNDS									
Transfer from General Fund	175,000	180,000	185,000	190,000	195,000	200,000			1,125,000
Impact Fee - Parks									0
Program Open Space									0
Reallocated Program Open Space									0

PROJECTED OPERATING IMPACTS	0	0	0	0	0	0			0
------------------------------------	---	---	---	---	---	---	--	--	---

Piney Run Pavilion Replacement

Commissioner District: 4

Ashleigh Smith, Management and Budget Analyst (410) 386-2082

Proj #

This project provides planned funding to replace Piney Run Park Pavilion #3, installed in 1993. Piney Run Park is located on Martz Road in Sykesville.

Project is contingent on State funding.

	FY 21	FY 22	FY 23	FY 24	FY 25	FY 26	Prior Allocation	Balance to Complete	Total Project Cost
Engineering/Design									0
Land Acquisition									0
Site Work									0
Construction				172,000					172,000
Equipment/Furnishings									0
Other				9,000					9,000
EXPENDITURES									
TOTAL	0	0	0	181,000	0	0	0	0	181,000
SOURCES OF FUNDS									
Transfer from General Fund				18,100					18,100
Impact Fee - Parks									0
Program Open Space				162,900					162,900
Reallocated Program Open Space									0
PROJECTED OPERATING IMPACTS	0	0	0	0	0	0			0

Piney Run Pavilion Road Paving

Commissioner District: 4

Ashleigh Smith, Management and Budget Analyst (410) 386-2082

Proj #

This project provides planned funding for 22,500 square feet of paving for the entrance road, parking lot around the office building, and parking lot near Pavilions #4 and #6. Piney Run is located on Martz Road in Sykesville.

Project is contingent on State funding.

	FY 21	FY 22	FY 23	FY 24	FY 25	FY 26	Prior Allocation	Balance to Complete	Total Project Cost
Engineering/Design									0
Land Acquisition									0
Site Work		203,000							203,000
Construction									0
Equipment/Furnishings									0
Other		10,000							10,000
EXPENDITURES									
TOTAL	0	213,000	0	0	0	0	0	0	213,000
SOURCES OF FUNDS									
Transfer from General Fund		21,300							21,300
Impact Fee - Parks									0
Program Open Space		191,700							191,700
Reallocated Program Open Space									0
PROJECTED OPERATING IMPACTS	0	0	(1,000)	(1,030)	(1,061)	(1,093)			

Piney Run Paving

Commissioner District: 4

Ashleigh Smith, Management and Budget Analyst (410) 386-2082

Proj #

This project provides planned funding for 64,000 square feet of asphalt overlay at the park entrance and north parking lot. Piney Run Park is located on Martz Road in Sykesville.

Project is contingent on State funding.

	FY 21	FY 22	FY 23	FY 24	FY 25	FY 26	Prior Allocation	Balance to Complete	Total Project Cost
Engineering/Design						18,000			18,000
Land Acquisition									0
Site Work									0
Construction						258,000			258,000
Equipment/Furnishings									0
Other						14,000			14,000
EXPENDITURES									
TOTAL	0	0	0	0	0	290,000	0	0	290,000
SOURCES OF FUNDS									
Transfer from General Fund						29,000			29,000
Impact Fee - Parks									0
Program Open Space						261,000			261,000
Reallocated Program Open Space									0
PROJECTED OPERATING IMPACTS	0	0	0	0	0	0			0

Piney Run Seawall and Launch Replacement

Commissioner District: 4

Ashleigh Smith, Management and Budget Analyst (410) 386-2082

Proj #

This project provides planned funding to replace the aging wooden seawall and boat launch, located in Piney Run Park on Martz Road in Sykesville.

Project is contingent on State funding

	FY 21	FY 22	FY 23	FY 24	FY 25	FY 26	Prior Allocation	Balance to Complete	Total Project Cost
Engineering/Design						17,500			17,500
Land Acquisition									0
Site Work									0
Construction						246,000			246,000
Equipment/Furnishings									0
Other						13,500			13,500
EXPENDITURES									
TOTAL	0	0	0	0	0	277,000	0	0	277,000
SOURCES OF FUNDS									
Transfer from General Fund						27,700			27,700
Impact Fee - Parks									0
Program Open Space						249,300			249,300
Reallocated Program Open Space									0
PROJECTED OPERATING IMPACTS	0	0	0	0	0	0			0

Sports Complex Building Roof

Commissioner Districts: 1 and 3

Ashleigh Smith, Management and Budget Analyst (410) 386-2082

Proj #

This project provides planned funding for replacement of the roof on the building at the Carroll County Sports Complex, located on Route 97, north of Westminster. Project includes replacement of the existing shingle roof, installed in 1990, with a standing-seam metal roof.

Project is contingent on State funding.

	FY 21	FY 22	FY 23	FY 24	FY 25	FY 26	Prior Allocation	Balance to Complete	Total Project Cost
Engineering/Design									0
Land Acquisition									0
Site Work									0
Construction			287,000						287,000
Equipment/Furnishings									0
Other			14,000						14,000
EXPENDITURES									
TOTAL	0	0	301,000	0	0	0	0	0	301,000
SOURCES OF FUNDS									
Transfer from General Fund			30,100						30,100
Impact Fee - Parks									0
Program Open Space			270,900						270,900
Reallocated Program Open Space									0
PROJECTED OPERATING IMPACTS	0	0	0	0	0	0			0

Sports Complex Lighting

Commissioner Districts: 1 and 3

Ashleigh Smith, Management and Budget Analyst (410) 386-2082

8816

This project provides funding to upgrade the existing lights and add lighting fixtures to the fields at the Carroll County Sports Complex, located on Route 97, north of Westminster. Project includes replacement lights on ballfields #1, #2, and #3, new lights on multipurpose field #1, and new lights on ballfields #4 and #5.

Project is contingent on State funding.

Operating impacts include reduced electricity consumption with lighting upgrades, offset by increased electricity usage from the installation of new lighting fixtures.

	FY 21	FY 22	FY 23	FY 24	FY 25	FY 26	Prior Allocation	Balance to Complete	Total Project Cost
Engineering/Design	27,000		30,000				43,000		100,000
Land Acquisition									0
Site Work									0
Construction	240,000		470,000				608,000		1,318,000
Equipment/Furnishings									0
Other	13,000		25,000				32,000		70,000
EXPENDITURES									
TOTAL	280,000	0	525,000	0	0	0	683,000	0	1,488,000
SOURCES OF FUNDS									
Transfer from General Fund	10,000		25,000				3,000		38,000
Impact Fee - Parks	80,000		325,000						405,000
Program Open Space	190,000		175,000				614,700		979,700
Reallocated Program Open Space									0
PROJECTED OPERATING IMPACTS	(380)	(390)	3,090	3,300	3,400	3,500			

Tot Lot Replacement

Ashleigh Smith, Management and Budget Analyst (410) 386-2082

9925

This project provides ongoing funding to replace tot lots. The cost includes installation of the tot lot structure, border, and safety surfacing. Listed below are planned projects:

- Cape Horn Park
- Hashawha Environmental Center
- Double Pipe Creek Park
- Charles Carroll

Project is contingent on State funding.

	FY 21	FY 22	FY 23	FY 24	FY 25	FY 26	Prior Allocation	Balance to Complete	Total Project Cost
Engineering/Design									0
Land Acquisition									0
Site Work									0
Construction	83,000	86,000	89,000	92,000	97,000	321,000			768,000
Equipment/Furnishings									0
Other									0
EXPENDITURES									

TOTAL	83,000	86,000	89,000	92,000	97,000	321,000	0	0	768,000
--------------	---------------	---------------	---------------	---------------	---------------	----------------	----------	----------	----------------

SOURCES OF FUNDS									
Transfer from General Fund	8,300	8,600	8,900	9,200	9,700	32,100			76,800
Impact Fee - Parks									0
Program Open Space	74,700	77,400	80,100	82,800	87,300	288,900			691,200
Reallocated Program Open Space									0

PROJECTED OPERATING IMPACTS									
	0	0	0	0	0	0			0

Town Fund

Ashleigh Smith, Management and Budget Analyst (410) 386-2082

9736

This project provides ongoing funding to the eight towns within the County as a five percent match to Program Open Space (POS) projects. Every year since the early 1970s, the State has made POS funds available to the towns for development of municipal parks. Up to 90 percent of the cost of the municipal projects may be reimbursed through POS funding. The County contribution shown below is to cover five percent of the approved municipal projects. The remaining five percent, as well as any cost overruns, are the responsibility of the towns.

	FY 21	FY 22	FY 23	FY 24	FY 25	FY 26	Prior Allocation	Balance to Complete	Total Project Cost
Engineering/Design									0
Land Acquisition									0
Site Work									0
Construction	16,700	17,800	17,800	17,800	17,800	17,800			105,700
Equipment/Furnishings									0
Other									0
EXPENDITURES									
TOTAL	16,700	17,800	17,800	17,800	17,800	17,800	0	0	105,700
SOURCES OF FUNDS									
Transfer from General Fund	16,700	17,800	17,800	17,800	17,800	17,800			105,700
Impact Fee - Parks									0
Program Open Space									0
Reallocated Program Open Space									0
PROJECTED OPERATING IMPACTS	0	0	0	0	0	0			

Union Mills Flume, Shaft, and Waterwheel Replacement

Commissioner District: 1

Ashleigh Smith, Management and Budget Analyst (410) 386-2082

8776

This project provides planned funding to replace the flume, waterwheel, and waterwheel shaft at Union Mills Homestead, located on Route 97, north of Westminster.

	FY 21	FY 22	FY 23	FY 24	FY 25	FY 26	Prior Allocation	Balance to Complete	Total Project Cost
Engineering/Design			25,000	40,000			25,000		90,000
Land Acquisition									0
Site Work									0
Construction							140,000		140,000
Equipment/Furnishings			94,000	325,000			96,000		515,000
Other			45,000	70,000			30,000		145,000
EXPENDITURES									
TOTAL	0	0	164,000	435,000	0	0	291,000	0	890,000
SOURCES OF FUNDS									
Transfer from General Fund									0
Bonds			164,000	435,000			195,000		794,000
State									0
State Miscellaneous Grants							96,000		96,000
PROJECTED OPERATING IMPACTS	0	0	0	0	0	0			0

Westminster Veterans Memorial Park Phase I

District Location: 3

Ashleigh Smith, Management and Budget Analyst (410) 386-2082

8175

This project provides funding for Westminster Veterans Memorial Park, a 32-acre parcel in the Westminster area. Included is a playground, pavilion, walking trail, and parking areas.

Project is contingent on receiving State funding.

	FY 21	FY 22	FY 23	FY 24	FY 25	FY 26	Prior Allocation	Balance to Complete	Total Project Cost
Engineering/Design							200,000		200,000
Land Acquisition							1,207,596		1,207,596
Site Work									0
Construction	300,000						896,000		1,196,000
Equipment/Furnishings									0
Other									0
EXPENDITURES									

TOTAL	300,000	0	0	0	0	0	2,303,596	0	2,603,596
--------------	----------------	----------	----------	----------	----------	----------	------------------	----------	------------------

SOURCES OF FUNDS									
Transfer from General Fund							100		100
Bonds							80,168		80,168
Impact Fee - Parks							555,000		555,000
Reallocated Impact Fee - Parks	300,000								300,000
Program Open Space							1,668,328		1,668,328

PROJECTED OPERATING IMPACTS						
	0	22,500	23,175	23,870	24,590	25,330

GENERAL GOVERNMENT

Overview of General Government CIP

The General Government portion of the Community Investment Plan (CIP) addresses capital projects that do not specifically fit in one of the other five categories: Recreation and Parks, Public Works, Board of Education, Conservation and Open Space, and Enterprise Funds. General Government projects are typically related to Public Safety 911, Carroll Community College, Carroll County Public Library, Sheriff's Office, Board of Elections, Technology Services, Senior Centers, and other County facilities.

Funding is included in FY 21 to update, implement, and/or purchase voting equipment as required by the State Board of Elections.

Included in the FY 21 – 26 CIP is ongoing funding for technology improvements for County Government and Carroll County Public Library. Technology funding is included in FY 21 – 22 for Carroll Community College.

Funding is included in FY 21 for the Charles Carroll Gymnasium and Community Center project for gymnasium bleachers and road improvements.

Systemic improvements, replacements, and renovations for County facilities, including generators, roofs, HVAC components, and parking lots, are included in the FY 21 – 26 CIP. Additional funding is included in FY 23 for fire alarms, boiler, and chiller replacements at Carroll Community College. Included in FY 21 is funding for replacement of the Detention Center access system.

Additional phases to the Public Safety Training Center in FY 21 – 22 include parking lots, a multi-story burn building, an outdoor classroom, and training props. Ongoing funding is provided for Public Safety emergency communication radios, as well as for regional water supply infrastructure to support firefighting operations.

Construction of an Eldersburg precinct for the Sheriff's Office is included in FY 23 – 24.

For additional information on General Government projects, please refer to the individual project pages.

COMMUNITY INVESTMENT PLAN FOR FISCAL YEARS 2021 TO 2026

	2021	2022	2023	2024	2025	2026	Prior Allocation	Balance To Complete	Total Project Cost
GENERAL GOVERNMENT									
Carroll Community College Systemic Renovations	\$0	\$0	\$2,473,650	\$0	\$0	\$0	\$5,744,000	\$0	\$8,217,650
Carroll Community College Technology	350,000	350,000	0	0	0	0	1,050,000	0	1,750,000
Charles Carroll Gymnasium and Community Center	640,000	0	0	0	0	0	3,510,000	0	4,150,000
County Building Systemic Renovations	748,600	788,500	826,500	864,500	912,000	960,000	0	0	5,100,100
County Technology	1,265,400	1,307,580	1,368,000	1,368,000	1,558,000	1,600,000	0	0	8,466,980
Courthouse Annex Renovation	2,174	0	897,826	0	0	0	152,400	0	1,052,400
Detention Center Access System Replacement	400,000	0	0	0	0	0	0	0	400,000
Elections Voting Equipment	605,000	0	0	0	0	0	0	0	605,000
Fleet Lift Replacements	0	212,000	0	212,000	0	0	0	0	424,000
Generator Replacement	132,000	139,000	146,000	153,000	161,000	170,000	0	0	901,000
Library Technology	100,000	100,000	100,000	100,000	100,000	100,000	0	0	600,000
Parking Lot Overlays	279,000	322,000	367,000	436,000	222,000	233,000	0	0	1,859,000
Public Safety Emergency Communication Radios	824,000	849,000	785,000	891,000	927,000	956,000	0	0	5,232,000
Public Safety Regional Water Supply	132,300	139,000	146,000	153,000	160,000	168,000	0	0	898,300
Public Safety Training Center	1,000,000	1,000,000	0	0	0	0	5,300,000	0	7,300,000
Sheriff's Office - Eldersburg Precinct	0	0	650,000	6,500,000	0	0	0	0	7,150,000
GENERAL GOVERNMENT TOTAL	\$6,478,474	\$5,207,080	\$7,759,976	\$10,677,500	\$4,040,000	\$4,187,000	\$15,756,400	\$0	\$54,106,430
SOURCES OF FUNDING:									
Transfer from General Fund	\$3,352,925	\$2,928,580	\$2,620,000	\$2,795,000	\$2,807,000	\$2,889,000	\$1,050,000	\$0	\$18,442,505
Bonds	1,375,900	1,278,500	3,851,206	7,882,500	1,233,000	1,298,000	7,676,400	0	24,595,506
Reallocated Bonds	29,174	0	0	0	0	0	2,400,000	0	2,429,174
MD Higher Education Commission	0	0	1,288,770	0	0	0	2,980,000	0	4,268,770
State Miscellaneous Grants	1,250,000	1,000,000	0	0	0	0	1,650,000	0	3,900,000
GENERAL GOVERNMENT TOTAL	\$6,478,474	\$5,207,080	\$7,759,976	\$10,677,500	\$4,040,000	\$4,187,000	\$15,756,400	\$0	\$54,106,430

Carroll Community College Systemic Renovations

Commissioner District: 3

Chizuko M. Godwin, Management and Budget Analyst (410) 386-2082

8517

This project provides planned funding for systemic improvements and renovations to Carroll Community College facilities including building envelope restoration and fire alarm, boiler, and chiller replacements. It is anticipated the State will provide approximately half of the total funding for this project. The Prior Allocation is for design, restoration of the building envelope, and fire alarm replacement. Additional funding is included in FY 22 to replace the boiler and chiller.

	FY 21	FY 22	FY 23	FY 24	FY 25	FY 26	Prior Allocation	Balance to Complete	Total Project Cost
Engineering/Design							442,000		442,000
Land Acquisition									0
Site Work									0
Construction			2,473,650				5,302,000		7,775,650
Equipment/Furnishings									0
Other									0
EXPENDITURES									

TOTAL	0	0	2,473,650	0	0	0	5,744,000	0	8,217,650
--------------	----------	----------	------------------	----------	----------	----------	------------------	----------	------------------

SOURCES OF FUNDS									
Transfer from General Fund									0
Bonds			1,184,880				2,764,000		3,948,880
Reallocated Bonds									0
MD Higher Education Commission			1,288,770				2,980,000		4,268,770

PROJECTED OPERATING IMPACTS	0	0	0	0	0	0
------------------------------------	----------	----------	----------	----------	----------	----------

Carroll Community College Technology

Commissioner District: 3

Chizuko M. Godwin, Management and Budget Analyst (410) 386-2082

9782

This project provides funding for the systematic replacement of laboratory computers and classroom technology used at Carroll Community College. The Prior Allocation and funding in FY 21 – 22 are intended to match private funds raised by The Carroll Community College Foundation.

	FY 21	FY 22	FY 23	FY 24	FY 25	FY 26	Prior Allocation	Balance to Complete	Total Project Cost
Engineering/Design									0
Land Acquisition									0
Site Work									0
Construction									0
Equipment/Furnishings									0
Other	350,000	350,000					1,050,000		1,750,000
EXPENDITURES									
TOTAL	350,000	350,000	0	0	0	0	1,050,000	0	1,750,000
SOURCES OF FUNDS									
Transfer from General Fund	350,000	350,000					1,050,000		1,750,000
Reallocated GF Transfer									0
Bonds									0
Reallocated Bonds									0
PROJECTED OPERATING IMPACTS	0	0	0	0	0	0			0

Charles Carroll Gymnasium and Community Center

Commissioner District: 1

Taylor Hockensmith, Senior Management and Budget Analyst (410) 386-2082

8727

This project provides funding for the construction of a 13,680 square foot building to include a gymnasium and community center on the site formerly known as Charles Carroll Elementary, located on Littlestown Pike. The Prior Allocation provided for demolition of the original building and construction of a 12,000 square foot community center. Funding in FY 21 expands the building by 1,680 square feet to include bleachers in the gymnasium and provides funding for road improvements.

Operating impacts include insurance.

	FY 21	FY 22	FY 23	FY 24	FY 25	FY 26	Prior Allocation	Balance to Complete	Total Project Cost
Engineering/Design									0
Land Acquisition									0
Site Work							925,000		925,000
Construction	640,000						2,400,000		3,040,000
Equipment/Furnishings									0
Other							185,000		185,000
EXPENDITURES									

TOTAL	640,000	0	0	0	0	0	3,510,000	0	4,150,000
--------------	----------------	----------	----------	----------	----------	----------	------------------	----------	------------------

SOURCES OF FUNDS									
Transfer from General Fund									0
Bonds	390,000						1,110,000		1,500,000
Reallocated Bonds							2,400,000		2,400,000
State Miscellaneous Grants	250,000								250,000

PROJECTED OPERATING IMPACTS	FY 21	FY 22	FY 23	FY 24	FY 25	FY 26
	0	700	740	780	820	860

County Building Systemic Renovations

Taylor Hockensmith, Senior Management and Budget Analyst (410) 386-2082

9954

This project provides ongoing funding for systemic replacements and improvements to County facilities including roofing, heating, ventilation, and air conditioning systems. Listed below are planned projects:

- Kessler Building Roof
- County Office Building Air Handler Units
- County Office Building Roof
- Courthouse Annex Roof
- Citizen Services Building Elevator Replacement
- Westminster Library Cooling Tower
- Farm Museum Sewer Pump Replacement
- County Office Building Elevator Replacement
- Detention Center Water Lines
- Westminster Shelter Roof

During the FY 20 budget process, funding over FY 21 - 25 was reduced by 5% annually.

	FY 21	FY 22	FY 23	FY 24	FY 25	FY 26	Prior Allocation	Balance to Complete	Total Project Cost
Engineering/Design									0
Land Acquisition									0
Site Work									0
Construction	748,600	788,500	826,500	864,500	912,000	960,000			5,100,100
Equipment/Furnishings									0
Other									0
EXPENDITURES									

TOTAL	748,600	788,500	826,500	864,500	912,000	960,000	0	0	5,100,100
--------------	----------------	----------------	----------------	----------------	----------------	----------------	----------	----------	------------------

SOURCES OF FUNDS									
Transfer from General Fund									0
Reallocated GF Transfer									0
Bonds	748,600	788,500	826,500	864,500	912,000	960,000			5,100,100
Reallocated Bonds									0

PROJECTED OPERATING IMPACTS									
	0	0	0	0	0	0			0

County Technology

Chizuko M. Godwin, Management and Budget Analyst (410) 386-2082

9648

This project provides ongoing funding for systematic replacement of County information and communication systems including computers, servers, printers, network infrastructure, and security cameras. The County replaces user equipment, peripherals, and core IT infrastructure on a cyclical basis. Listed below are planned projects:

- Virtual Server and Back-Up System Upgrade/Replacement
- Switch Replacements
- Audio Video Suite and Court Smart Replacements for Circuit Court

During the FY 20 budget process, funding over FY 21 - 25 was reduced by 5% annually.

Operating impacts include maintenance costs and software support. The reduction in operating impacts in FY 21 and FY 22 is due to the purchase of a multi-year software and hardware maintenance contract associated with the Virtual Server upgrade/replacement.

	FY 21	FY 22	FY 23	FY 24	FY 25	FY 26	Prior Allocation	Balance to Complete	Total Project Cost
Engineering/Design									0
Land Acquisition									0
Site Work									0
Construction									0
Equipment/Furnishings	1,265,400	1,307,580	1,368,000	1,368,000	1,558,000	1,600,000			8,466,980
Other									0
EXPENDITURES									

TOTAL	1,265,400	1,307,580	1,368,000	1,368,000	1,558,000	1,600,000	0	0	8,466,980
--------------	------------------	------------------	------------------	------------------	------------------	------------------	----------	----------	------------------

SOURCES OF FUNDS									
Transfer from General Fund	794,925	1,307,580	1,368,000	1,368,000	1,558,000	1,600,000			7,996,505
Reallocated GF Transfer	470,475								470,475
Bonds									0
Reallocated Bonds									0

PROJECTED OPERATING IMPACTS							
	(35,300)	(36,400)	36,510	37,605	38,733	39,895	

Courthouse Annex Renovation

Commissioner District: 3

Chizuko M. Godwin, Management and Budget Analyst (410) 386-2082

8589

This project provides funding to renovate the Courthouse Annex office space currently occupied by the State's Attorney's Office. Funding is included to reconfigure the office space and renovate the bathrooms. The State's Attorney's Office will be moving to a new building to relieve overcrowding in the Courthouse Annex.

	FY 21	FY 22	FY 23	FY 24	FY 25	FY 26	Prior Allocation	Balance to Complete	Total Project Cost
Engineering/Design			132,000						132,000
Land Acquisition									0
Site Work									0
Construction			611,000				137,376		748,376
Equipment/Furnishings			85,000						85,000
Other	2,174		69,826				15,024		87,024
EXPENDITURES									
TOTAL	2,174	0	897,826	0	0	0	152,400	0	1,052,400
SOURCES OF FUNDS									
Transfer from General Fund									0
Reallocated GF Transfer									0
Bonds			897,826				152,400		1,050,226
Reallocated Bonds	2,174								2,174
PROJECTED OPERATING IMPACTS	0	0	0	0	0	0			0

Detention Center Access System Replacement

Commissioner District: 3

Chizuko M. Godwin, Management and Budget Analyst (410) 386-2082

8850

This project provides funding to replace the building access system at the Detention Center. Funding is included for licenses, cabling, and various IT components.

Operating impacts includes software licenses and maintenance agreements.

	FY 21	FY 22	FY 23	FY 24	FY 25	FY 26	Prior Allocation	Balance to Complete	Total Project Cost
Engineering/Design									0
Land Acquisition									0
Site Work									0
Construction									0
Equipment/Furnishings	400,000								400,000
Other									0
EXPENDITURES									
TOTAL	400,000	0	0	0	0	0	0	0	400,000
SOURCES OF FUNDS									
Transfer from General Fund	400,000								400,000
Reallocated GF Transfer									0
Reallocated Property Tax									0
Bonds									0
PROJECTED OPERATING IMPACTS	30,000	37,900	39,040	40,210	41,420	42,660			

Elections Voting Equipment

Heidi K. Pepin, Management and Budget Project Coordinator (410) 386-2082

8849

This project provides funding to update, implement, and/or purchase voting equipment as required by the State Board of Elections. The scope of this project will be determined as the State moves forward with voting equipment selection and additional funding may be needed.

Operating impacts may include maintenance costs and software and hardware support and will be determined as the project scope is defined.

	FY 21	FY 22	FY 23	FY 24	FY 25	FY 26	Prior Allocation	Balance to Complete	Total Project Cost
Engineering/Design									0
Land Acquisition									0
Site Work									0
Construction									0
Equipment/Furnishings	605,000								605,000
Other									0
EXPENDITURES									
TOTAL	605,000	0	0	0	0	0	0	0	605,000
SOURCES OF FUNDS									
Transfer from General Fund	605,000								605,000
Reallocated GF Transfer									0
Local Income Tax									0
Reallocated Local Income Tax									0
PROJECTED OPERATING IMPACTS	0	0	0	0	0	0			0

Fleet Lift Replacements

Commissioner District: 3

Stephanie R. Krome, Senior Management and Budget Analyst (410) 386-2082

9956

This project provides ongoing funding to continue the replacement of aging vehicle lifts at the Maintenance Center. There are nine lifts in total, five aboveground and four belowground. Planned for replacement are belowground lifts originally installed over ten years ago. Additional lifts are scheduled for replacement outside of the six-year plan.

	FY 21	FY 22	FY 23	FY 24	FY 25	FY 26	Prior Allocation	Balance to Complete	Total Project Cost
Engineering/Design									0
Land Acquisition									0
Site Work									0
Construction									0
Equipment/Furnishings		212,000		212,000					424,000
Other									0
EXPENDITURES									
TOTAL	0	212,000	0	212,000	0	0	0	0	424,000
SOURCES OF FUNDS									
Transfer from General Fund									0
Reallocated GF Transfer									0
Bonds		212,000		212,000					424,000
Reallocated Bonds									0
PROJECTED OPERATING IMPACTS	0	0	0	0	0	0			0

Generator Replacement

Taylor Hockensmith, Senior Management and Budget Analyst (410) 386-2082

8778

This project provides ongoing funding to replace aging generators at County facilities. Listed below are planned projects:

- Gorsuch Road Tower Site (2)
- CCC A Building
- CCC T Building
- Courthouse Annex
- Cherrytown Road Tower Site
- Louisville Road Tower Site
- Harvey Gummel Road Tower Site
- Taylorsville Tower Site
- County Office Building

	FY 21	FY 22	FY 23	FY 24	FY 25	FY 26	Prior Allocation	Balance to Complete	Total Project Cost
Engineering/Design									0
Land Acquisition									0
Site Work									0
Construction									0
Equipment/Furnishings	132,000	139,000	146,000	153,000	161,000	170,000			901,000
Other									0
EXPENDITURES									

TOTAL	132,000	139,000	146,000	153,000	161,000	170,000	0	0	901,000
--------------	----------------	----------------	----------------	----------------	----------------	----------------	----------	----------	----------------

SOURCES OF FUNDS									
Transfer from General Fund									0
Reallocated GF Transfer									0
Bonds	105,000	139,000	146,000	153,000	161,000	170,000			874,000
Reallocated Bonds	27,000								27,000

PROJECTED OPERATING IMPACTS									
	0	0	0	0	0	0			0

Library Technology

Ashleigh Smith, Management and Budget Analyst (410) 386-2082

9822

This project provides ongoing funding for the systematic replacement of computer equipment, network devices, and printers at Carroll County Public Libraries.

	FY 21	FY 22	FY 23	FY 24	FY 25	FY 26	Prior Allocation	Balance to Complete	Total Project Cost
Engineering/Design									0
Land Acquisition									0
Site Work									0
Construction									0
Equipment/Furnishings	100,000	100,000	100,000	100,000	100,000	100,000			600,000
Other									0
EXPENDITURES									
TOTAL	100,000	100,000	100,000	100,000	100,000	100,000	0	0	600,000
SOURCES OF FUNDS									
Transfer from General Fund	100,000	100,000	100,000	100,000	100,000	100,000			600,000
Reallocated GF Transfer									0
Local Income Tax									0
Reallocated Local Income Tax									0
PROJECTED OPERATING IMPACTS	0	0	0	0	0	0			0

Parking Lot Overlays

Taylor Hockensmith, Senior Management and Budget Analyst (410) 386-2082

9921

This project provides ongoing funding to overlay parking lots at County facilities. Listed below are planned projects:

- Deer Park
- Courthouse Annex
- Sandymount Park
- Farm Museum
- County Office Building Upper Lot
- Kessler Building
- Public Safety Training Center
- Union Mills
- Ascension Church

Funding increases in FY 21 - 24 due to projected additional Highway User Revenue applied to the Pavement Management capital project, making General Fund dollars available for use on this project.

	FY 21	FY 22	FY 23	FY 24	FY 25	FY 26	Prior Allocation	Balance to Complete	Total Project Cost
Engineering/Design									0
Land Acquisition									0
Site Work									0
Construction	279,000	322,000	367,000	436,000	222,000	233,000			1,859,000
Equipment/Furnishings									0
Other									0
EXPENDITURES									

TOTAL	279,000	322,000	367,000	436,000	222,000	233,000	0	0	1,859,000
--------------	----------------	----------------	----------------	----------------	----------------	----------------	----------	----------	------------------

SOURCES OF FUNDS									
Transfer from General Fund	279,000	322,000	367,000	436,000	222,000	233,000			1,859,000
Reallocated GF Transfer									0
Local Income Tax									0
Reallocated Local Income Tax									0

PROJECTED OPERATING IMPACTS									
	0	0	0	0	0	0			0

Public Safety Emergency Communication Radios

Taylor Hockensmith, Senior Management and Budget Analyst (410) 386-2082

8819

This project provides ongoing funding for the systematic replacement of mobile and portable radios used by police, fire, ambulance, and other government agencies. Funding reduces in FY 23 due to Sheriff's Office and EMS/Fire Department mobiles replaced through the operating budget.

	FY 21	FY 22	FY 23	FY 24	FY 25	FY 26	Prior Allocation	Balance to Complete	Total Project Cost
Engineering/Design									0
Land Acquisition									0
Site Work									0
Construction	824,000	849,000	785,000	891,000	927,000	956,000			5,232,000
Equipment/Furnishings									0
Other									0
EXPENDITURES									
TOTAL	824,000	849,000	785,000	891,000	927,000	956,000	0	0	5,232,000
SOURCES OF FUNDS									
Transfer from General Fund	824,000	849,000	785,000	891,000	927,000	956,000			5,232,000
Reallocated GF Transfer									0
Local Income Tax									0
Reallocated Local Income Tax									0
PROJECTED OPERATING IMPACTS	0	0	0	0	0	0			0

Public Safety Regional Water Supply

Taylor Hockensmith, Senior Management and Budget Analyst (410) 386-2082

9022

This project provides ongoing funding for the installation of water tanks and dry hydrants throughout the County. Water tanks provide a 30,000 gallon source of water to support firefighting operations. Dry hydrants use sources, such as streams and ponds, to access water for use in firefighting activities in areas that are otherwise without a readily accessible supply of water.

	FY 21	FY 22	FY 23	FY 24	FY 25	FY 26	Prior Allocation	Balance to Complete	Total Project Cost
Engineering/Design									0
Land Acquisition									0
Site Work									0
Construction	132,300	139,000	146,000	153,000	160,000	168,000			898,300
Equipment/Furnishings									0
Other									0
EXPENDITURES									
TOTAL	132,300	139,000	146,000	153,000	160,000	168,000	0	0	898,300
SOURCES OF FUNDS									
Transfer from General Fund									0
Reallocated GF Transfer									0
Bonds	132,300	139,000	146,000	153,000	160,000	168,000			898,300
Reallocated Bonds									0
PROJECTED OPERATING IMPACTS	0	0	0	0	0	0			0

Public Safety Training Center

Commissioner District: 3

Taylor Hockensmith, Senior Management and Budget Analyst (410) 386-2082

8166

This project provides funding for additional phases to the Public Safety Training Center, located on Kate Wagner Road in Westminster. The Training Center is used by emergency services and law enforcement personnel. Listed below are planned projects:

- Lower Level Parking Lot
- Upper Level Parking Lot
- Class A Burn Building
- Utility Distribution Lines for props and planned burn building
- Training Props for drills with hazardous materials and vehicle extrication
- Outdoor Classroom

Operating impacts include insurance and gas for props and electricity to light parking lots.

	FY 21	FY 22	FY 23	FY 24	FY 25	FY 26	Prior Allocation	Balance to Complete	Total Project Cost
Engineering/Design							867,000		867,000
Land Acquisition									0
Site Work									0
Construction	1,000,000	1,000,000					4,433,000		6,433,000
Equipment/Furnishings									0
Other									0
EXPENDITURES									

TOTAL	1,000,000	1,000,000	0	0	0	0	5,300,000	0	7,300,000
--------------	------------------	------------------	----------	----------	----------	----------	------------------	----------	------------------

SOURCES OF FUNDS									
Bonds							3,650,000		3,650,000
Reallocated Bonds									0
State									0
State Miscellaneous Grants	1,000,000	1,000,000					1,650,000		3,650,000

PROJECTED OPERATING IMPACTS							
	0	11,000	11,350	11,710	12,080	12,460	

Sheriff's Office - Eldersburg Precinct

Commissioner District: 5

Heidi K. Pepin, Management and Budget Project Coordinator (410) 386-2082

Proj #

This project provides planned funding for construction of an 11,000 square foot Sheriff's Office precinct, located on West Hemlock Drive in Eldersburg.

Operating impacts, beginning in FY 25, include three administrative positions, utilities, insurance, trash removal, janitorial services, etc. , and a reduction in rent in FY 26.

	FY 21	FY 22	FY 23	FY 24	FY 25	FY 26	Prior Allocation	Balance to Complete	Total Project Cost
Engineering/Design			650,000						650,000
Land Acquisition									0
Site Work									0
Construction				6,500,000					6,500,000
Equipment/Furnishings									0
Other									0
EXPENDITURES									
TOTAL	0	0	650,000	6,500,000	0	0	0	0	7,150,000
SOURCES OF FUNDS									
Transfer from General Fund									0
Reallocated GF Transfer									0
Local Income Tax									0
Bonds			650,000	6,500,000					7,150,000
PROJECTED OPERATING IMPACTS	0	0	0	0	251,840	205,400			

ENTERPRISE FUNDS

Overview of Enterprise Funds CIP

Enterprise Funds are used to account for operations that are funded and operated in a manner similar to private businesses. Carroll County has six enterprise funds: Carroll County Regional Airport, Fiber Network, Hap Baker Firearms Facility, Septage, Solid Waste, and Utilities (Water and Sewer). There are no projects for the Firearms Facility, Septage, or Solid Waste Enterprise Funds.

Airport

The Maryland Aviation Association reduced their anticipated funding for the Airport Runway Extension project by \$0.4M and Carroll County Regional Airport revenues will be used to pay for the difference. Funding of \$0.2M is included to replace and relocate the Automated Weather Observing System.

Fiber Network

Included is planned funding of \$1.0M in FY 22 for Carroll County Public Network (CCPN) equipment replacement.

Utilities

The Bureau of Utilities operates Freedom Sewer, Freedom Water, Hampstead Sewer, and several other small water and sewer systems. Projects can generally be divided into those intended to improve the existing system, such as rehabilitation projects to reduce inflow and infiltration, and those intended to provide for increased demand. Included in the FY 21 – 26 CIP is \$16.6M for water and sewer line upgrades in the Town of Sykesville, \$2.9M for sewer line repairs, and \$4.2M for water line repairs.

For additional information on these or other Enterprise Fund projects, please refer to the individual project pages.

COMMUNITY INVESTMENT PLAN FOR FISCAL YEARS 2021 TO 2026

	2021	2022	2023	2024	2025	2026	Prior Allocation	Balance To Complete	Total Project Cost
AIRPORT ENTERPRISE FUND									
Airport Runway Extension	\$0	\$0	\$0	\$0	\$0	\$0	\$82,601,525	\$0	\$82,601,525
Automated Weather Observing System (AWOS)	200,000	0	0	0	0	0	0	0	200,000
Grounds and Maintenance Equipment	52,000	36,000	36,000	36,000	36,000	36,000	0	0	232,000
AIRPORT ENTERPRISE FUND TOTAL	\$252,000	\$36,000	\$36,000	\$36,000	\$36,000	\$36,000	\$82,601,525	\$0	\$83,033,525
SOURCES OF FUNDING:									
Transfer from General Fund	\$16,000	\$16,000	\$16,000	\$16,000	\$16,000	\$16,000	\$1,720,676	\$0	\$1,816,676
Bonds	396,850	0	0	0	0	0	2,400,000	0	2,796,850
Enterprise Fund - Airport	66,000	0	0	0	0	0	0	0	66,000
MD Aviation Administration	(246,850)	0	0	0	0	0	4,130,572	0	3,883,722
Federal Aviation Administration	20,000	20,000	20,000	20,000	20,000	20,000	74,350,277	0	74,470,277
AIRPORT ENTERPRISE FUND	\$252,000	\$36,000	\$36,000	\$36,000	\$36,000	\$36,000	\$82,601,525	\$0	\$83,033,525

COMMUNITY INVESTMENT PLAN FOR FISCAL YEARS 2021 TO 2026

	2021	2022	2023	2024	2025	2026	Prior Allocation	Balance To Complete	Total Project Cost
FIBER NETWORK ENTERPRISE FUND									
CCPN Equipment Replacement	\$0	\$1,022,680	\$0	\$0	\$0	\$0	\$0	\$0	\$1,022,680
FIBER NETWORK ENTERPRISE FUND TOTAL	\$0	\$1,022,680	\$0	\$0	\$0	\$0	\$0	\$0	\$1,022,680
SOURCES OF FUNDING:									
Transfer from General Fund	\$0	\$1,022,680	\$0	\$0	\$0	\$0	\$0	\$0	\$1,022,680
FIBER NETWORK ENTERPRISE FUND	\$0	\$1,022,680	\$0	\$0	\$0	\$0	\$0	\$0	\$1,022,680

COMMUNITY INVESTMENT PLAN FOR FISCAL YEARS 2021 TO 2026

	2021	2022	2023	2024	2025	2026	Prior Allocation	Balance To Complete	Total Project Cost
UTILITIES ENTERPRISE FUND									
County Sewer Line Rehabilitation and Replacement	\$481,000	\$481,000	\$481,000	\$481,000	\$481,000	\$481,000	\$0	\$0	\$2,886,000
County Water Line Rehabilitation and Replacement	759,000	798,000	837,000	879,000	923,000	0	726,000	0	4,922,000
Freedom Water Treatment Plant Equipment Replacement	500,000	103,490	0	0	0	0	0	0	603,490
Freedom Wells and Connections	344,000	975,000	0	0	0	0	1,079,000	0	2,398,000
Freedom WTP Membrane Replacement	206,000	206,000	206,000	206,000	206,000	206,000	1,287,250	0	2,523,250
Hampstead WWTP Effluent Line	1,000,000	0	0	0	0	0	1,968,000	0	2,968,000
Hydrant Replacements	100,000	0	0	0	0	0	1,952,350	0	2,052,350
North Pump Station	0	0	0	0	0	0	2,340,000	0	2,340,000
Patapsco Valley Pump Station Upgrade	0	0	0	305,000	2,210,000	0	0	0	2,515,000
Pleasant Valley WWTP Rehabilitation	1,000,000	0	0	0	0	0	0	0	1,000,000
Runnymede Wastewater Treatment Facility Rehabilitation	0	44,000	297,000	0	0	0	28,000	0	369,000
Sewer Grinder Installation and Rehabilitation	60,500	0	0	0	0	0	121,000	0	181,500
Sewer Manhole Rehabilitation	83,000	87,000	91,000	96,000	99,000	102,000	2,234,200	0	2,792,200
Shiloh Pump Station Expansion	0	0	220,000	1,455,000	0	0	0	0	1,675,000
South Carroll Wastewater Treatment Facility Rehabilitation	495,000	0	0	0	0	0	163,000	0	658,000
Standby Generator Replacement	144,000	37,000	33,000	0	0	0	403,550	0	617,550
Sykesville Pump Station Expansion	0	0	290,000	2,086,200	0	0	0	0	2,376,200
Tank Rehabilitation and Replacement	565,000	565,000	565,000	565,000	565,000	565,000	2,933,032	0	6,323,032
Town of Sykesville Main Street Water and Sewer Upgrades	3,180,000	3,018,156	0	0	0	0	1,965,000	0	8,163,156
Town of Sykesville Water and Sewer Upgrades	900,000	1,475,000	8,043,902	0	0	0	0	0	10,418,902
Warfield Complex	364,500	0	0	0	0	0	335,500	0	700,000
Water Main Loops	440,000	440,000	440,000	440,000	440,000	440,000	1,337,872	0	3,977,872
Water Main Valve Replacement	357,000	357,000	357,000	357,000	357,000	358,642	1,682,700	0	3,826,342
Water Meters	649,000	671,000	687,500	709,500	731,000	753,000	5,722,629	0	9,923,629
Water Service Line Replacement	295,900	310,800	326,700	342,600	352,000	90,000	1,767,500	0	3,485,500
Winfield Pump Station Rehabilitation	0	400,000	0	0	0	0	0	0	400,000
UTILITIES ENTERPRISE FUND TOTAL	\$11,923,900	\$9,968,446	\$12,875,102	\$7,922,300	\$6,364,000	\$2,995,642	\$28,046,583	\$0	\$80,095,973
SOURCES OF FUNDING:									
Transfer from General Fund	\$495,000	\$444,000	\$297,000	\$0	\$0	\$0	\$191,000	\$0	\$1,427,000
Transfer from IDA	416,000	0	0	0	0	0	300,000	0	716,000
Utilities Maintenance Fee	4,544,000	5,729,156	9,296,402	1,274,500	1,296,000	1,318,000	4,438,334	0	27,896,392
Utilities Sewer User Fees	2,098,240	605,000	1,115,000	4,270,700	1,685,000	583,000	7,602,243	0	17,959,183
Reallocated Utilities Sewer User Fees	0	0	0	0	0	0	17,257	0	17,257
Utilities Water User Fees	3,639,660	3,190,290	2,166,700	2,224,600	2,278,000	1,094,642	15,299,127	0	29,893,019
Reallocated Utilities Water User Fees	231,000	0	0	0	0	0	0	0	231,000
Area Connection Charges	0	0	0	152,500	1,105,000	0	198,622	0	1,456,122
State	500,000	0	0	0	0	0	0	0	500,000
UTILITIES ENTERPRISE FUND	\$11,923,900	\$9,968,446	\$12,875,102	\$7,922,300	\$6,364,000	\$2,995,642	\$28,046,583	\$0	\$80,095,973

Community Investment Plan - Schedule of Reappropriations

Fiscal Year 2021

Reappropriations are a transfer of funds. They may occur when there are unspent budgeted funds from a completed or cancelled project, or when there is an unallocated project that holds funds for future use.

Enterprise Funds

From	Project	To	Source/Amount		
			Current	Bonds	Other
6452 Raincliffe Water Treatment Plant	6462 Freedom Water Treatment Plant Equipment Replacement		\$231,000.00	\$0.00	\$0.00
	Total		\$231,000.00	\$0.00	\$0.00

AIRPORT
ENTERPRISE FUND

COMMUNITY INVESTMENT PLAN FOR FISCAL YEARS 2021 TO 2026

	2021	2022	2023	2024	2025	2026	Prior Allocation	Balance To Complete	Total Project Cost
AIRPORT ENTERPRISE FUND									
Airport Runway Extension	\$0	\$0	\$0	\$0	\$0	\$0	\$82,601,525	\$0	\$82,601,525
Automated Weather Observing System (AWOS)	200,000	0	0	0	0	0	0	0	200,000
Grounds and Maintenance Equipment	52,000	36,000	36,000	36,000	36,000	36,000	0	0	232,000
AIRPORT ENTERPRISE FUND TOTAL	\$252,000	\$36,000	\$36,000	\$36,000	\$36,000	\$36,000	\$82,601,525	\$0	\$83,033,525
SOURCES OF FUNDING:									
Transfer from General Fund	\$16,000	\$16,000	\$16,000	\$16,000	\$16,000	\$16,000	\$1,720,676	\$0	\$1,816,676
Bonds	396,850	0	0	0	0	0	2,400,000	0	2,796,850
Enterprise Fund - Airport	66,000	0	0	0	0	0	0	0	66,000
MD Aviation Administration	(246,850)	0	0	0	0	0	4,130,572	0	3,883,722
Federal Aviation Administration	20,000	20,000	20,000	20,000	20,000	20,000	74,350,277	0	74,470,277
AIRPORT ENTERPRISE FUND	\$252,000	\$36,000	\$36,000	\$36,000	\$36,000	\$36,000	\$82,601,525	\$0	\$83,033,525

Airport Runway Extension

Commissioner District: 3

Stephanie R. Krome, Senior Management and Budget Analyst (410) 386-2082

6821

This project provides funding to extend the current 5,100 foot runway to 5,400 feet and widen and extend taxiways. The runway will be moved approximately 400 feet from its current location.

The Maryland Aviation Association reduced their anticipated funding for the Airport Runway Extension project by \$0.4M and due to this change, Carroll County Regional Airport revenues will provide the difference.

	FY 21	FY 22	FY 23	FY 24	FY 25	FY 26	Prior Allocation	Balance to Complete	Total Project Cost
Engineering/Design									0
Land Acquisition									0
Site Work									0
Construction							82,601,525		82,601,525
Equipment/Furnishings									0
Other									0
EXPENDITURES									

TOTAL	0	0	0	0	0	0	82,601,525	0	82,601,525
--------------	----------	----------	----------	----------	----------	----------	-------------------	----------	-------------------

SOURCES OF FUNDS									
Transfer from General Fund							1,720,676		1,720,676
Bonds	396,850						2,400,000		2,796,850
Enterprise Fund - Airport									0
MD Aviation Administration	(396,850)						4,130,572		3,733,722
Federal Aviation Administration							74,350,277		74,350,277

PROJECTED OPERATING IMPACTS									
	0	0	0	0	0	0			0

Automated Weather Observing System (AWOS)

Commissioner District: 3

Stephanie R. Krome, Senior Management and Budget Analyst (410) 386-2082

6828

This project provides funding to replace the existing Automated Weather Observing System (AWOS) at the Carroll County Regional Airport, last upgraded in FY 04.

	FY 21	FY 22	FY 23	FY 24	FY 25	FY 26	Prior Allocation	Balance to Complete	Total Project Cost
Engineering/Design									0
Land Acquisition									0
Site Work									0
Construction									0
Equipment/Furnishings	200,000								200,000
Other									0
EXPENDITURES									
TOTAL	200,000	0	0	0	0	0	0	0	200,000
SOURCES OF FUNDS									
Enterprise Fund - Airport	50,000								50,000
Reallocated Airport Enterprise Fund									0
MD Aviation Administration	150,000								150,000
Federal Aviation Administration									0
PROJECTED OPERATING IMPACTS	0	0	0	0	0	0			

Grounds and Maintenance Equipment

Commissioner District: 3

Stephanie R. Krome, Senior Management and Budget Analyst (410) 386-2082

6818

This project provides ongoing funding for grounds and maintenance equipment at the Carroll County Regional Airport, located off Route 97 in Westminster. The Federal Aviation Administration (FAA) has approved County use of rental revenues collected from properties that were jointly purchased by the Airport and the FAA.

	FY 21	FY 22	FY 23	FY 24	FY 25	FY 26	Prior Allocation	Balance to Complete	Total Project Cost
Engineering/Design									0
Land Acquisition									0
Site Work									0
Construction									0
Equipment/Furnishings	52,000	36,000	36,000	36,000	36,000	36,000			232,000
Other									0
EXPENDITURES									
TOTAL	52,000	36,000	36,000	36,000	36,000	36,000	0	0	232,000
SOURCES OF FUNDS									
Transfer from General Fund	16,000	16,000	16,000	16,000	16,000	16,000			96,000
Enterprise Fund - Airport	16,000								16,000
MD Aviation Administration									0
Federal Aviation Administration	20,000	20,000	20,000	20,000	20,000	20,000			120,000
PROJECTED OPERATING IMPACTS	0	0	0	0	0	0			0

FIBER NETWORK
ENTERPRISE FUND

COMMUNITY INVESTMENT PLAN FOR FISCAL YEARS 2021 TO 2026

	2021	2022	2023	2024	2025	2026	Prior Allocation	Balance To Complete	Total Project Cost
FIBER NETWORK ENTERPRISE FUND									
CCPN Equipment Replacement	\$0	\$1,022,680	\$0	\$0	\$0	\$0	\$0	\$0	\$1,022,680
FIBER NETWORK ENTERPRISE FUND TOTAL	\$0	\$1,022,680	\$0	\$0	\$0	\$0	\$0	\$0	\$1,022,680
SOURCES OF FUNDING:									
Transfer from General Fund	\$0	\$1,022,680	\$0	\$0	\$0	\$0	\$0	\$0	\$1,022,680
FIBER NETWORK ENTERPRISE FUND	\$0	\$1,022,680	\$0	\$0	\$0	\$0	\$0	\$0	\$1,022,680

CCPN Equipment Replacement

Chizuko M. Godwin, Management and Budget Analyst (410) 386-2082

6602

This project provides planned funding for the replacement of equipment installed in FY 15 for the Carroll County Public Network (CCPN).

Operating impacts include hardware maintenance agreements.

	FY 21	FY 22	FY 23	FY 24	FY 25	FY 26	Prior Allocation	Balance to Complete	Total Project Cost
Engineering/Design									0
Land Acquisition									0
Site Work									0
Construction									0
Equipment/Furnishings		1,022,680							1,022,680
Other									0
EXPENDITURES									
TOTAL	0	1,022,680	0	0	0	0	0	0	1,022,680
SOURCES OF FUNDS									
Transfer from General Fund		1,022,680							1,022,680
Reallocated GF Transfer									0
Bonds									0
Enterprise Fund - Fiber									0
PROJECTED OPERATING IMPACTS	0	0	0	90,000	94,500	99,225			

UTILITIES
ENTERPRISE FUND

COMMUNITY INVESTMENT PLAN FOR FISCAL YEARS 2021 TO 2026

	2021	2022	2023	2024	2025	2026	Prior Allocation	Balance To Complete	Total Project Cost
UTILITIES ENTERPRISE FUND									
County Sewer Line Rehabilitation and Replacement	\$481,000	\$481,000	\$481,000	\$481,000	\$481,000	\$481,000	\$0	\$0	\$2,886,000
County Water Line Rehabilitation and Replacement	759,000	798,000	837,000	879,000	923,000	0	726,000	0	4,922,000
Freedom Water Treatment Plant Equipment Replacement	500,000	103,490	0	0	0	0	0	0	603,490
Freedom Wells and Connections	344,000	975,000	0	0	0	0	1,079,000	0	2,398,000
Freedom WTP Membrane Replacement	206,000	206,000	206,000	206,000	206,000	206,000	1,287,250	0	2,523,250
Hampstead WWTP Effluent Line	1,000,000	0	0	0	0	0	1,968,000	0	2,968,000
Hydrant Replacements	100,000	0	0	0	0	0	1,952,350	0	2,052,350
North Pump Station	0	0	0	0	0	0	2,340,000	0	2,340,000
Patapsco Valley Pump Station Upgrade	0	0	0	305,000	2,210,000	0	0	0	2,515,000
Pleasant Valley WWTP Rehabilitation	1,000,000	0	0	0	0	0	0	0	1,000,000
Runnymede Wastewater Treatment Facility Rehabilitation	0	44,000	297,000	0	0	0	28,000	0	369,000
Sewer Grinder Installation and Rehabilitation	60,500	0	0	0	0	0	121,000	0	181,500
Sewer Manhole Rehabilitation	83,000	87,000	91,000	96,000	99,000	102,000	2,234,200	0	2,792,200
Shiloh Pump Station Expansion	0	0	220,000	1,455,000	0	0	0	0	1,675,000
South Carroll Wastewater Treatment Facility Rehabilitation	495,000	0	0	0	0	0	163,000	0	658,000
Standby Generator Replacement	144,000	37,000	33,000	0	0	0	403,550	0	617,550
Sykesville Pump Station Expansion	0	0	290,000	2,086,200	0	0	0	0	2,376,200
Tank Rehabilitation and Replacement	565,000	565,000	565,000	565,000	565,000	565,000	2,933,032	0	6,323,032
Town of Sykesville Main Street Water and Sewer Upgrades	3,180,000	3,018,156	0	0	0	0	1,965,000	0	8,163,156
Town of Sykesville Water and Sewer Upgrades	900,000	1,475,000	8,043,902	0	0	0	0	0	10,418,902
Warfield Complex	364,500	0	0	0	0	0	335,500	0	700,000
Water Main Loops	440,000	440,000	440,000	440,000	440,000	440,000	1,337,872	0	3,977,872
Water Main Valve Replacement	357,000	357,000	357,000	357,000	357,000	358,642	1,682,700	0	3,826,342
Water Meters	649,000	671,000	687,500	709,500	731,000	753,000	5,722,629	0	9,923,629
Water Service Line Replacement	295,900	310,800	326,700	342,600	352,000	90,000	1,767,500	0	3,485,500
Winfield Pump Station Rehabilitation	0	400,000	0	0	0	0	0	0	400,000
UTILITIES ENTERPRISE FUND TOTAL	\$11,923,900	\$9,968,446	\$12,875,102	\$7,922,300	\$6,364,000	\$2,995,642	\$28,046,583	\$0	\$80,095,973
SOURCES OF FUNDING:									
Transfer from General Fund	\$495,000	\$444,000	\$297,000	\$0	\$0	\$0	\$191,000	\$0	\$1,427,000
Transfer from IDA	416,000	0	0	0	0	0	300,000	0	716,000
Utilities Maintenance Fee	4,544,000	5,729,156	9,296,402	1,274,500	1,296,000	1,318,000	4,438,334	0	27,896,392
Utilities Sewer User Fees	2,098,240	605,000	1,115,000	4,270,700	1,685,000	583,000	7,602,243	0	17,959,183
Reallocated Utilities Sewer User Fees	0	0	0	0	0	0	17,257	0	17,257
Utilities Water User Fees	3,639,660	3,190,290	2,166,700	2,224,600	2,278,000	1,094,642	15,299,127	0	29,893,019
Reallocated Utilities Water User Fees	231,000	0	0	0	0	0	0	0	231,000
Area Connection Charges	0	0	0	152,500	1,105,000	0	198,622	0	1,456,122
State	500,000	0	0	0	0	0	0	0	500,000
UTILITIES ENTERPRISE FUND	\$11,923,900	\$9,968,446	\$12,875,102	\$7,922,300	\$6,364,000	\$2,995,642	\$28,046,583	\$0	\$80,095,973

County Sewer Line Rehabilitation and Replacement

Stephanie R. Krome, Senior Management and Budget Analyst (410) 386-2082

6461

This project provides ongoing funding for the rehabilitation, repair, or replacement of aging sewer lines in the Freedom, Hampstead, and Pleasant Valley Service Areas.

This project combines the former Hampstead Sewer Rehabilitation, Freedom Sewer Rehabilitation, and Sewer Line Repair, Replacement, and New Installation projects.

	FY 21	FY 22	FY 23	FY 24	FY 25	FY 26	Prior Allocation	Balance to Complete	Total Project Cost
Engineering/Design									0
Land Acquisition									0
Site Work									0
Construction	440,000	440,000	440,000	440,000	440,000	440,000			2,640,000
Equipment/Furnishings									0
Other	41,000	41,000	41,000	41,000	41,000	41,000			246,000
EXPENDITURES									
TOTAL	481,000	481,000	481,000	481,000	481,000	481,000	0	0	2,886,000

SOURCES OF FUNDS									
Utilities Maintenance Fee									0
Utilities Sewer User Fees	481,000	481,000	481,000	481,000	481,000	481,000			2,886,000
Utilities Water User Fees									0
Area Connection Charges									0

PROJECTED OPERATING IMPACTS									
	0	0	0	0	0	0			0

County Water Line Rehabilitation and Replacement

Stephanie R. Krome, Senior Management and Budget Analyst (410) 386-2082

6456

This project provides ongoing funding for the rehabilitation, repair, or replacement of aging water lines in the Freedom, Bark Hill, and Pleasant Valley Service Areas.

	FY 21	FY 22	FY 23	FY 24	FY 25	FY 26	Prior Allocation	Balance to Complete	Total Project Cost
Engineering/Design	187,000	204,000	216,000	230,000	241,000				1,078,000
Land Acquisition									0
Site Work									0
Construction	520,000	540,000	565,000	590,000	620,000		660,000		3,495,000
Equipment/Furnishings									0
Other	52,000	54,000	56,000	59,000	62,000		66,000		349,000
EXPENDITURES									
TOTAL	759,000	798,000	837,000	879,000	923,000	0	726,000	0	4,922,000
SOURCES OF FUNDS									
Utilities Maintenance Fee									0
Utilities Sewer User Fees									0
Utilities Water User Fees	759,000	798,000	837,000	879,000	923,000		726,000		4,922,000
Area Connection Charges									0
PROJECTED OPERATING IMPACTS	0	0	0	0	0	0			

Freedom Wells and Connections

Commissioner District: 5

Stephanie R. Krome, Senior Management and Budget Analyst (410) 386-2082

6445

This project provides funding to add wells to provide additional sources of water to the Freedom Water Service Area and rehabilitate existing well houses.

Operating impacts to be determined as the project develops.

	FY 21	FY 22	FY 23	FY 24	FY 25	FY 26	Prior Allocation	Balance to Complete	Total Project Cost
Engineering/Design		150,000					195,000		345,000
Land Acquisition							110,000		110,000
Site Work									0
Construction	344,000	825,000					695,000		1,864,000
Equipment/Furnishings									0
Other							79,000		79,000
EXPENDITURES									
TOTAL	344,000	975,000	0	0	0	0	1,079,000	0	2,398,000
Utilities Maintenance Fee									0
Utilities Sewer User Fees									0
Utilities Water User Fees	344,000	975,000					1,079,000		2,398,000
Area Connection Charges									0
PROJECTED OPERATING IMPACTS	0	0	0	0	0	0			0

Freedom Water Treatment Plant Equipment Replacement

Commissioner District: 5

Stephanie R. Krome, Senior Management and Budget Analyst (410) 386-2082

6462

This project provides funding to replace equipment at the Freedom Water Treatment Plant including the generator, finish water pumps, and motor control centers.

	FY 21	FY 22	FY 23	FY 24	FY 25	FY 26	Prior Allocation	Balance to Complete	Total Project Cost
Engineering/Design									0
Land Acquisition									0
Site Work									0
Construction	500,000	103,490							603,490
Equipment/Furnishings									0
Other									0
EXPENDITURES									

TOTAL	500,000	103,490	0	0	0	0	0	0	603,490
--------------	----------------	----------------	----------	----------	----------	----------	----------	----------	----------------

SOURCES OF FUNDS									
Utilities Sewer User Fees									0
Utilities Water User Fees	269,000	103,490							372,490
Reallocated Utilities Water User Fees	231,000								231,000
Area Connection Charges									0

PROJECTED OPERATING IMPACTS									
	0	0	0	0	0	0			

Freedom WTP Membrane Replacement

Commissioner District: 5

Stephanie R. Krome, Senior Management and Budget Analyst (410) 386-2082

6434

This project provides ongoing funding to replace the membrane filters at the Freedom Water Treatment Plant (WTP), previously replaced in FY 16. Funding is being accumulated for future replacement of the filters.

	FY 21	FY 22	FY 23	FY 24	FY 25	FY 26	Prior Allocation	Balance to Complete	Total Project Cost
Engineering/Design									0
Land Acquisition									0
Site Work									0
Construction									0
Equipment/Furnishings	190,000	190,000	190,000	190,000	190,000	190,000	1,154,000		2,294,000
Other	16,000	16,000	16,000	16,000	16,000	16,000	133,250		229,250
EXPENDITURES									
TOTAL	206,000	206,000	206,000	206,000	206,000	206,000	1,287,250	0	2,523,250
SOURCES OF FUNDS									
Utilities Maintenance Fee									0
Utilities Sewer User Fees									0
Utilities Water User Fees	206,000	206,000	206,000	206,000	206,000	206,000	1,287,250		2,523,250
Area Connection Charges									0
PROJECTED OPERATING IMPACTS	0	0	0	0	0	0			0

Hampstead WWTP Effluent Line

Commissioner District: 2

Stephanie R. Krome, Senior Management and Budget Analyst (410) 386-2082

6447

This project provides funding for a new effluent line from the Hampstead Wastewater Treatment Plant. The line will run from the Treatment Plant and discharge into Deep Run. This project was previously included in the Hampstead WWTP Enhanced Nutrient Removal Upgrade project.

	FY 21	FY 22	FY 23	FY 24	FY 25	FY 26	Prior Allocation	Balance to Complete	Total Project Cost
Engineering/Design									0
Land Acquisition									0
Site Work									0
Construction	1,000,000						1,968,000		2,968,000
Equipment/Furnishings									0
Other									0
EXPENDITURES									

TOTAL	1,000,000	0	0	0	0	0	1,968,000	0	2,968,000
--------------	------------------	----------	----------	----------	----------	----------	------------------	----------	------------------

SOURCES OF FUNDS									
Utilities Maintenance Fee									0
Utilities Sewer User Fees	500,000						1,968,000		2,468,000
Utilities Water User Fees									0
Area Connection Charges									0
State	500,000								500,000

PROJECTED OPERATING IMPACTS									
	0	0	0	0	0	0			0

Hydrant Replacements

Stephanie R. Krome, Senior Management and Budget Analyst (410) 386-2082

6359

This project provides funding to replace County hydrants located in the Bark Hill, Pleasant Valley, and Freedom Area Water Systems.

	FY 21	FY 22	FY 23	FY 24	FY 25	FY 26	Prior Allocation	Balance to Complete	Total Project Cost
Engineering/Design									0
Land Acquisition									0
Site Work									0
Construction	100,000						235,000		335,000
Equipment/Furnishings							1,693,350		1,693,350
Other							24,000		24,000
EXPENDITURES									
TOTAL	100,000	0	0	0	0	0	1,952,350	0	2,052,350
SOURCES OF FUNDS									
Utilities Maintenance Fee							650,760		650,760
Utilities Sewer User Fees									0
Utilities Water User Fees	100,000						1,301,590		1,401,590
Area Connection Charges									0
PROJECTED OPERATING IMPACTS	0	0	0	0	0	0			0

North Pump Station

Commissioner District: 2

Stephanie R. Krome, Senior Management and Budget Analyst (410) 386-2082

6418

This project provides funding for the replacement, expansion, and relocation of North Pump Station, currently along Route 30 in Hampstead. The existing station is at capacity with no room for expansion.

The Industrial Development Authority (IDA) will be providing funding of \$0.4M towards this project, reducing the amount of Utilities Sewer User Fees.

	FY 21	FY 22	FY 23	FY 24	FY 25	FY 26	Prior Allocation	Balance to Complete	Total Project Cost
Engineering/Design							455,000		455,000
Land Acquisition									0
Site Work									0
Construction							1,774,000		1,774,000
Equipment/Furnishings									0
Other							111,000		111,000
EXPENDITURES									
TOTAL	0	0	0	0	0	0	2,340,000	0	2,340,000
SOURCES OF FUNDS									
Transfer from IDA	416,000								416,000
Utilities Maintenance Fee									0
Utilities Sewer User Fees	(416,000)						2,250,000		1,834,000
Area Connection Charges							90,000		90,000
PROJECTED OPERATING IMPACTS	0	0	0	0	0	0			0

Patapsco Valley Pump Station Upgrade

Commissioner District: 5

Stephanie R. Krome, Senior Management and Budget Analyst (410) 386-2082

Proj #

This project provides planned funding to rehabilitate and expand the Patapsco Valley Pump Station, located in Sykesville, to prepare for anticipated additional flows. Included are replacement pumps, controls, grinder, and generator; as well as wet well relocation, new roofing, bypass valving, fencing, and paving repairs.

	FY 21	FY 22	FY 23	FY 24	FY 25	FY 26	Prior Allocation	Balance to Complete	Total Project Cost
Engineering/Design				305,000					305,000
Land Acquisition									0
Site Work									0
Construction					2,010,000				2,010,000
Equipment/Furnishings									0
Other					200,000				200,000
EXPENDITURES									
TOTAL	0	0	0	305,000	2,210,000	0	0	0	2,515,000
SOURCES OF FUNDS									
Transfer from General Fund									0
Utilities Maintenance Fee									0
Utilities Sewer User Fees				152,500	1,105,000				1,257,500
Area Connection Charges				152,500	1,105,000				1,257,500
PROJECTED OPERATING IMPACTS	0	0	0	0	0	0			0

Pleasant Valley WWTP Rehabilitation

Commissioner District: 1

Stephanie R. Krome, Senior Management and Budget Analyst (410) 386-2082

6463

This project provides funding for the rehabilitation of the Pleasant Valley Wastewater Treatment Plant (WWTP). Included are replacement pumps, controls, grinder, and generator; as well as new roofing, bypass valving, fencing, and paving repairs.

	FY 21	FY 22	FY 23	FY 24	FY 25	FY 26	Prior Allocation	Balance to Complete	Total Project Cost
Engineering/Design	100,000								100,000
Land Acquisition									0
Site Work									0
Construction	800,000								800,000
Equipment/Furnishings									0
Other	100,000								100,000
EXPENDITURES									
TOTAL	1,000,000	0	0	0	0	0	0	0	1,000,000
SOURCES OF FUNDS									
Enterprise Fund - Utilities									0
Utilities Maintenance Fee									0
Utilities Sewer User Fees	1,000,000								1,000,000
Utilities Water User Fees									0
PROJECTED OPERATING IMPACTS	0	0	0	0	0	0			0

Runnymede Wastewater Treatment Facility Rehabilitation

Commissioner District: 1

Stephanie R. Krome, Senior Management and Budget Analyst (410) 386-2082

6457

This project provides planned funding for the rehabilitation of the Runnymede Sequential Batch Reactor (SBR) Wastewater Treatment Facility, which was put in service in 1994 and serves Runnymede Elementary School. The scope includes replacement pumps, UV blowers, a generator, and a transfer switch; as well as electrical/control upgrades, painting of the SBR tanks, and other site improvements.

	FY 21	FY 22	FY 23	FY 24	FY 25	FY 26	Prior Allocation	Balance to Complete	Total Project Cost
Engineering/Design		40,000					25,000		65,000
Land Acquisition									0
Site Work									0
Construction			270,000						270,000
Equipment/Furnishings									0
Other		4,000	27,000				3,000		34,000
EXPENDITURES									
TOTAL	0	44,000	297,000	0	0	0	28,000	0	369,000
SOURCES OF FUNDS									
Transfer from General Fund		44,000	297,000				28,000		369,000
Bonds									0
Utilities Maintenance Fee									0
Utilities Sewer User Fees									0
PROJECTED OPERATING IMPACTS	0	0	0	0	0	0			0

Sewer Grinder Installation and Rehabilitation

Stephanie R. Krome, Senior Management and Budget Analyst (410) 386-2082

6453

This project provides funding for the installation of new grinders and the rehabilitation of existing grinders at pump stations throughout the Sewer Service Areas.

	FY 21	FY 22	FY 23	FY 24	FY 25	FY 26	Prior Allocation	Balance to Complete	Total Project Cost
Engineering/Design									0
Land Acquisition									0
Site Work									0
Construction	55,000						110,000		165,000
Equipment/Furnishings									0
Other	5,500						11,000		16,500
EXPENDITURES									
TOTAL	60,500	0	0	0	0	0	121,000	0	181,500
SOURCES OF FUNDS									
Utilities Maintenance Fee									0
Utilities Sewer User Fees	60,500						103,743		164,243
Reallocated Utilities Sewer User Fees							17,257		17,257
Utilities Water User Fees									0
PROJECTED OPERATING IMPACTS	0	0	0	0	0	0			0

Sewer Manhole Rehabilitation

Stephanie R. Krome, Senior Management and Budget Analyst (410) 386-2082

6403

This project provides ongoing funding to rehabilitate sewer manholes. Repair strategies include: foam injection rehabilitation, spray-on lining structure rehabilitation, addition of manhole risers to raise the top of structures, and replacement of existing manhole covers with sealed structures. New manhole installations are also included in this project.

	FY 21	FY 22	FY 23	FY 24	FY 25	FY 26	Prior Allocation	Balance to Complete	Total Project Cost
Engineering/Design									0
Land Acquisition									0
Site Work									0
Construction	75,000	79,000	83,000	87,000	90,000	93,000	2,227,200		2,734,200
Equipment/Furnishings									0
Other	8,000	8,000	8,000	9,000	9,000	9,000	7,000		58,000
EXPENDITURES									
TOTAL	83,000	87,000	91,000	96,000	99,000	102,000	2,234,200	0	2,792,200
SOURCES OF FUNDS									
Utilities Maintenance Fee									0
Utilities Sewer User Fees	83,000	87,000	91,000	96,000	99,000	102,000	2,234,200		2,792,200
Utilities Water User Fees									0
Area Connection Charges									0
PROJECTED OPERATING IMPACTS	0	0	0	0	0	0			0

Shiloh Pump Station Expansion

Commissioner District: 2

Stephanie R. Krome, Senior Management and Budget Analyst (410) 386-2082

Proj #

This project provides planned funding to expand capacity for anticipated future flows at the Shiloh Pump Station, located on Shiloh Road in Hampstead. Included are replacement pumps, controls, grinder, and generator; as well as new roofing, bypass valving, fencing, and paving repairs.

	FY 21	FY 22	FY 23	FY 24	FY 25	FY 26	Prior Allocation	Balance to Complete	Total Project Cost
Engineering/Design			220,000						220,000
Land Acquisition									0
Site Work									0
Construction				1,455,000					1,455,000
Equipment/Furnishings									0
Other									0
EXPENDITURES									
TOTAL	0	0	220,000	1,455,000	0	0	0	0	1,675,000
SOURCES OF FUNDS									
Utilities Maintenance Fee									0
Utilities Sewer User Fees			220,000	1,455,000					1,675,000
Utilities Water User Fees									0
Area Connection Charges									0
PROJECTED OPERATING IMPACTS	0	0	0	0	0	0			0

South Carroll Wastewater Treatment Facility Rehabilitation

Commissioner District: 5

Stephanie R. Krome, Senior Management and Budget Analyst (410) 386-2082

6458

This project provides funding for the rehabilitation of the South Carroll Wastewater Treatment Facility, which serves South Carroll High. Included are replacement pumps, blowers, and a generator; as well as electrical and control upgrades, and other site improvements including repair of a failing outfall and headwall.

	FY 21	FY 22	FY 23	FY 24	FY 25	FY 26	Prior Allocation	Balance to Complete	Total Project Cost
Engineering/Design							80,000		80,000
Land Acquisition									0
Site Work									0
Construction	450,000						75,000		525,000
Equipment/Furnishings									0
Other	45,000						8,000		53,000
EXPENDITURES									

TOTAL	495,000	0	0	0	0	0	163,000	0	658,000
--------------	----------------	----------	----------	----------	----------	----------	----------------	----------	----------------

SOURCES OF FUNDS									
Transfer from General Fund	495,000						163,000		658,000
Utilities Sewer User Fees									0
Utilities Water User Fees									0
Area Connection Charges									0

PROJECTED OPERATING IMPACTS									
	0	0	0	0	0	0			

Standby Generator Replacement

Stephanie R. Krome, Senior Management and Budget Analyst (410) 386-2082

6443

This project provides funding for replacement of aging standby generators, which are critical to providing water and sewer service should a power failure occur.

	FY 21	FY 22	FY 23	FY 24	FY 25	FY 26	Prior Allocation	Balance to Complete	Total Project Cost
Engineering/Design									0
Land Acquisition									0
Site Work									0
Construction									0
Equipment/Furnishings	130,000	33,000	30,000				277,550		470,550
Other	14,000	4,000	3,000				126,000		147,000
EXPENDITURES									
TOTAL	144,000	37,000	33,000	0	0	0	403,550	0	617,550
SOURCES OF FUNDS									
Utilities Maintenance Fee									0
Utilities Sewer User Fees	82,490	37,000	33,000				403,550		556,040
Utilities Water User Fees	61,510								61,510
Area Connection Charges									0
PROJECTED OPERATING IMPACTS	0	0	0	0	0	0			0

Sykesville Pump Station Expansion

Commissioner District: 5

Stephanie R. Krome, Senior Management and Budget Analyst (410) 386-2082

Proj #

This project provides planned funding to expand capacity for anticipated future flows at the Sykesville Pump Station, located on Main Street in Sykesville. Included are replacement pumps, controls, grinder, and a generator; as well as wet well relocation, new roofing, bypass valving, fencing, and paving repairs.

	FY 21	FY 22	FY 23	FY 24	FY 25	FY 26	Prior Allocation	Balance to Complete	Total Project Cost
Engineering/Design			290,000						290,000
Land Acquisition									0
Site Work									0
Construction				1,914,700					1,914,700
Equipment/Furnishings									0
Other				171,500					171,500
EXPENDITURES									
TOTAL	0	0	290,000	2,086,200	0	0	0	0	2,376,200
SOURCES OF FUNDS									
Utilities Maintenance Fee									0
Utilities Sewer User Fees			290,000	2,086,200					2,376,200
Utilities Water User Fees									0
Area Connection Charges									0
PROJECTED OPERATING IMPACTS	0	0	0	0	0	0			0

Tank Rehabilitation and Replacement

Stephanie R. Krome, Senior Management and Budget Analyst (410) 386-2082

6332

This project provides ongoing funding for tank inspections every three years and the rehabilitation and/or replacement of existing tanks. General maintenance, site work, and repairs are also included. Listed below are planned projects:

Bartholow
Linton
Pleasant Valley

	FY 21	FY 22	FY 23	FY 24	FY 25	FY 26	Prior Allocation	Balance to Complete	Total Project Cost
Engineering/Design							102,500		102,500
Land Acquisition							250,000		250,000
Site Work	515,000	515,000	515,000	515,000	515,000	515,000	2,289,350		5,379,350
Construction									0
Equipment/Furnishings									0
Other	50,000	50,000	50,000	50,000	50,000	50,000	291,182		591,182
EXPENDITURES									

TOTAL	565,000	565,000	565,000	565,000	565,000	565,000	2,933,032	0	6,323,032
--------------	----------------	----------------	----------------	----------------	----------------	----------------	------------------	----------	------------------

SOURCES OF FUNDS									
Enterprise Fund - Utilities									0
Utilities Maintenance Fee	565,000	565,000	565,000	565,000	565,000	565,000	1,280,000		4,670,000
Utilities Sewer User Fees									0
Utilities Water User Fees							1,653,032		1,653,032

PROJECTED OPERATING IMPACTS									
	0	0	0	0	0	0			0

Town of Sykesville Main Street Water and Sewer Upgrades

Commissioner District: 5

Stephanie R. Krome, Senior Management and Budget Analyst (410) 386-2082

6431

This project provides funding to line clay pipes that are more than 50 years old along Main Street in the Town of Sykesville. Remaining lines within Town limits will be addressed through the Town of Sykesville Water and Sewer Upgrades project.

	FY 21	FY 22	FY 23	FY 24	FY 25	FY 26	Prior Allocation	Balance to Complete	Total Project Cost
Engineering/Design							550,000		550,000
Land Acquisition									0
Site Work									0
Construction	3,180,000	3,018,156					1,290,000		7,488,156
Equipment/Furnishings									0
Other							125,000		125,000
EXPENDITURES									
TOTAL	3,180,000	3,018,156	0	0	0	0	1,965,000	0	8,163,156
SOURCES OF FUNDS									
Enterprise Fund - Utilities									0
Utilities Maintenance Fee	2,430,000	3,018,156					715,000		6,163,156
Utilities Sewer User Fees	125,000						625,000		750,000
Utilities Water User Fees	625,000						625,000		1,250,000
PROJECTED OPERATING IMPACTS	0	0	0	0	0	0			0

Town of Sykesville Water and Sewer Upgrades

Commissioner District: 5

Stephanie R. Krome, Senior Management and Budget Analyst (410) 386-2082

6464

This project provides funding to line clay pipes that are more than 50 years old in the Town of Sykesville. Main Street will be addressed through the Town of Sykesville Streetscape Water and Sewer Upgrades project.

	FY 21	FY 22	FY 23	FY 24	FY 25	FY 26	Prior Allocation	Balance to Complete	Total Project Cost
Engineering/Design	900,000								900,000
Land Acquisition									0
Site Work									0
Construction		1,475,000	8,043,902						9,518,902
Equipment/Furnishings									0
Other									0
EXPENDITURES									
TOTAL	900,000	1,475,000	8,043,902	0	0	0	0	0	10,418,902
SOURCES OF FUNDS									
Utilities Maintenance Fee	900,000	1,475,000	8,043,902						10,418,902
Utilities Sewer User Fees									0
Utilities Water User Fees									0
Area Connection Charges									0
PROJECTED OPERATING IMPACTS	0	0	0	0	0	0			0

Warfield Complex

Commissioner District: 5

Stephanie R. Krome, Senior Management and Budget Analyst (410) 386-2082

6455

This project provides funding for the rehabilitation and/or removal and replacement of existing water and sewer lines at the Warfield Complex in Sykesville.

	FY 21	FY 22	FY 23	FY 24	FY 25	FY 26	Prior Allocation	Balance to Complete	Total Project Cost
Engineering/Design									0
Land Acquisition									0
Site Work									0
Construction							305,000		305,000
Equipment/Furnishings	334,500								334,500
Other	30,000						30,500		60,500
EXPENDITURES									
TOTAL	364,500	0	0	0	0	0	335,500	0	700,000
SOURCES OF FUNDS									
Transfer from IDA							300,000		300,000
Utilities Sewer User Fees	182,250						17,750		200,000
Utilities Water User Fees	182,250						17,750		200,000
Area Connection Charges									0
PROJECTED OPERATING IMPACTS	0	0	0	0	0	0			0

Water Main Loops

Commissioner District: 5

Stephanie R. Krome, Senior Management and Budget Analyst (410) 386-2082

6425

This project provides ongoing funding to connect various water mains in the Freedom Area Water System. Looping of water mains is the connection of dead ends of two separate water lines. Connecting these lines improves water flow throughout the system, and helps maintain and improve water quality.

	FY 21	FY 22	FY 23	FY 24	FY 25	FY 26	Prior Allocation	Balance to Complete	Total Project Cost
Engineering/Design							50,622		50,622
Land Acquisition							16,000		16,000
Site Work									0
Construction	400,000	400,000	400,000	400,000	400,000	400,000	1,204,250		3,604,250
Equipment/Furnishings									0
Other	40,000	40,000	40,000	40,000	40,000	40,000	67,000		307,000
EXPENDITURES									

TOTAL	440,000	440,000	440,000	440,000	440,000	440,000	1,337,872	0	3,977,872
--------------	----------------	----------------	----------------	----------------	----------------	----------------	------------------	----------	------------------

SOURCES OF FUNDS									
Utilities Maintenance Fee									0
Utilities Sewer User Fees									0
Utilities Water User Fees	440,000	440,000	440,000	440,000	440,000	440,000	1,337,872		3,977,872
Area Connection Charges									0

PROJECTED OPERATING IMPACTS									
	0	0	0	0	0	0			0

Water Main Valve Replacement

Stephanie R. Krome, Senior Management and Budget Analyst (410) 386-2082

6428

This project provides ongoing funding to replace the County's water main valves and blow-off valves. Water main valves are needed to shut off lines in the event of water main breaks or if new connections are added into the system. Blow-off valves allow for water line flushing. The planned annual allocation will fund approximately 25 blow-off valve replacements and 5 water main valve replacements.

	FY 21	FY 22	FY 23	FY 24	FY 25	FY 26	Prior Allocation	Balance to Complete	Total Project Cost
Engineering/Design									0
Land Acquisition									0
Site Work									0
Construction	325,000	325,000	325,000	325,000	325,000	326,642	1,590,800		3,542,442
Equipment/Furnishings									0
Other	32,000	32,000	32,000	32,000	32,000	32,000	91,900		283,900
EXPENDITURES									

TOTAL	357,000	357,000	357,000	357,000	357,000	358,642	1,682,700	0	3,826,342
--------------	----------------	----------------	----------------	----------------	----------------	----------------	------------------	----------	------------------

SOURCES OF FUNDS									
Utilities Maintenance Fee									0
Utilities Sewer User Fees									0
Utilities Water User Fees	357,000	357,000	357,000	357,000	357,000	358,642	1,682,700		3,826,342
Area Connection Charges									0

PROJECTED OPERATING IMPACTS									
	0	0	0	0	0	0			0

Water Meters

Stephanie R. Krome, Senior Management and Budget Analyst (410) 386-2082

6311

This project provides ongoing funding for the upgrade and replacement of approximately 10,000 residential meters and 420 commercial meters. The upgrade includes software and hardware equipment that will enable remote readings, and could also include replacement of, or conversion to, meter vaults. Conversion moves the meter from inside private houses to a vault located in the County right-of-way to allow easier maintenance and meter readings.

	FY 21	FY 22	FY 23	FY 24	FY 25	FY 26	Prior Allocation	Balance to Complete	Total Project Cost
Engineering/Design									0
Land Acquisition									0
Site Work									0
Construction	590,000	610,000	625,000	645,000	665,000	685,000	2,801,407		6,621,407
Equipment/Furnishings							2,746,922		2,746,922
Other	59,000	61,000	62,500	64,500	66,000	68,000	174,300		555,300
EXPENDITURES									

TOTAL	649,000	671,000	687,500	709,500	731,000	753,000	5,722,629	0	9,923,629
--------------	----------------	----------------	----------------	----------------	----------------	----------------	------------------	----------	------------------

SOURCES OF FUNDS									
Utilities Maintenance Fee	649,000	671,000	687,500	709,500	731,000	753,000	1,792,574		5,993,574
Utilities Sewer User Fees									0
Utilities Water User Fees							3,821,433		3,821,433
Area Connection Charges							108,622		108,622

PROJECTED OPERATING IMPACTS									
	0	0	0	0	0	0			0

Water Service Line Replacement

Commissioner District: 5

Stephanie R. Krome, Senior Management and Budget Analyst (410) 386-2082

6429

This project provides ongoing funding to replace water service lines in the Freedom Water Service Area. Leaking water lines lead to increased operational costs and loss of treated water. The annual allocation for this project funds the replacement of approximately 80 - 90 water service lines each year.

	FY 21	FY 22	FY 23	FY 24	FY 25	FY 26	Prior Allocation	Balance to Complete	Total Project Cost
Engineering/Design									0
Land Acquisition									0
Site Work									0
Construction	270,000	283,000	297,000	312,000	327,000	85,000	1,716,300		3,290,300
Equipment/Furnishings									0
Other	25,900	27,800	29,700	30,600	25,000	5,000	51,200		195,200
EXPENDITURES									
TOTAL	295,900	310,800	326,700	342,600	352,000	90,000	1,767,500	0	3,485,500
SOURCES OF FUNDS									
Utilities Sewer User Fees									0
Utilities Water User Fees	295,900	310,800	326,700	342,600	352,000	90,000	1,767,500		3,485,500
Area Connection Charges									0
Cable Franchise Fee									0
PROJECTED OPERATING IMPACTS	0	0	0	0	0	0			0

Winfield Pump Station Rehabilitation

Commissioner District: 4

Stephanie R. Krome, Senior Management and Budget Analyst (410) 386-2082

Proj #

This project provides planned funding for the rehabilitation of the Winfield Pump Station, which serves Winfield Elementary. Included are replacement pumps, controls, and generator; as well as new roofing, bypass valving, fencing, and paving repairs.

	FY 21	FY 22	FY 23	FY 24	FY 25	FY 26	Prior Allocation	Balance to Complete	Total Project Cost
Engineering/Design									0
Land Acquisition									0
Site Work									0
Construction		365,000							365,000
Equipment/Furnishings									0
Other		35,000							35,000
EXPENDITURES									
TOTAL	0	400,000	0	0	0	0	0	0	400,000
SOURCES OF FUNDS									
Transfer from General Fund		400,000							400,000
Enterprise Fund - Utilities									0
Utilities Maintenance Fee									0
Utilities Sewer User Fees									0
PROJECTED OPERATING IMPACTS	0	0	0	0	0	0			0

GLOSSARY OF TERMS
AND
ACRONYMS

GLOSSARY OF TERMS AND ACRONYMS

ADA Americans with Disabilities Act.

AGRICULTURE TRANSFER TAX Tax on the sale of property located within an area zoned for agriculture; proceeds are used to help fund the Agricultural Land Preservation program.

APPROPRIATION Legal authorization to spend a specific amount of money for a particular purpose during a fiscal period.

BALANCED BUDGET A budget in which total expenditures equal total revenues. By State Law, the County's budget must be balanced.

BOE Board of Education.

BOND An investment grade interest-bearing certificate of indebtedness sold by the County or another governmental agency to generate funds. The bond guarantees payment of the original investment plus interest by a specified date or dates in the future. Bonds typically involve long-term indebtedness to pay for capital projects.

BONDED DEBT The total amount owed by the County as a result of the sale of general obligation or other bonds guaranteed by the County Government.

CAPITAL BUDGET This budget funds construction and improvement projects such as schools, bridges, and roads.

CCC Carroll Community College.

CCPN Carroll County Public Network.

COMMUNITY INVESTMENT PLAN (CIP) A six-year plan showing anticipated capital projects and funding sources.

DEBT SERVICE The annual payment of principal and interest on the County's bonded debt.

DEPARTMENT A County agency or office. Examples are the Department of Economic Development and the Department of Public Works.

DISTRICT LOCATION Project location based on the five Commissioner districts within Carroll County.

ENTERPRISE FUND A fund established to account for the financing of self-supporting services provided by the County government. The services generate their own revenues from fees, charges, and other receipts. Carroll County presently has six enterprise funds: Airport, Fiber Network, Firearms Facility, Septage, Solid Waste, and Utilities (Water/Sewer).

EXPENDITURE The cost of goods delivered, or services rendered.

FAA Federal Aviation Administration.

FISCAL YEAR A 12 month period of time to which the annual operating and capital budgets apply. Carroll County's fiscal year runs from July 1st through June 30th.

FUND A separate budget/accounting entity with its own revenues and appropriations. The General Fund, for example, covers most of the daily operations of the County agencies and is financed by a variety of taxes and other revenues.

GENERAL GOVERNMENT Capital projects that do not specifically fit in one of the other five categories: Recreation and Culture, Public Works, Board of Education, Conservation and Open Space, and Enterprise Funds. General Government projects are typically related to Public Safety, Carroll Community College, Carroll County Public Library, State's Attorney's Office, Technology Services, Senior Centers, Farm Museum, and other County facilities.

GENERAL OBLIGATION BOND Common type of municipal bond secured by a state or local government's pledge to use legally available resources, including tax revenues, to repay bond holders.

GIS Geographic Information Systems.

GRANT A contribution of assets (usually cash) from one governmental entity (typically the State or Federal government) or other organization to another. The contribution is usually provided in support of a particular public function, project, or program.

HVAC Heating, ventilation, and air conditioning.

IDA Industrial Development Authority.

IMPACT FEES One-time charges assessed against new development to recover a portion of the capital cost of the additional public facilities of parks and schools needed to serve that development.

IPA Installment Purchase Agreement.

LOCAL INCOME TAX (LIT) Counties in Maryland have the authority to levy a Local Income Tax rate, which is expressed as a percentage of State taxable income. A portion of Local Income Tax is devoted to the Capital Fund for Board of Education projects.

MALPF Maryland Agricultural Land Preservation Foundation.

MUNICIPALITY City or town incorporated for local self-government.

NPDES National Pollutant Discharge Elimination System.

OPERATING BUDGET The annual budget, which supports the day-to-day operations of County agencies.

OPERATING IMPACTS The costs associated with implementation of projects in the capital budget. Examples include utility, maintenance, and personnel costs.

OVERLAY Consists of milling and patching of failed areas, and the application of hot mix asphalt over the existing road or parking lots.

PAYGO A fiscal policy by which capital projects are funded with current revenue. In Carroll County, in addition to Transfer to Capital Fund, other sources of current revenue are appropriated directly to the Capital Budget.

PRIOR ALLOCATION Legal authorization to spend a specific amount of money for a particular purpose that occurred during a previous fiscal period.

PROGRAM OPEN SPACE (POS) Funding provided as a portion of the State Real Estate Transfer Tax for the acquisition and development of park facilities.

PROPERTY TAX Tax on the value of real and personal property is levied almost exclusively by local governments. In Maryland, the State Department of Assessments and Taxation is responsible for the valuation and assessment of all property in the State. The local government is responsible for setting the tax rate to be applied to the property assessments to generate revenues in support of the local budget. A portion of Property Tax is devoted to the Capital Fund for the Agriculture Land Preservation project.

REAPPROPRIATION A transfer of funds that may occur when there are unspent budgeted funds from a completed or cancelled project, or when there is an unallocated project that holds funds for future use.

RESOLUTION Formal statement presented to Commissioners for decision.

REVENUES Monies received by the County to provide services needed by the public. Property Taxes, building permits, and receipts from State and Federal sources are examples. By law, revenues must meet or exceed appropriations.

SEQUENTIAL BATCH REACTOR (SBR) A type of sludge process for the treatment of wastewater.

TMDL Total Maximum Daily Load.

WTP Water Treatment Plant.

WWTP Wastewater Treatment Plant

INDEX

FY 21 - FY 26 CIP

Adopted

Index

Agriculture Land Preservation.....	75
Airport Runway Extension	166
Airport Summary Page	165
Airport Title Page	163
Appointed Officials.....	4
Automated Weather Observing System (AWOS)	167
Bark Hill Park Trail	111
Bear Branch Nature Center Pavilion Replacement.....	112
Board of County Commissioners Title Page	1
Board of County Commissioners.....	3
Bridge Inspection and Inventory.....	98
Bridge Maintenance and Structural Repair.....	99
Bridges Comparison.....	17
Bridges Summary Page.....	97
Bridges Title Page.....	95
Brown Road over Roaring Run.....	100
Budget Summary Title Page	43
Cape Horn Park Waterless Restroom Replacement.....	113
Capital Budget Summary Title Page.....	29
Capital Fund Appropriations – Charts	39
Capital Fund Appropriations – Graph.....	38
Capital Fund Revenues – Charts.....	35
Capital Fund Revenues – Graph	34
Career and Technology Center	63
Carroll Community College Systemic Renovations.....	139
Carroll Community College Technology.....	140
CCPN Equipment Replacement.....	172
Charles Carroll Gymnasium and Community Center.....	141
Cleaning and Painting of Bridge Structural Steel	101
Community Investment Plan for Fiscal Year 2021.....	42
Community Self-Help Projects	114
Comparison Charts Title Page	11
Conservation and Open Space Comparison.....	15
Conservation and Open Space Overview	73
Conservation and Open Space Summary Page.....	74
Conservation and Open Space Title Page.....	71
County Building Systemic Renovations	142

County Sewer Line Rehabilitation and Replacement	176
County Technology.....	143
County Water Line Rehabilitation and Replacement	177
Courthouse Annex Renovation.....	144
Deer Park Lighting Replacement.....	115
Deer Park Phase II	116
Detention Center Access System Replacement	145
East Middle School Replacement	64
Elections Voting Equipment.....	146
Enterprise Funds – Airport and Fiber Network Comparison.....	23
Enterprise Funds – Utilities Comparison.....	24
Enterprise Funds FY 21 – 26 Community Investment Plan	158
Enterprise Funds Overview Page.....	157
Enterprise Funds Title Page.....	155
Fiber Network Summary Page.....	171
Fiber Network Title Page.....	169
Fleet Lift Replacements	147
Freedom Water Treatment Plant Equipment Replacement	178
Freedom Wells and Connections	179
Freedom WTP Membrane Replacement.....	180
FY 19 – FY 21 All Funds Appropriations Summary.....	32
FY 19 – FY 21 All Funds Revenue Summary.....	31
FY 19 – FY 21 Capital Fund Appropriations Expanded	37
FY 19 – FY 21 Capital Fund Appropriations	36
FY 19 – FY 21 Capital Fund Revenues	33
FY 2021 Capital Improvement Program Budget Request	56
FY 2022 – 2026 Capital Improvement Program Plan	57
FY 21 – FY 26 Community Investment Plan	45
FY 21 Enterprise Fund Schedule of Reappropriations	161
FY 21 Schedule of Enterprise Fund Reappropriations	41
FY 21 Schedule of Reappropriations.....	40
Gaither Road over South Branch Patapsco.....	102
General Government Comparison	21
General Government Overview Page	137
General Government Summary Page.....	138
General Government Title Page.....	135
Generator Replacement.....	148
Gillis Falls Trail	117
Glossary of Terms and Acronyms Title Page.....	203
Glossary of Terms and Acronyms	205
Grounds and Maintenance Equipment.....	168
Hampstead WWTP Effluent Line.....	181
Hashawha and Bear Branch Paving.....	118

Hawks Hill Road over Little Pipe Creek Tributary	103
Highway Safety Improvements.....	86
Hydrant Replacements	182
Index Title Page	209
Index	211
Krimgold Park Phase II.....	119
Land Acquisition.....	120
Leister Park Phase II.....	121
Library Technology	149
McKinstry's Mill Road over Little Pipe Creek.....	104
North Pump Station.....	183
Northwest Trail	122
Old Kays Mill Road over Beaver Run.....	105
Park Restoration.....	123
Parking Lot Overlays	150
Patapsco Road Bridge Deck Replacement.....	106
Patapsco Valley Pump Station Upgrade	184
Pavement Management Program	87
Pavement Preservation.....	88
Paving	65
Piney Run Pavilion Replacement.....	124
Piney Run Pavilion Road Paving.....	125
Piney Run Paving.....	126
Piney Run Seawall and Launch Replacement	127
Pleasant Valley WWTP Rehabilitation.....	185
Public Safety Emergency Communication Radios	151
Public Safety Regional Water Supply.....	152
Public Safety Training Center.....	153
Public Schools Comparison	13
Public Schools Overview	55
Public Schools Summary Page	62
Public Schools Title Page	53
Public Works Overview	81
Public Works Title Page	79
Quick Guide to the FY 21 – 26 Community Investment Plan Title Page.....	5
Quick Guide to the FY 21 – 26 Community Investment Plan.....	7
Ramp and Sidewalk Upgrades	89
Recreation and Culture Comparison.....	18
Recreation and Culture Overview.....	109
Recreation and Culture Summary Page	110
Recreation and Culture Title Page	107
Relocatable Classroom Removal	66
Roads Comparison.....	16

Roads Summary Page	85
Roads Title Page	83
Roof Repairs	67
Roof Replacement – Winfield Elementary	68
Runnymede Wastewater Treatment Facility Rehabilitation	186
Sewer Grinder Installation and Rehabilitation.....	187
Sewer Manhole Rehabilitation.....	188
Sheriff’s Office – Eldersburg Precinct.....	154
Shiloh Pump Station Expansion.....	189
Small Drainage Structures	90
South Carroll Wastewater Treatment Facility Rehabilitation.....	190
Sports Complex Building Roof.....	128
Sports Complex Lighting.....	129
Standby Generator Replacement.....	191
State Road Projects	91
Storm Drain Rehabilitation	92
Storm Drain Video Inspection	93
Stormwater Facility Renovation	76
Sykesville Pump Station Expansion	192
Tank Rehabilitations and Replacement	193
Technology Improvements	69
Ten Year Facilities Master Plan.....	58
Tot Lot Replacement.....	130
Town Fund.....	131
Town of Sykesville Main Street Water and Sewer Upgrades.....	194
Town of Sykesville Water and Sewer Upgrades	195
Transfer to Operating Budget for BOE Debt Service.....	70
Union Mills Flume, Shaft, and Waterwheel Replacement	132
Utilities Summary Page	175
Utilities Title Page	173
Warfield Complex.....	196
Water Main Loops	197
Water Main Valve Replacement.....	198
Water Meters.....	199
Water Service Line Replacement.....	200
Watershed Assessment and Improvement (NPDES)	77
Westminster Veterans Memorial Park Phase I	133
Winfield Pump Station Rehabilitation	201