

# Carroll County Maryland



Community Investment Plan  
Proposed  
Fiscal Years 2021-2026





**PRODUCED BY**

The Department of Management and Budget

Ted Zaleski..... Director  
Deborah Effingham..... Chief, Bureau of Budget  
Heidi Pepin..... Management and Budget Project Coordinator  
Judith Flickinger ..... Senior Management and Budget Analyst  
Taylor Hockensmith..... Senior Management and Budget Analyst  
Stephanie Krome..... Senior Management and Budget Analyst  
Chizuko Godwin..... Management and Budget Analyst  
Ashleigh Smith ..... Management and Budget Analyst

Special thanks to the staff in Production and Distribution

Available online at:

<https://www.carrollcountymd.gov/government/directory/management-budget/bureau-of-budget/>

**Accessibility**

The Americans with Disability Act applies to the Carroll County Government and its programs, services, activities and facilities. If you have questions, suggestions, or complaints, please contact the Carroll County Government Americans with Disabilities Coordinator at (410) 386-3600 or TTY (410) 848-9747. The mailing address is: 10 Distillery Drive, Suite 101, Westminster, Maryland 21157.



# FY 21 - FY 26 CIP

## Proposed

### Table of Contents

#### Board of County Commissioners

Board of County Commissioners Title Page .....	1
Board of County Commissioners.....	3
Appointed Officials.....	4

#### Quick Guide to the FY 21 – 26 Community Investment Plan

Quick Guide to the FY 21 – 26 Community Investment Plan Title Page.....	5
Quick Guide to the FY 21 – 26 Community Investment Plan.....	7

#### Comparison Charts

Comparison Charts Title Page .....	11
Public Schools Comparison .....	13
Conservation and Open Space Comparison.....	15
Roads Comparison.....	16
Bridges Comparison.....	17
Recreation and Culture Comparison.....	18
General Government Comparison .....	21
Enterprise Funds – Airport and Fiber Network Comparison.....	23
Enterprise Fund – Utilities Comparison .....	24

#### All Funds and Capital Budget Summary

Capital Budget Summary Title Page.....	29
FY 19 – FY 21 All Funds Revenue Summary.....	31
FY 19 – FY 21 All Funds Appropriations Summary.....	32
FY 19 – FY 21 Capital Fund Revenues .....	33
Capital Fund Revenues – Graph .....	34
Capital Fund Revenues – Charts.....	35
FY 19 – FY 21 Capital Fund Appropriations .....	36
FY 19 – FY 21 Capital Fund Appropriations Expanded .....	37
Capital Fund Appropriations – Graph.....	38
Capital Fund Appropriations – Charts .....	39
FY 21 Schedule of Reappropriations.....	40
FY 21 Schedule of Enterprise Fund Reappropriations .....	41
Community Investment Plan for Fiscal Year 2021.....	42

**Budget Summary**

Budget Summary Title Page .....43  
FY 21 – FY 26 Community Investment Plan .....45

**Public Schools**

Public Schools Title Page .....53  
Public Schools Overview .....55  
FY 2021 Capital Improvement Program Budget Request .....56  
FY 2022 – 2026 Capital Improvement Program Plan .....57  
Ten Year Facilities Master Plan.....58  
Public Schools Summary Page .....62  
Career and Technology Center .....63  
East Middle School Replacement .....64  
Paving .....65  
Relocatable Classroom Removal .....66  
Roof Repairs .....67  
Technology Improvements .....68  
Transfer to Operating Budget for BOE Debt Service.....69

**Conservation and Open Space**

Conservation and Open Space Title Page .....71  
Conservation and Open Space Overview .....73  
Conservation and Open Space Summary Page .....74  
Agriculture Land Preservation .....75  
Stormwater Facility Renovation .....76  
Watershed Assessment and Improvement (NPDES) .....77

**Public Works**

Public Works Title Page .....79  
Public Works Overview .....81

**Roads**

Roads Title Page .....83  
Roads Summary Page .....85  
Highway Safety Improvements.....86  
Pavement Management Program .....87  
Pavement Preservation.....88  
Ramp and Sidewalk Upgrades .....89  
Small Drainage Structures .....90  
State Road Projects .....91  
Storm Drain Rehabilitation .....92  
Storm Drain Video Inspection .....93

## **Bridges**

Bridges Title Page.....	95
Bridges Summary Page.....	97
Bridge Inspection and Inventory.....	98
Bridge Maintenance and Structural Repair.....	99
Brown Road over Roaring Run.....	100
Cleaning and Painting of Bridge Structural Steel.....	101
Gaither Road over South Branch Patapsco.....	102
Hawks Hill Road over Little Pipe Creek Tributary .....	103
McKinstry's Mill Road over Little Pipe Creek.....	104
Old Kays Mill Road over Beaver Run.....	105
Patapsco Road Bridge Deck Replacement.....	106

## **Recreation and Culture**

Recreation and Culture Title Page .....	107
Recreation and Culture Overview.....	109
Recreation and Culture Summary Page .....	110
Bark Hill Park Trail .....	111
Bear Branch Nature Center Pavilion Replacement.....	112
Cape Horn Park Waterless Restroom Replacement.....	113
Community Self-Help Projects .....	114
Deer Park Lighting Replacement.....	115
Deer Park Phase II .....	116
Gillis Falls Trail .....	117
Hashawha and Bear Branch Paving.....	118
Krimgold Park Phase II.....	119
Land Acquisition.....	120
Leister Park Phase II .....	121
Northwest Trail .....	122
Park Restoration.....	123
Piney Run Pavilion Replacement.....	124
Piney Run Pavilion Road Paving.....	125
Piney Run Paving.....	126
Piney Run Seawall and Launch Replacement .....	127
Sports Complex Building Roof.....	128
Sports Complex Lighting.....	129
Tot Lot Replacement.....	130
Town Fund.....	131
Union Mills Flume, Shaft, and Waterwheel Replacement .....	132
Westminster Veterans Memorial Park Phase I .....	133

## **General Government**

General Government Title Page.....	135
------------------------------------	-----

General Government Overview Page .....	137
General Government Summary Page.....	138
Carroll Community College Systemic Renovations .....	139
Carroll Community College Technology.....	140
Charles Carroll Gymnasium and Community Center .....	141
County Building Systemic Renovations .....	142
County Technology.....	143
Courthouse Annex Renovation .....	144
Detention Center Access System Replacement .....	145
Elections Voting Equipment .....	146
Fleet Lift Replacements .....	147
Generator Replacement.....	148
Library Technology .....	149
Parking Lot Overlays .....	150
Public Safety Emergency Communication Radios .....	151
Public Safety Regional Water Supply.....	152
Public Safety Training Center.....	153
Sheriff’s Office – Eldersburg Precinct.....	154

**Enterprise Funds**

Enterprise Funds Title Page .....	155
Enterprise Funds Overview Page.....	157
Enterprise Funds FY 21 – 26 Community Investment Plan .....	158
FY 21 Enterprise Fund Schedule of Reappropriations .....	161

**Airport Enterprise Fund**

Airport Title Page .....	163
Airport Summary Page .....	165
Airport Runway Extension .....	166
Automated Weather Observing System (AWOS) .....	167
Grounds and Maintenance Equipment.....	168

**Fiber Network Enterprise Fund**

Fiber Network Title Page.....	169
Fiber Network Summary Page.....	171
CCPN Equipment Replacement.....	172

**Utilities Enterprise Fund**

Utilities Title Page .....	173
Utilities Summary Page .....	175
County Sewer Line Rehabilitation and Replacement .....	176
County Water Line Rehabilitation and Replacement .....	177
Freedom Water Treatment Plant Equipment Replacement .....	178



Freedom Wells and Connections .....	179
Freedom WTP Membrane Replacement.....	180
Hampstead WWTP Effluent Line.....	181
Hydrant Replacements .....	182
North Pump Station.....	183
Patapsco Valley Pump Station Upgrade .....	184
Pleasant Valley WWTP Rehabilitation.....	185
Runnymede Wastewater Treatment Facility Rehabilitation .....	186
Sewer Grinder Installation and Rehabilitation.....	187
Sewer Manhole Rehabilitation.....	188
Shiloh Pump Station Expansion.....	189
South Carroll Wastewater Treatment Facility Rehabilitation.....	190
Standby Generator Replacement.....	191
Sykesville Pump Station Expansion .....	192
Tank Rehabilitations and Replacement .....	193
Town of Sykesville Main Street Water and Sewer Upgrades.....	194
Town of Sykesville Water and Sewer Upgrades .....	195
Warfield Complex.....	196
Water Main Loops .....	197
Water Main Valve Replacement.....	198
Water Meters.....	199
Water Service Line Replacement.....	200
Winfield Pump Station Rehabilitation .....	201

**Glossary of Terms and Acronyms**

Glossary of Terms and Acronyms Title Page.....	203
Glossary of Terms and Acronyms .....	205

**Index**

Index Title Page .....	209
Index .....	211



BOARD  
OF  
COUNTY COMMISSIONERS



*Board of County Commissioners*



*Stephen A. Wantz  
President  
District 1*



*Edward C. Rothstein  
(COL Ret.),  
1<sup>st</sup> Vice President  
District 5*



*C. Richard Weaver  
2<sup>nd</sup> Vice President  
District 2*



*Dennis E. Frazier  
District 3*



*C. Eric Bouchat  
District 4*

## *Appointed Officials*

*Roberta Windham  
County Administrator*

*Robert M. Burk  
Comptroller*

*Timothy C. Burke  
County Attorney*

*Scott R. Campbell  
Director of Public Safety*

*Jeffrey D. Castonguay  
Director of Public Works*

*Jeff R. Degitz  
Director of Recreation and Parks*

*Thomas S. Devilbiss  
Director of Land and Resource Management*

*Lynda D. Eisenberg  
Director of Comprehensive Planning*

*Kimberly L. Frock  
Director of Human Resources*

*John T. Lyburn  
Director of Economic Development*

*Mark E. Ripper  
Director of Technology Services*

*Celene E. Steckel  
Director of Citizen Services*

*Ted Zaleski, III  
Director of Management and Budget*

QUICK GUIDE  
TO THE  
COMMUNITY INVESTMENT PLAN





# **A Quick Guide to the FY 21 – 26 Community Investment Plan Department of Management and Budget**

## **Introduction**

The combined Operating and Capital Budget books are more than six hundred pages long and contain a great deal of information. This Quick Guide is intended to serve as a summary of important information and changes, as well as a tool for understanding and locating information in the budget books.

Recommended, Proposed, and Adopted Budgets are available online at <https://www.carrollcountymd.gov/government/directory/management-budget/bureau-of-budget/>.

### **Revenues (31-35)**

- Total Capital Fund revenues are budgeted at \$74.9M in FY 21, an increase of \$9.1M from the FY 20 Capital Fund budget of \$65.8M.
- A portion of Real Property Tax revenue is appropriated directly to the Agricultural Land Preservation Program.
- 9.09% of Local Income Tax has been dedicated for school construction and debt service.
- In FY 21, the largest sources of revenue are \$37.5M in Bonds and \$12.4M in Local Income Tax. The bonds are used for funding infrastructure projects. Local Income Tax is used to pay debt service on recently completed school projects.
- Impact Fee collections are used to fund school and park construction projects. The School Impact Fee is set at \$0 until FY 21 due to the County having met capacity needs.
- The entire \$2.5M State allocation of Highway User Revenue for FY 21 is directly appropriated to the Capital Fund for road projects.

### **Public Schools (53-69)**

- Career and Technology Center (63) – This project provides \$61.6M in FY 21 – 23, for total funding of \$74.7M, to expand and renovate the Career and Technology Center.
- East Middle School Replacement (64) – \$56.6M is included in FY 24 – 26 for the design and construction of a replacement middle school. Additional funding will be included outside the plan.
- Relocatable Classroom Removal (66) – This project provides \$0.6M in funding throughout the six years for removing relocatable classrooms from various school sites where they are no longer needed.

### **Conservation and Open Space (71-77)**

- Agricultural Land Preservation (75) – Total funding for Agricultural Land Preservation for FY 21 – 26 is \$36.1M and includes funding for easements and

debt service to landowners participating in Installment Purchase Agreements (IPAs). A portion of Property Tax is dedicated to this project and to debt service on IPAs.

- Stormwater Facility Renovation (76) – \$1.8M is included in FY 21 – 26 for a long-term plan to keep existing County-owned stormwater management facilities in compliance with the National Pollution Discharge Elimination Permit and to extend the useful life of the facilities. The plan is to evaluate and repair 5 to 10 facilities per year over a 30-year period. Funding will be used for erosion repairs, replacement of filter material, and replacement of metal pipes with concrete pipes.
- Watershed Assessment and Improvements National Pollutant Discharge Elimination System (NPDES) (77) – \$21.6M is included in the FY 21 – 26 CIP to implement watershed improvement projects to work toward mitigating impervious surface areas within the County to stay compliant with the NPDES permit. In FY 15, the municipalities and the County agreed to a combined NPDES permit with the County paying 80% of the cost to mitigate municipal impervious surfaces. The County has applied for a new 5-year permit and is waiting for approval.

#### **Public Works (79-106)**

- Approximately \$93.5M is included in the FY 21 – 26 CIP to maintain roads throughout the County through Pavement Management (87) and Pavement Preservation (88).
- Funding of \$2.7M is included for video inspection and rehabilitation of storm drains in FY 21 – 26.
- State Road Projects (91) – Funding of \$0.2M is included in FY 21 – 22 to provide funding for State projects.
- McKinstry Mill Road over Little Pipe Creek (104) – Funding of \$0.3M is planned in FY 24 for design. Additional funding will be included outside the plan for replacement of the bridge structure.
- Patapsco Road Bridge Deck Replacement (106) – Funding of \$0.2M is planned in FY 26 for design. Additional funding will be included outside the plan for replacement of the deck.
- Funding of \$7.1M is included for the replacement or rehabilitation of four bridges in the FY 21 – 26 CIP.

#### **Recreation and Culture (107-133)**

- Gillis Falls Trail (117) – Funding of \$0.5M is included in FY 21 to establish a trail connecting Salt Box Park to the Equestrian Center.
- Hashawha and Bear Branch Paving (118) – Funding of \$0.6M is planned in FY 23 for repairs and overlays at the Bear Branch Nature Center and Hashawha Environmental Center.
- Krimgold Park Phase II (119) – This project includes funding of \$0.4M in FY 21 for construction of a parking lot and trail.
- Leister Park Phase II (121) – Funding of \$0.2M is planned in FY 22 to establish a walking trail to connect with the existing trail.

- Northwest Trail (122) – Funding of \$1.1M is planned in FY 25 to establish a trail from Taneytown to the Pennsylvania line.
- Funding of \$1.0M is planned for improvements at Piney Run Park including paving of an existing stone road and parking lots (125), and replacement of the seawall, boat launch (127), and a pavilion (124).
- Sports Complex Lighting (129) – Funding of \$0.8M is included in FY 21 and 23 for lighting additions.
- Union Mills Water Wheel, Shaft, and Flume Replacements (132) are included in the FY 21 – 26 CIP, for total funding of \$0.9M.
- Westminster Veterans Memorial Park (133) – Funding of \$0.3M is included in FY 21 for a playground, pavilion, and monument, for total funding of \$2.6M.

### **General Government (135-154)**

- Carroll Community College Systemic Renovations (139) – This project provides funding of \$2.5M in FY 23, for total funding of \$8.2M, for the fire alarms, boiler and chiller replacements, and the building envelope.
- Carroll Community College Technology (140) – Funding of \$0.7M is included in FY 21 – 22, for total funding of \$1.8M, for replacement of laboratory computers and classroom technology.
- Charles Carroll Gymnasium and Community Center (141) – This project provides additional funding of \$0.6M, for total funding of \$4.2M, for a community center on the site of the former Charles Carroll Elementary School. FY 21 provides funding for road improvements and additional square feet to accommodate bleachers.
- County Building Systemic Renovations (142) – This project provides ongoing funding of \$5.1M in FY 21 – 26 for replacements of County facilities’ HVAC and roofs.
- County Technology (143) – Funding of \$8.5M is included in FY 21 – 26 for replacement of County government information and communication systems.
- Courthouse Annex Renovation (144) – Funding of \$0.9M, for total funding of \$1.1M, is included to renovate office space and bathrooms.
- Detention Center Access System Replacement (145) – This project provides funding of \$0.4M in FY 21 for the Detention Center access system replacement.
- Elections Voting Equipment (146) – This project provides funding of \$0.6M in FY 21 to update, implement, and/or purchase voting equipment.
- Public Safety Emergency Communications Radios (151) – This project provides funding of \$5.2M for replacement of mobile and portable radios used by Public Safety and other governmental agencies.
- Public Safety Training Center Improvements (153) – This project provides funding of \$2.0M in FY 21 – 22, for total funding of \$7.3M, to complete additional phases to the Training Center. Included are parking lots, a multi-story burn building, training props, and an outdoor classroom.
- Sheriff’s Office – Eldersburg Precinct (154) – Funding of \$7.2M is included in FY 23 – 24 for construction of a precinct in Eldersburg.

**Airport Enterprise Fund (163-168)**

- Airport Runway Extension (166) – Included in FY 21 is an additional \$0.4M Airport Enterprise Fund revenue to offset a reduction in Maryland Aviation Administration Funding.
- Automated Weather Observing System (AWOS) (167) – Funding of \$0.2M is included in FY 21 for the replacement of the AWOS.

**Fiber Network Enterprise Fund (169-172)**

- CCPN Equipment Replacement (172) – This project provides planned funding of \$1.0M in FY 22 for the replacement of equipment for the Carroll County Public Network.

**Utilities Enterprise Fund (173-201)**

- County Water Line Rehabilitation/Replacement (177) – Funding of \$4.2M is included in FY 21 – 26, for total funding of \$4.9M, to rehabilitate, repair, and replace water lines in the Freedom, Bark Hill, and Pleasant Valley Service Areas.
- Funding of \$1.4M is included in FY 21 – 26 for rehabilitation of Board of Education Facilities served by Utilities including Runnymede Elementary (186), South Carroll High (190), and Winfield Elementary (1201).
- Included in FY 21 is funding of \$0.4M, for total funding of \$0.7M, to rehabilitate water and sewer lines at the Warfield Complex (196).

# COMPARISON CHARTS



**PUBLIC SCHOOLS**

	FY 21	FY 22	FY 23	FY 24	FY 25	FY 26	Prior Allocation	Balance To Complete	Total Project Cost
--	-------	-------	-------	-------	-------	-------	------------------	---------------------	--------------------

**Career and Technology Center**

Prior Adopted	32,035,806	15,000,000	0	0	0	0	13,064,194	0	60,100,000
Recommended	30,035,806	9,000,000	9,000,000	9,000,000	4,614,000	0	13,064,194	0	74,714,000
Proposed	30,035,806	9,000,000	9,000,000	9,000,000	4,614,000	0	13,064,194	0	74,714,000
Change From Prior Adopted	(2,000,000)	(6,000,000)	9,000,000	9,000,000	4,614,000	0	0	0	14,614,000
Change from Recommended	0	0	0	0	0	0	0	0	0

**East Middle School Replacement**

Prior Adopted	0	0	0	0	0	0	0	0	0
Recommended	0	0	0	5,300,000	42,324,000	9,000,000	0	12,526,000	69,150,000
Proposed	0	0	0	5,300,000	42,324,000	9,000,000	0	12,526,000	69,150,000
Change From Prior Adopted	0	0	0	5,300,000	42,324,000	9,000,000	0	12,526,000	69,150,000
Change from Recommended	0	0	0	0	0	0	0	0	0

**HVAC Improvements and Replacements**

Prior Adopted	4,806,000	9,122,000	6,296,000	7,355,000	9,426,000	0	0	0	37,005,000
Recommended	0	0	0	0	0	0	0	0	0
Proposed	0	0	0	0	0	0	0	0	0
Change From Prior Adopted	(4,806,000)	(9,122,000)	(6,296,000)	(7,355,000)	(9,426,000)	0	0	0	(37,005,000)
Change from Recommended	0	0	0	0	0	0	0	0	0

**HVAC System Replacement - Spring Garden Elementary**

Prior Adopted	3,160,000	0	0	0	0	0	3,175,000	0	6,335,000
Recommended	0	0	0	0	0	0	3,175,000	0	3,175,000
Proposed	0	0	0	0	0	0	0	0	0
Change From Prior Adopted	(3,160,000)	0	0	0	0	0	(3,175,000)	0	(6,335,000)
Change from Recommended	0	0	0	0	0	0	(3,175,000)	0	(3,175,000)

**Paving**

Prior Adopted	725,000	965,000	825,000	875,000	1,000,000	0	0	0	4,390,000
Recommended	725,000	965,000	825,000	875,000	1,000,000	1,050,000	0	0	5,440,000
Proposed	725,000	965,000	825,000	875,000	1,000,000	1,050,000	0	0	5,440,000
Change From Prior Adopted	0	0	0	0	0	1,050,000	0	0	1,050,000
Change from Recommended	0	0	0	0	0	0	0	0	0

**Relocatable Classroom Removal**

Prior Adopted	185,000	0	195,000	0	205,000	0	0	0	585,000
Recommended	185,000	0	195,000	0	205,000	0	0	0	585,000
Proposed	185,000	0	195,000	0	205,000	0	0	0	585,000
Change From Prior Adopted	0	0	0	0	0	0	0	0	0
Change from Recommended	0	0	0	0	0	0	0	0	0

**Roof Repairs**

Prior Adopted	0	0	0	200,000	0	0	0	0	200,000
Recommended	0	190,000	0	200,000	0	210,000	0	0	600,000
Proposed	0	190,000	0	200,000	0	210,000	0	0	600,000
Change From Prior Adopted	0	190,000	0	0	0	210,000	0	0	400,000
Change from Recommended	0	0	0	0	0	0	0	0	0

**Roof Replacements**

Prior Adopted	2,564,100	2,117,850	3,418,800	4,352,250	5,562,900	0	0	0	18,015,900
Recommended	0	0	0	0	0	0	0	0	0
Proposed	0	0	0	0	0	0	0	0	0
Change From Prior Adopted	(2,564,100)	(2,117,850)	(3,418,800)	(4,352,250)	(5,562,900)	0	0	0	(18,015,900)
Change from Recommended	0	0	0	0	0	0	0	0	0

**Technology Improvements**

Prior Adopted	1,000,000	1,000,000	1,000,000	1,000,000	1,000,000	0	0	0	5,000,000
Recommended	1,000,000	1,000,000	1,000,000	1,000,000	1,000,000	1,000,000	0	0	6,000,000
Proposed	1,000,000	1,000,000	1,000,000	1,000,000	1,000,000	1,000,000	0	0	6,000,000
Change From Prior Adopted	0	0	0	0	0	1,000,000	0	0	1,000,000
Change from Recommended	0	0	0	0	0	0	0	0	0

**Transfer to Operating Budget for BOE Debt Service**

Prior Adopted	11,101,031	11,544,231	12,924,240	14,230,976	14,424,355	0	0	0	64,224,833
Recommended	10,461,158	10,757,958	11,476,291	12,491,926	13,133,235	14,319,930	0	0	72,640,498
Proposed	10,461,158	10,757,958	11,476,291	12,491,926	13,133,235	14,319,930	0	0	72,640,498
Change From Prior Adopted	(639,873)	(786,273)	(1,447,949)	(1,739,050)	(1,291,120)	14,319,930	0	0	8,415,665
Change from Recommended	0	0	0	0	0	0	0	0	0

**PUBLIC SCHOOLS**

Prior      Balance To      Total  
Allocation      Complete      Project Cost

FY 21      FY 22      FY 23      FY 24      FY 25      FY 26

**Window Replacement - South Carroll High**

Prior Adopted	1,575,000	0	0	0	0	0	155,000	0	1,730,000
Recommended	0	0	0	0	0	0	155,000	0	155,000
Proposed	0	0	0	0	0	0	0	0	0
Change From Prior Adopted	(1,575,000)	0	0	0	0	0	(155,000)	0	(1,730,000)
Change from Recommended	0	0	0	0	0	0	(155,000)	0	(155,000)

**Window Replacement - Westminster High**

Prior Adopted	1,575,000	0	0	0	0	0	155,000	0	1,730,000
Recommended	0	0	0	0	0	0	155,000	0	155,000
Proposed	0	0	0	0	0	0	0	0	0
Change From Prior Adopted	(1,575,000)	0	0	0	0	0	(155,000)	0	(1,730,000)
Change from Recommended	0	0	0	0	0	0	(155,000)	0	(155,000)

**PUBLIC SCHOOLS TOTAL**

Prior Adopted	58,726,937	39,749,081	24,659,040	28,013,226	31,618,255	0	16,549,194	0	199,315,733
Recommended	42,406,964	21,912,958	22,496,291	28,866,926	62,276,235	25,579,930	16,549,194	12,526,000	232,614,498
Proposed	42,406,964	21,912,958	22,496,291	28,866,926	62,276,235	25,579,930	13,064,194	12,526,000	229,129,498
Change From Prior Adopted	(16,319,973)	(17,836,123)	(2,162,749)	853,700	30,657,980	25,579,930	(3,485,000)	12,526,000	29,813,765
Change from Recommended	0	0	0	0	0	0	(3,485,000)	0	(3,485,000)



## CONSERVATION AND OPEN SPACE

	FY 21	FY 22	FY 23	FY 24	FY 25	FY 26	Prior Allocation	Balance To Complete	Total Project Cost
<b>Agricultural Land Preservation</b>									
Prior Adopted	4,678,190	5,003,940	4,983,000	4,983,000	4,983,000	0	0	0	24,631,130
Recommended	4,828,940	4,983,000	4,983,000	4,983,000	4,983,000	4,983,000	0	0	29,743,940
Proposed	4,483,000	4,483,000	4,483,000	4,483,000	4,483,000	4,483,000	0	0	26,898,000
Change From Prior Adopted	(195,190)	(520,940)	(500,000)	(500,000)	(500,000)	4,483,000	0	0	2,266,870
Change from Recommended	(345,940)	(500,000)	(500,000)	(500,000)	(500,000)	(500,000)	0	0	(2,845,940)
<b>Stormwater Facility Renovation</b>									
Prior Adopted	310,000	310,000	310,000	310,000	310,000	0	0	0	1,550,000
Recommended	325,000	300,000	300,000	300,000	300,000	300,000	0	0	1,825,000
Proposed	325,000	300,000	300,000	300,000	300,000	300,000	0	0	1,825,000
Change From Prior Adopted	15,000	(10,000)	(10,000)	(10,000)	(10,000)	300,000	0	0	275,000
Change from Recommended	0	0	0	0	0	0	0	0	0
<b>Watershed Assessment and Improvement (NPDES)</b>									
Prior Adopted	3,350,000	3,450,000	3,550,000	3,650,000	3,750,000	0	0	0	17,750,000
Recommended	3,350,000	3,450,000	3,550,000	3,650,000	3,750,000	3,850,000	0	0	21,600,000
Proposed	3,350,000	3,450,000	3,550,000	3,650,000	3,750,000	3,850,000	0	0	21,600,000
Change From Prior Adopted	0	0	0	0	0	3,850,000	0	0	3,850,000
Change from Recommended	0	0	0	0	0	0	0	0	0
<b>CONSERVATION AND OPEN SPACE TOTAL</b>									
Prior Adopted	8,338,190	8,763,940	8,843,000	8,943,000	9,043,000	0	0	0	43,931,130
Recommended	8,503,940	8,733,000	8,833,000	8,933,000	9,033,000	9,133,000	0	0	53,168,940
Proposed	8,158,000	8,233,000	8,333,000	8,433,000	8,533,000	8,633,000	0	0	50,323,000
Change From Prior Adopted	(180,190)	(530,940)	(510,000)	(510,000)	(510,000)	8,633,000	0	0	6,391,870
Change from Recommended	(345,940)	(500,000)	(500,000)	(500,000)	(500,000)	(500,000)	0	0	(2,845,940)

# ROADS

	FY 21	FY 22	FY 23	FY 24	FY 25	FY 26	Prior Allocation	Balance To Complete	Total Project Cost
<b>Highway Safety Improvements</b>									
Prior Adopted	32,000	33,000	35,000	37,000	38,000	0	0	0	175,000
Recommended	32,000	33,000	35,000	37,000	38,000	40,000	0	0	215,000
Proposed	32,000	33,000	35,000	37,000	38,000	40,000	0	0	215,000
Change From Prior Adopted	0	0	0	0	0	40,000	0	0	40,000
Change from Recommended	0	0	0	0	0	0	0	0	0
<b>Pavement Management Program</b>									
Prior Adopted	12,861,000	12,806,000	10,853,000	15,125,000	15,878,000	0	0	0	67,523,000
Recommended	13,371,000	13,286,000	11,293,000	15,525,000	15,878,000	16,673,000	0	0	86,026,000
Proposed	13,371,000	13,286,000	11,293,000	15,525,000	15,878,000	16,673,000	0	0	86,026,000
Change From Prior Adopted	510,000	480,000	440,000	400,000	0	16,673,000	0	0	18,503,000
Change from Recommended	0	0	0	0	0	0	0	0	0
<b>Pavement Preservation</b>									
Prior Adopted	1,147,000	1,181,000	1,216,000	1,275,000	1,350,000	0	0	0	6,169,000
Recommended	1,150,000	1,180,000	1,215,000	1,255,000	1,300,000	1,350,000	0	0	7,450,000
Proposed	1,150,000	1,180,000	1,215,000	1,255,000	1,300,000	1,350,000	0	0	7,450,000
Change From Prior Adopted	3,000	(1,000)	(1,000)	(20,000)	(50,000)	1,350,000	0	0	1,281,000
Change from Recommended	0	0	0	0	0	0	0	0	0
<b>Ramp and Sidewalk Upgrades</b>									
Prior Adopted	81,000	85,000	88,000	92,000	96,000	0	0	0	442,000
Recommended	81,000	85,000	88,000	92,000	96,000	103,000	0	0	545,000
Proposed	81,000	85,000	88,000	92,000	96,000	103,000	0	0	545,000
Change From Prior Adopted	0	0	0	0	0	103,000	0	0	103,000
Change from Recommended	0	0	0	0	0	0	0	0	0
<b>Small Drainage Structures</b>									
Prior Adopted	223,500	253,000	283,000	313,000	343,500	0	0	0	1,416,000
Recommended	223,500	253,000	283,000	313,000	343,500	360,000	0	0	1,776,000
Proposed	223,500	253,000	283,000	313,000	343,500	360,000	0	0	1,776,000
Change From Prior Adopted	0	0	0	0	0	360,000	0	0	360,000
Change from Recommended	0	0	0	0	0	0	0	0	0
<b>State Road Projects</b>									
Prior Adopted	100,000	100,000	0	0	0	0	764,990	0	964,990
Recommended	100,000	100,000	0	0	0	0	764,990	0	964,990
Proposed	100,000	100,000	0	0	0	0	764,990	0	964,990
Change From Prior Adopted	0	0	0	0	0	0	0	0	0
Change from Recommended	0	0	0	0	0	0	0	0	0
<b>Storm Drain Rehabilitation</b>									
Prior Adopted	223,500	253,000	283,000	313,000	343,500	0	0	0	1,416,000
Recommended	223,500	253,000	283,000	313,000	343,500	360,000	0	0	1,776,000
Proposed	223,500	253,000	283,000	313,000	343,500	360,000	0	0	1,776,000
Change From Prior Adopted	0	0	0	0	0	360,000	0	0	360,000
Change from Recommended	0	0	0	0	0	0	0	0	0
<b>Storm Drain Video Inspection</b>									
Prior Adopted	139,000	143,000	147,000	151,000	156,000	0	0	0	736,000
Recommended	139,000	146,000	153,000	161,000	169,000	177,000	0	0	945,000
Proposed	139,000	146,000	153,000	161,000	169,000	177,000	0	0	945,000
Change From Prior Adopted	0	3,000	6,000	10,000	13,000	177,000	0	0	209,000
Change from Recommended	0	0	0	0	0	0	0	0	0
<b>ROADS TOTAL</b>									
Prior Adopted	14,807,000	14,854,000	12,905,000	17,306,000	18,205,000	0	764,990	0	78,841,990
Recommended	15,320,000	15,336,000	13,350,000	17,696,000	18,168,000	19,063,000	764,990	0	99,697,990
Proposed	15,320,000	15,336,000	13,350,000	17,696,000	18,168,000	19,063,000	764,990	0	99,697,990
Change From Prior Adopted	513,000	482,000	445,000	390,000	(37,000)	19,063,000	0	0	20,856,000
Change from Recommended	0	0	0	0	0	0	0	0	0

# BRIDGES

	FY 21	FY 22	FY 23	FY 24	FY 25	FY 26	Prior Allocation	Balance To Complete	Total Project Cost
<b>Bridge Inspection and Inventory</b>									
Prior Adopted	44,000	45,000	47,000	49,000	52,000	0	0	0	237,000
Recommended	30,000	31,000	32,000	33,000	34,000	35,000	0	0	195,000
Proposed	30,000	31,000	32,000	33,000	34,000	35,000	0	0	195,000
Change From Prior Adopted	(14,000)	(14,000)	(15,000)	(16,000)	(18,000)	35,000	0	0	(42,000)
Change from Recommended	0	0	0	0	0	0	0	0	0
<b>Bridge Maintenance and Structural Repair</b>									
Prior Adopted	75,000	78,000	82,000	85,000	89,000	0	0	0	409,000
Recommended	75,000	78,000	82,000	85,000	89,000	94,000	0	0	503,000
Proposed	75,000	78,000	82,000	85,000	89,000	94,000	0	0	503,000
Change From Prior Adopted	0	0	0	0	0	94,000	0	0	94,000
Change from Recommended	0	0	0	0	0	0	0	0	0
<b>Brown Road over Roaring Run</b>									
Prior Adopted	0	0	0	0	0	0	0	0	0
Recommended	0	0	0	270,000	0	1,439,000	0	0	1,709,000
Proposed	0	0	0	270,000	0	1,439,000	0	0	1,709,000
Change From Prior Adopted	0	0	0	270,000	0	1,439,000	0	0	1,709,000
Change from Recommended	0	0	0	0	0	0	0	0	0
<b>Cleaning and Painting of Bridge Structural Steel</b>									
Prior Adopted	223,000	234,000	246,000	258,000	271,000	0	0	0	1,232,000
Recommended	223,000	234,000	246,000	258,000	271,000	284,000	0	0	1,516,000
Proposed	223,000	234,000	246,000	258,000	271,000	284,000	0	0	1,516,000
Change From Prior Adopted	0	0	0	0	0	284,000	0	0	284,000
Change from Recommended	0	0	0	0	0	0	0	0	0
<b>Gaither Road over South Branch Patapsco</b>									
Prior Adopted	1,997,000	0	0	0	0	0	275,000	0	2,272,000
Recommended	0	2,096,850	0	0	0	0	275,000	0	2,371,850
Proposed	0	2,096,850	0	0	0	0	275,000	0	2,371,850
Change From Prior Adopted	(1,997,000)	2,096,850	0	0	0	0	0	0	99,850
Change from Recommended	0	0	0	0	0	0	0	0	0
<b>Hawks Hill Road over Little Pipe Creek Tributary</b>									
Prior Adopted	0	255,000	0	510,000	0	0	0	0	765,000
Recommended	0	255,000	0	510,000	0	0	0	0	765,000
Proposed	0	255,000	0	510,000	0	0	0	0	765,000
Change From Prior Adopted	0	0	0	0	0	0	0	0	0
Change from Recommended	0	0	0	0	0	0	0	0	0
<b>McKinstry's Mill Road over Little Pipe Creek</b>									
Prior Adopted	0	0	0	250,000	0	0	0	1,668,000	1,918,000
Recommended	0	0	0	250,000	0	0	0	1,746,000	1,996,000
Proposed	0	0	0	250,000	0	0	0	1,746,000	1,996,000
Change From Prior Adopted	0	0	0	0	0	0	0	78,000	78,000
Change from Recommended	0	0	0	0	0	0	0	0	0
<b>Old Kays Mill Road over Beaver Run</b>									
Prior Adopted	0	0	0	0	0	0	0	0	0
Recommended	0	0	0	270,000	0	2,296,000	0	0	2,566,000
Proposed	0	0	0	270,000	0	2,296,000	0	0	2,566,000
Change From Prior Adopted	0	0	0	270,000	0	2,296,000	0	0	2,566,000
Change from Recommended	0	0	0	0	0	0	0	0	0
<b>Patapsco Road Bridge Deck Replacement</b>									
Prior Adopted	0	0	0	0	0	0	0	0	0
Recommended	0	0	0	0	0	170,000	0	424,000	594,000
Proposed	0	0	0	0	0	170,000	0	424,000	594,000
Change From Prior Adopted	0	0	0	0	0	170,000	0	424,000	594,000
Change from Recommended	0	0	0	0	0	0	0	0	0
<b>BRIDGES TOTAL</b>									
Prior Adopted	2,339,000	612,000	375,000	1,152,000	412,000	0	275,000	1,668,000	6,833,000
Recommended	328,000	2,694,850	360,000	1,676,000	394,000	4,318,000	275,000	2,170,000	12,215,850
Proposed	328,000	2,694,850	360,000	1,676,000	394,000	4,318,000	275,000	2,170,000	12,215,850
Change From Prior Adopted	(2,011,000)	2,082,850	(15,000)	524,000	(18,000)	4,318,000	0	502,000	5,382,850
Change from Recommended	0	0	0	0	0	0	0	0	0

# RECREATION AND CULTURE

	FY 21	FY 22	FY 23	FY 24	FY 25	FY 26	Prior Allocation	Balance To Complete	Total Project Cost
<b>Bark Hill Park Trail</b>									
Prior Adopted	0	0	0	0	0	0	0	0	0
Recommended	0	0	0	0	0	312,000	0	0	312,000
Proposed	0	0	0	0	0	312,000	0	0	312,000
Change From Prior Adopted	0	0	0	0	0	312,000	0	0	312,000
Change from Recommended	0	0	0	0	0	0	0	0	0
<b>Bear Branch Nature Center Pavilion Replacement</b>									
Prior Adopted	0	0	0	197,000	0	0	0	0	197,000
Recommended	0	0	0	197,000	0	0	0	0	197,000
Proposed	0	0	0	197,000	0	0	0	0	197,000
Change From Prior Adopted	0	0	0	0	0	0	0	0	0
Change from Recommended	0	0	0	0	0	0	0	0	0
<b>Cape Horn Park Waterless Restroom Replacement</b>									
Prior Adopted	0	0	0	0	0	0	0	0	0
Recommended	0	0	0	0	0	294,000	0	0	294,000
Proposed	0	0	0	0	0	294,000	0	0	294,000
Change From Prior Adopted	0	0	0	0	0	294,000	0	0	294,000
Change from Recommended	0	0	0	0	0	0	0	0	0
<b>Community Self-Help Projects</b>									
Prior Adopted	82,000	84,000	86,000	88,000	90,000	0	0	0	430,000
Recommended	82,000	84,000	86,000	88,000	90,000	92,000	0	0	522,000
Proposed	82,000	84,000	86,000	88,000	90,000	92,000	0	0	522,000
Change From Prior Adopted	0	0	0	0	0	92,000	0	0	92,000
Change from Recommended	0	0	0	0	0	0	0	0	0
<b>Deer Park Lighting Replacement</b>									
Prior Adopted	0	0	0	0	291,000	0	0	0	291,000
Recommended	0	0	0	0	291,000	0	0	0	291,000
Proposed	0	0	0	0	291,000	0	0	0	291,000
Change From Prior Adopted	0	0	0	0	0	0	0	0	0
Change from Recommended	0	0	0	0	0	0	0	0	0
<b>Deer Park Phase II</b>									
Prior Adopted	0	0	0	0	0	0	1,704,000	0	1,704,000
Recommended	100,000	0	0	0	0	0	1,604,000	0	1,704,000
Proposed	100,000	0	0	0	0	0	1,604,000	0	1,704,000
Change From Prior Adopted	100,000	0	0	0	0	0	(100,000)	0	0
Change from Recommended	0	0	0	0	0	0	0	0	0
<b>Gillis Falls Trail</b>									
Prior Adopted	467,000	0	0	0	0	0	0	0	467,000
Recommended	467,000	0	0	0	0	0	0	0	467,000
Proposed	467,000	0	0	0	0	0	0	0	467,000
Change From Prior Adopted	0	0	0	0	0	0	0	0	0
Change from Recommended	0	0	0	0	0	0	0	0	0
<b>Hashawha and Bear Branch Paving</b>									
Prior Adopted	0	536,000	0	0	0	0	0	0	536,000
Recommended	0	0	552,000	0	0	0	0	0	552,000
Proposed	0	0	552,000	0	0	0	0	0	552,000
Change From Prior Adopted	0	(536,000)	552,000	0	0	0	0	0	16,000
Change from Recommended	0	0	0	0	0	0	0	0	0
<b>Kringold Park Phase II</b>									
Prior Adopted	400,000	0	0	0	0	0	0	0	400,000
Recommended	400,000	0	0	0	0	0	0	0	400,000
Proposed	400,000	0	0	0	0	0	0	0	400,000
Change From Prior Adopted	0	0	0	0	0	0	0	0	0
Change from Recommended	0	0	0	0	0	0	0	0	0

# RECREATION AND CULTURE

	FY 21	FY 22	FY 23	FY 24	FY 25	FY 26	Prior Allocation	Balance To Complete	Total Project Cost
<b>Land Acquisition</b>									
Prior Adopted	371,000	350,000	350,000	350,000	350,000	0	0	0	1,771,000
Recommended	307,000	340,000	358,000	365,000	376,000	387,000	0	0	2,133,000
Proposed	307,000	340,000	358,000	365,000	376,000	387,000	0	0	2,133,000
Change From Prior Adopted	(64,000)	(10,000)	8,000	15,000	26,000	387,000	0	0	362,000
Change from Recommended	0	0	0	0	0	0	0	0	0
<b>Leister Park Phase II</b>									
Prior Adopted	0	191,000	0	0	0	0	0	0	191,000
Recommended	0	191,000	0	0	0	0	0	0	191,000
Proposed	0	191,000	0	0	0	0	0	0	191,000
Change From Prior Adopted	0	0	0	0	0	0	0	0	0
Change from Recommended	0	0	0	0	0	0	0	0	0
<b>Northwest Trail</b>									
Prior Adopted	0	0	0	0	1,100,000	0	0	0	1,100,000
Recommended	0	0	0	0	1,100,000	0	0	0	1,100,000
Proposed	0	0	0	0	1,100,000	0	0	0	1,100,000
Change From Prior Adopted	0	0	0	0	0	0	0	0	0
Change from Recommended	0	0	0	0	0	0	0	0	0
<b>Old Liberty Road Park Paving</b>									
Prior Adopted	0	0	0	114,000	0	0	0	0	114,000
Recommended	0	0	0	0	0	0	0	0	0
Proposed	0	0	0	0	0	0	0	0	0
Change From Prior Adopted	0	0	0	(114,000)	0	0	0	0	(114,000)
Change from Recommended	0	0	0	0	0	0	0	0	0
<b>Park Restoration</b>									
Prior Adopted	175,000	180,000	185,000	190,000	195,000	0	0	0	925,000
Recommended	175,000	180,000	185,000	190,000	195,000	200,000	0	0	1,125,000
Proposed	175,000	180,000	185,000	190,000	195,000	200,000	0	0	1,125,000
Change From Prior Adopted	0	0	0	0	0	200,000	0	0	200,000
Change from Recommended	0	0	0	0	0	0	0	0	0
<b>Piney Run Pavilion Replacement</b>									
Prior Adopted	0	0	0	181,000	0	0	0	0	181,000
Recommended	0	0	0	181,000	0	0	0	0	181,000
Proposed	0	0	0	181,000	0	0	0	0	181,000
Change From Prior Adopted	0	0	0	0	0	0	0	0	0
Change from Recommended	0	0	0	0	0	0	0	0	0
<b>Piney Run Pavilion Road Paving</b>									
Prior Adopted	0	213,000	0	0	0	0	0	0	213,000
Recommended	0	213,000	0	0	0	0	0	0	213,000
Proposed	0	213,000	0	0	0	0	0	0	213,000
Change From Prior Adopted	0	0	0	0	0	0	0	0	0
Change from Recommended	0	0	0	0	0	0	0	0	0
<b>Piney Run Paving</b>									
Prior Adopted	0	0	0	0	0	0	0	0	0
Recommended	0	0	0	0	0	290,000	0	0	290,000
Proposed	0	0	0	0	0	290,000	0	0	290,000
Change From Prior Adopted	0	0	0	0	0	290,000	0	0	290,000
Change from Recommended	0	0	0	0	0	0	0	0	0
<b>Piney Run Seawall and Launch Replacement</b>									
Prior Adopted	0	0	0	0	0	0	0	0	0
Recommended	0	0	0	0	0	277,000	0	0	277,000
Proposed	0	0	0	0	0	277,000	0	0	277,000
Change From Prior Adopted	0	0	0	0	0	277,000	0	0	277,000
Change from Recommended	0	0	0	0	0	0	0	0	0

# RECREATION AND CULTURE

Prior      Balance To      Total  
Allocation      Complete      Project Cost

FY 21      FY 22      FY 23      FY 24      FY 25      FY 26

## Sports Complex Building Roof

Prior Adopted	0	0	193,000	0	0	0	0	0	193,000
Recommended	0	0	301,000	0	0	0	0	0	301,000
Proposed	0	0	301,000	0	0	0	0	0	301,000
Change From Prior Adopted	0	0	108,000	0	0	0	0	0	108,000
Change from Recommended	0	0	0	0	0	0	0	0	0

## Sports Complex Lighting

Prior Adopted	280,000	500,000	0	0	0	0	683,000	0	1,463,000
Recommended	280,000	0	525,000	0	0	0	683,000	0	1,488,000
Proposed	280,000	0	525,000	0	0	0	683,000	0	1,488,000
Change From Prior Adopted	0	(500,000)	525,000	0	0	0	0	0	25,000
Change from Recommended	0	0	0	0	0	0	0	0	0

## Tot Lot Replacement

Prior Adopted	83,000	86,000	89,000	92,000	97,000	0	0	0	447,000
Recommended	83,000	86,000	89,000	92,000	97,000	321,000	0	0	768,000
Proposed	83,000	86,000	89,000	92,000	97,000	321,000	0	0	768,000
Change From Prior Adopted	0	0	0	0	0	321,000	0	0	321,000
Change from Recommended	0	0	0	0	0	0	0	0	0

## Town Fund

Prior Adopted	18,560	17,780	17,780	17,780	17,780	0	0	0	89,680
Recommended	16,700	17,800	17,800	17,800	17,800	17,800	0	0	105,700
Proposed	16,700	17,800	17,800	17,800	17,800	17,800	0	0	105,700
Change From Prior Adopted	(1,860)	20	20	20	20	17,800	0	0	16,020
Change from Recommended	0	0	0	0	0	0	0	0	0

## Union Mills Flume, Shaft, and Waterwheel Replacement

Prior Adopted	0	0	164,000	435,000	0	0	291,000	0	890,000
Recommended	0	0	164,000	435,000	0	0	291,000	0	890,000
Proposed	0	0	164,000	435,000	0	0	291,000	0	890,000
Change From Prior Adopted	0	0	0	0	0	0	0	0	0
Change from Recommended	0	0	0	0	0	0	0	0	0

## Westminster Veterans Memorial Park Phase I

Prior Adopted	0	0	0	0	0	0	2,303,596		
Recommended	300,000	0	0	0	0	0	2,303,596	0	0
Proposed	0	0	0	0	0	0	0	0	0
Change From Prior Adopted	0	0	0	0	0	0	(2,303,596)	0	0
Change from Recommended	(300,000)	0	0	0	0	0	(2,303,596)	0	0

## RECREATION AND CULTURE TOTAL

Prior Adopted	1,876,560	2,157,780	1,084,780	1,664,780	2,140,780	0	4,981,596	0	11,602,680
Recommended	2,210,700	1,111,800	2,277,800	1,565,800	2,166,800	2,190,800	4,881,596	0	13,801,700
Proposed	1,910,700	1,111,800	2,277,800	1,565,800	2,166,800	2,190,800	2,578,000	0	13,801,700
Change From Prior Adopted	34,140	(1,045,980)	1,193,020	(98,980)	26,020	2,190,800	(2,403,596)	0	2,199,020
Change from Recommended	(300,000)	0	0	0	0	0	(2,303,596)	0	0

**GENERAL GOVERNMENT**

	FY 21	FY 22	FY 23	FY 24	FY 25	FY 26	Prior Allocation	Balance To Complete	Total Project Cost
--	-------	-------	-------	-------	-------	-------	------------------	---------------------	--------------------

**Carroll Community College Systemic Renovations**

Prior Adopted	0	0	0	0	0	0	0	0	0
Recommended	0	0	2,473,650	0	0	0	5,744,000	0	8,217,650
Proposed	0	0	2,473,650	0	0	0	5,744,000	0	8,217,650
Change From Prior Adopted	0	0	2,473,650	0	0	0	5,744,000	0	8,217,650
Change from Recommended	0	0	0	0	0	0	0	0	0

**Carroll Community College Technology**

Prior Adopted	350,000	350,000	0	0	0	0	1,050,000	0	1,750,000
Recommended	350,000	350,000	0	0	0	0	1,050,000	0	1,750,000
Proposed	350,000	350,000	0	0	0	0	1,050,000	0	1,750,000
Change From Prior Adopted	0	0	0	0	0	0	0	0	0
Change from Recommended	0	0	0	0	0	0	0	0	0

**Charles Carroll Gymnasium and Community Center**

Prior Adopted	420,000	0	0	0	0	0	3,510,000	0	3,930,000
Recommended	640,000	0	0	0	0	0	3,510,000	0	4,150,000
Proposed	640,000	0	0	0	0	0	3,510,000	0	4,150,000
Change From Prior Adopted	220,000	0	0	0	0	0	0	0	220,000
Change from Recommended	0	0	0	0	0	0	0	0	0

**County Building Systemic Renovations**

Prior Adopted	748,600	788,500	826,500	864,500	912,000	0	0	0	4,140,100
Recommended	748,600	788,500	826,500	864,500	912,000	960,000	0	0	5,100,100
Proposed	748,600	788,500	826,500	864,500	912,000	960,000	0	0	5,100,100
Change From Prior Adopted	0	0	0	0	0	960,000	0	0	960,000
Change from Recommended	0	0	0	0	0	0	0	0	0

**County Technology**

Prior Adopted	1,265,400	1,307,580	1,368,000	1,368,000	1,558,000	0	0	0	6,866,980
Recommended	1,265,400	1,307,580	1,368,000	1,368,000	1,558,000	1,600,000	0	0	8,466,980
Proposed	1,265,400	1,307,580	1,368,000	1,368,000	1,558,000	1,600,000	0	0	8,466,980
Change From Prior Adopted	0	0	0	0	0	1,600,000	0	0	1,600,000
Change from Recommended	0	0	0	0	0	0	0	0	0

**Courthouse Annex Renovation**

Prior Adopted	116,600	0	0	0	0	0	152,400	0	269,000
Recommended	2,174	0	897,826	0	0	0	152,400	0	1,052,400
Proposed	2,174	0	897,826	0	0	0	152,400	0	1,052,400
Change From Prior Adopted	(114,426)	0	897,826	0	0	0	0	0	783,400
Change from Recommended	0	0	0	0	0	0	0	0	0

**Detention Center Access System Replacement**

Prior Adopted	0	0	0	0	0	0	0	0	0
Recommended	400,000	0	0	0	0	0	0	0	400,000
Proposed	400,000	0	0	0	0	0	0	0	400,000
Change From Prior Adopted	400,000	0	0	0	0	0	0	0	400,000
Change from Recommended	0	0	0	0	0	0	0	0	0

**Elections Voting Equipment**

Prior Adopted	0	0	0	0	0	0	0	0	0
Recommended	605,000	0	0	0	0	0	0	0	605,000
Proposed	605,000	0	0	0	0	0	0	0	605,000
Change From Prior Adopted	605,000	0	0	0	0	0	0	0	605,000
Change from Recommended	0	0	0	0	0	0	0	0	0

**Fleet Lift Replacements**

Prior Adopted	0	212,000	0	212,000	0	0	0	0	424,000
Recommended	0	212,000	0	212,000	0	0	0	0	424,000
Proposed	0	212,000	0	212,000	0	0	0	0	424,000
Change From Prior Adopted	0	0	0	0	0	0	0	0	0
Change from Recommended	0	0	0	0	0	0	0	0	0

# GENERAL GOVERNMENT

	FY 21	FY 22	FY 23	FY 24	FY 25	FY 26	Prior Allocation	Balance To Complete	Total Project Cost
<b>Generator Replacement</b>									
Prior Adopted	132,000	139,000	146,000	153,000	161,000	0	0	0	731,000
Recommended	132,000	139,000	146,000	153,000	161,000	170,000	0	0	901,000
Proposed	132,000	139,000	146,000	153,000	161,000	170,000	0	0	901,000
Change From Prior Adopted	0	0	0	0	0	170,000	0	0	170,000
Change from Recommended	0	0	0	0	0	0	0	0	0
<b>Library Technology</b>									
Prior Adopted	100,000	100,000	100,000	100,000	100,000	0	0	0	500,000
Recommended	100,000	100,000	100,000	100,000	100,000	100,000	0	0	600,000
Proposed	100,000	100,000	100,000	100,000	100,000	100,000	0	0	600,000
Change From Prior Adopted	0	0	0	0	0	100,000	0	0	100,000
Change from Recommended	0	0	0	0	0	0	0	0	0
<b>Parking Lot Overlays</b>									
Prior Adopted	279,000	322,000	367,000	436,000	222,000	0	0	0	1,626,000
Recommended	279,000	322,000	367,000	436,000	222,000	233,000	0	0	1,859,000
Proposed	279,000	322,000	367,000	436,000	222,000	233,000	0	0	1,859,000
Change From Prior Adopted	0	0	0	0	0	233,000	0	0	233,000
Change from Recommended	0	0	0	0	0	0	0	0	0
<b>Public Safety Emergency Communication Radios</b>									
Prior Adopted	824,000	849,000	874,000	900,000	927,000	0	0	0	4,374,000
Recommended	824,000	849,000	785,000	891,000	927,000	956,000	0	0	5,232,000
Proposed	824,000	849,000	785,000	891,000	927,000	956,000	0	0	5,232,000
Change From Prior Adopted	0	0	(89,000)	(9,000)	0	956,000	0	0	858,000
Change from Recommended	0	0	0	0	0	0	0	0	0
<b>Public Safety Regional Water Supply</b>									
Prior Adopted	132,300	139,000	146,000	153,000	160,000	0	0	0	730,300
Recommended	132,300	139,000	146,000	153,000	160,000	168,000	0	0	898,300
Proposed	132,300	139,000	146,000	153,000	160,000	168,000	0	0	898,300
Change From Prior Adopted	0	0	0	0	0	168,000	0	0	168,000
Change from Recommended	0	0	0	0	0	0	0	0	0
<b>Public Safety Training Center</b>									
Prior Adopted	1,000,000	1,000,000	0	0	0	0	5,300,000	0	7,300,000
Recommended	1,000,000	1,000,000	0	0	0	0	5,300,000	0	7,300,000
Proposed	1,000,000	1,000,000	0	0	0	0	5,300,000	0	7,300,000
Change From Prior Adopted	0	0	0	0	0	0	0	0	0
Change from Recommended	0	0	0	0	0	0	0	0	0
<b>Sheriff's Office - Eldersburg Precinct</b>									
Prior Adopted	0	0	468,000	4,497,000	0	0	0	0	4,965,000
Recommended	0	0	650,000	6,500,000	0	0	0	0	7,150,000
Proposed	0	0	650,000	6,500,000	0	0	0	0	7,150,000
Change From Prior Adopted	0	0	182,000	2,003,000	0	0	0	0	2,185,000
Change from Recommended	0	0	0	0	0	0	0	0	0
<b>GENERAL GOVERNMENT TOTAL</b>									
Prior Adopted	5,367,900	5,207,080	4,295,500	8,683,500	4,040,000	0	10,012,400	0	37,606,380
Recommended	6,478,474	5,207,080	7,759,976	10,677,500	4,040,000	4,187,000	15,756,400	0	54,106,430
Proposed	6,478,474	5,207,080	7,759,976	10,677,500	4,040,000	4,187,000	15,756,400	0	54,106,430
Change From Prior Adopted	1,110,574	0	3,464,476	1,994,000	0	4,187,000	5,744,000	0	16,500,050
Change from Recommended	0	0	0	0	0	0	0	0	0



## AIRPORT ENTERPRISE FUND

	FY 21	FY 22	FY 23	FY 24	FY 25	FY 26	Prior Allocation	Balance To Complete	Total Project Cost
--	-------	-------	-------	-------	-------	-------	------------------	---------------------	--------------------

### Airport Runway Extension

Prior Adopted	0	0	0	0	0	0	82,601,525	0	82,601,525
Recommended	0	0	0	0	0	0	82,601,525	0	82,601,525
Proposed	0	0	0	0	0	0	82,601,525	0	82,601,525
Change From Prior Adopted	0	0	0	0	0	0	0	0	0
Change from Recommended	0	0	0	0	0	0	0	0	0

### Automated Weather Observing System (AWOS)

Prior Adopted	0	0	0	0	0	0	0	0	0
Recommended	200,000	0	0	0	0	0	0	0	200,000
Proposed	200,000	0	0	0	0	0	0	0	200,000
Change From Prior Adopted	200,000	0	0	0	0	0	0	0	200,000
Change from Recommended	0	0	0	0	0	0	0	0	0

### Grounds and Maintenance Equipment

Prior Adopted	17,500	17,500	17,500	17,500	17,500	0	0	0	87,500
Recommended	52,000	36,000	36,000	36,000	36,000	36,000	0	0	232,000
Proposed	52,000	36,000	36,000	36,000	36,000	36,000	0	0	232,000
Change From Prior Adopted	34,500	18,500	18,500	18,500	18,500	36,000	0	0	144,500
Change from Recommended	0	0	0	0	0	0	0	0	0

### AIRPORT ENTERPRISE FUND TOTAL

Prior Adopted	17,500	17,500	17,500	17,500	17,500	0	82,601,525	0	82,689,025
Recommended	252,000	36,000	36,000	36,000	36,000	36,000	82,601,525	0	83,033,525
Proposed	252,000	36,000	36,000	36,000	36,000	36,000	82,601,525	0	83,033,525
Change From Prior Adopted	234,500	18,500	18,500	18,500	18,500	36,000	0	0	344,500
Change from Recommended	0	0	0	0	0	0	0	0	0

## FIBER NETWORK ENTERPRISE FUND

	FY 21	FY 22	FY 23	FY 24	FY 25	FY 26	Prior Allocation	Balance To Complete	Total Project Cost
--	-------	-------	-------	-------	-------	-------	------------------	---------------------	--------------------

### CCPN Equipment Replacement

Prior Adopted	0	0	1,015,000	0	0	0	0	0	1,015,000
Recommended	0	1,022,680	0	0	0	0	0	0	1,022,680
Proposed	0	1,022,680	0	0	0	0	0	0	1,022,680
Change From Prior Adopted	0	1,022,680	(1,015,000)	0	0	0	0	0	7,680
Change from Recommended	0	0	0	0	0	0	0	0	0

### FIBER NETWORK ENTERPRISE FUND TOTAL

Prior Adopted	0	0	1,015,000	0	0	0	0	0	1,015,000
Recommended	0	1,022,680	0	0	0	0	0	0	1,022,680
Proposed	0	1,022,680	0	0	0	0	0	0	1,022,680
Change From Prior Adopted	0	1,022,680	(1,015,000)	0	0	0	0	0	7,680
Change from Recommended	0	0	0	0	0	0	0	0	0

## UTILITIES ENTERPRISE FUND

	FY 21	FY 22	FY 23	FY 24	FY 25	FY 26	Prior Allocation	Balance To Complete	Total Project Cost
<b>Billing Software</b>									
Prior Adopted	0	0	28,000	0	0	0	0	0	28,000
Recommended	0	0	0	0	0	0	0	0	0
Proposed	0	0	0	0	0	0	0	0	0
Change From Prior Adopted	0	0	(28,000)	0	0	0	0	0	(28,000)
Change from Recommended	0	0	0	0	0	0	0	0	0
<b>County Sewer Line Rehabilitation and Replacement</b>									
Prior Adopted	0	0	0	0	0	0	0	0	0
Recommended	481,000	481,000	481,000	481,000	481,000	481,000	0	0	2,886,000
Proposed	481,000	481,000	481,000	481,000	481,000	481,000	0	0	2,886,000
Change From Prior Adopted	481,000	481,000	481,000	481,000	481,000	481,000	0	0	2,886,000
Change from Recommended	0	0	0	0	0	0	0	0	0
<b>County Water Line Rehabilitation and Replacement</b>									
Prior Adopted	759,000	798,000	837,000	879,000	923,000	0	726,000	0	4,922,000
Recommended	759,000	798,000	837,000	879,000	923,000	0	726,000	0	4,922,000
Proposed	759,000	798,000	837,000	879,000	923,000	0	726,000	0	4,922,000
Change From Prior Adopted	0	0	0	0	0	0	0	0	0
Change from Recommended	0	0	0	0	0	0	0	0	0
<b>Fairhaven Well House Rehabilitation</b>									
Prior Adopted	125,000	0	0	0	0	0	0	0	125,000
Recommended	0	0	0	0	0	0	0	0	0
Proposed	0	0	0	0	0	0	0	0	0
Change From Prior Adopted	(125,000)	0	0	0	0	0	0	0	(125,000)
Change from Recommended	0	0	0	0	0	0	0	0	0
<b>Freedom Sewer Rehabilitation</b>									
Prior Adopted	181,000	190,000	204,000	210,000	215,000	0	0	0	1,000,000
Recommended	0	0	0	0	0	0	0	0	0
Proposed	0	0	0	0	0	0	0	0	0
Change From Prior Adopted	(181,000)	(190,000)	(204,000)	(210,000)	(215,000)	0	0	0	(1,000,000)
Change from Recommended	0	0	0	0	0	0	0	0	0
<b>Freedom Water Treatment Plant Equipment Replacement</b>									
Prior Adopted	0	0	0	0	0	0	0	0	0
Recommended	500,000	103,490	0	0	0	0	0	0	603,490
Proposed	500,000	103,490	0	0	0	0	0	0	603,490
Change From Prior Adopted	500,000	103,490	0	0	0	0	0	0	603,490
Change from Recommended	0	0	0	0	0	0	0	0	0
<b>Freedom Wells and Connections</b>									
Prior Adopted	367,000	250,000	836,000	0	0	0	1,079,000	0	4,632,000
Recommended	344,000	975,000	0	0	0	0	1,079,000	0	2,398,000
Proposed	344,000	975,000	0	0	0	0	1,079,000	0	2,398,000
Change From Prior Adopted	(23,000)	725,000	(836,000)	0	0	0	0	0	(2,234,000)
Change from Recommended	0	0	0	0	0	0	0	0	0
<b>Freedom WTP Membrane Replacement</b>									
Prior Adopted	174,000	174,000	174,000	174,000	174,000	0	1,287,250	0	2,157,250
Recommended	206,000	206,000	206,000	206,000	206,000	206,000	1,287,250	0	2,523,250
Proposed	206,000	206,000	206,000	206,000	206,000	206,000	1,287,250	0	2,523,250
Change From Prior Adopted	32,000	32,000	32,000	32,000	32,000	206,000	0	0	366,000
Change from Recommended	0	0	0	0	0	0	0	0	0
<b>Hampstead Sewer Rehabilitation</b>									
Prior Adopted	264,000	280,000	290,000	310,000	330,000	0	0	0	1,474,000
Recommended	0	0	0	0	0	0	0	0	0
Proposed	0	0	0	0	0	0	0	0	0
Change From Prior Adopted	(264,000)	(280,000)	(290,000)	(310,000)	(330,000)	0	0	0	(1,474,000)
Change from Recommended	0	0	0	0	0	0	0	0	0

## UTILITIES ENTERPRISE FUND

	FY 21	FY 22	FY 23	FY 24	FY 25	FY 26	Prior Allocation	Balance To Complete	Total Project Cost
<b>Hampstead WWTP Effluent Line</b>									
Prior Adopted	0	0	0	0	0	0	1,968,000	0	1,968,000
Recommended	1,000,000	0	0	0	0	0	1,968,000	0	2,968,000
Proposed	1,000,000	0	0	0	0	0	1,968,000	0	2,968,000
Change From Prior Adopted	1,000,000	0	0	0	0	0	0	0	1,000,000
Change from Recommended	0	0	0	0	0	0	0	0	0
<b>Hydrant Replacements</b>									
Prior Adopted	0	0	0	0	0	0	1,952,350	0	3,152,350
Recommended	100,000	0	0	0	0	0	1,952,350	0	2,052,350
Proposed	100,000	0	0	0	0	0	1,952,350	0	2,052,350
Change From Prior Adopted	100,000	0	0	0	0	0	0	0	(1,100,000)
Change from Recommended	0	0	0	0	0	0	0	0	0
<b>North Pump Station</b>									
Prior Adopted	0	0	0	0	0	0	2,340,000	0	2,340,000
Recommended	0	0	0	0	0	0	2,340,000	0	2,340,000
Proposed	0	0	0	0	0	0	2,340,000	0	2,340,000
Change From Prior Adopted	0	0	0	0	0	0	0	0	0
Change from Recommended	0	0	0	0	0	0	0	0	0
<b>Patapsco Valley Pump Station Upgrade</b>									
Prior Adopted	0	0	0	305,000	2,210,000	0	0	0	2,515,000
Recommended	0	0	0	305,000	2,210,000	0	0	0	2,515,000
Proposed	0	0	0	305,000	2,210,000	0	0	0	2,515,000
Change From Prior Adopted	0	0	0	0	0	0	0	0	0
Change from Recommended	0	0	0	0	0	0	0	0	0
<b>Pleasant Valley WWTP Rehabilitation</b>									
Prior Adopted	0	0	0	387,000	0	0	0	0	387,000
Recommended	1,000,000	0	0	0	0	0	0	0	1,000,000
Proposed	1,000,000	0	0	0	0	0	0	0	1,000,000
Change From Prior Adopted	1,000,000	0	0	(387,000)	0	0	0	0	613,000
Change from Recommended	0	0	0	0	0	0	0	0	0
<b>Runnymede Wastewater Treatment Facility Rehabilitation</b>									
Prior Adopted	0	44,000	297,000	0	0	0	28,000	0	369,000
Recommended	0	44,000	297,000	0	0	0	28,000	0	369,000
Proposed	0	44,000	297,000	0	0	0	28,000	0	369,000
Change From Prior Adopted	0	0	0	0	0	0	0	0	0
Change from Recommended	0	0	0	0	0	0	0	0	0
<b>Sewer Grinder Installation and Rehabilitation</b>									
Prior Adopted	60,500	0	0	0	0	0	121,000	0	181,500
Recommended	60,500	0	0	0	0	0	121,000	0	181,500
Proposed	60,500	0	0	0	0	0	121,000	0	181,500
Change From Prior Adopted	0	0	0	0	0	0	0	0	0
Change from Recommended	0	0	0	0	0	0	0	0	0
<b>Sewer Line Repair, Replacement, and New Installations</b>									
Prior Adopted	116,000	121,000	128,000	134,000	141,000	0	0	0	640,000
Recommended	0	0	0	0	0	0	0	0	0
Proposed	0	0	0	0	0	0	0	0	0
Change From Prior Adopted	(116,000)	(121,000)	(128,000)	(134,000)	(141,000)	0	0	0	(640,000)
Change from Recommended	0	0	0	0	0	0	0	0	0
<b>Sewer Manhole Rehabilitation</b>									
Prior Adopted	83,000	87,000	91,000	96,000	99,000	0	2,234,200	0	2,690,200
Recommended	83,000	87,000	91,000	96,000	99,000	102,000	2,234,200	0	2,792,200
Proposed	83,000	87,000	91,000	96,000	99,000	102,000	2,234,200	0	2,792,200
Change From Prior Adopted	0	0	0	0	0	102,000	0	0	102,000
Change from Recommended	0	0	0	0	0	0	0	0	0

# UTILITIES ENTERPRISE FUND

	FY 21	FY 22	FY 23	FY 24	FY 25	FY 26	Prior Allocation	Balance To Complete	Total Project Cost
<b>Shiloh Pump Station Expansion</b>									
Prior Adopted	0	0	220,000	1,455,000	0	0	0	0	1,675,000
Recommended	0	0	220,000	1,455,000	0	0	0	0	1,675,000
Proposed	0	0	220,000	1,455,000	0	0	0	0	1,675,000
Change From Prior Adopted	0	0	0	0	0	0	0	0	0
Change from Recommended	0	0	0	0	0	0	0	0	0
<b>South Carroll Wastewater Treatment Facility Rehabilitation</b>									
Prior Adopted	385,000	0	0	0	0	0	163,000	0	548,000
Recommended	495,000	0	0	0	0	0	163,000	0	658,000
Proposed	495,000	0	0	0	0	0	163,000	0	658,000
Change From Prior Adopted	110,000	0	0	0	0	0	0	0	110,000
Change from Recommended	0	0	0	0	0	0	0	0	0
<b>Standby Generator Replacement</b>									
Prior Adopted	144,000	37,000	66,000	66,000	66,000	0	403,550	0	782,550
Recommended	144,000	37,000	33,000	0	0	0	403,550	0	617,550
Proposed	144,000	37,000	33,000	0	0	0	403,550	0	617,550
Change From Prior Adopted	0	0	(33,000)	(66,000)	(66,000)	0	0	0	(165,000)
Change from Recommended	0	0	0	0	0	0	0	0	0
<b>Sykesville Pump Station Expansion</b>									
Prior Adopted	0	0	290,000	2,106,000	0	0	0	0	2,396,000
Recommended	0	0	290,000	2,086,200	0	0	0	0	2,376,200
Proposed	0	0	290,000	2,086,200	0	0	0	0	2,376,200
Change From Prior Adopted	0	0	0	(19,800)	0	0	0	0	(19,800)
Change from Recommended	0	0	0	0	0	0	0	0	0
<b>Tank Rehabilitation and Replacement</b>									
Prior Adopted	640,000	640,000	640,000	640,000	0	0	2,933,032	0	5,493,032
Recommended	565,000	565,000	565,000	565,000	565,000	565,000	2,933,032	0	6,323,032
Proposed	565,000	565,000	565,000	565,000	565,000	565,000	2,933,032	0	6,323,032
Change From Prior Adopted	(75,000)	(75,000)	(75,000)	(75,000)	565,000	565,000	0	0	830,000
Change from Recommended	0	0	0	0	0	0	0	0	0
<b>Town of Sykesville Main Street Water and Sewer Upgrades</b>									
Prior Adopted	737,000	0	0	0	0	0	1,965,000	0	2,702,000
Recommended	3,180,000	3,018,156	0	0	0	0	1,965,000	0	8,163,156
Proposed	3,180,000	3,018,156	0	0	0	0	1,965,000	0	8,163,156
Change From Prior Adopted	2,443,000	3,018,156	0	0	0	0	0	0	5,461,156
Change from Recommended	0	0	0	0	0	0	0	0	0
<b>Town of Sykesville Water and Sewer Upgrades</b>									
Prior Adopted	1,065,000	1,090,000	1,122,000	0	0	0	0	0	3,277,000
Recommended	900,000	1,475,000	8,043,902	0	0	0	0	0	10,418,902
Proposed	900,000	1,475,000	8,043,902	0	0	0	0	0	10,418,902
Change From Prior Adopted	(165,000)	385,000	6,921,902	0	0	0	0	0	7,141,902
Change from Recommended	0	0	0	0	0	0	0	0	0
<b>Warfield Complex</b>									
Prior Adopted	0	0	0	0	0	0	335,500	0	335,000
Recommended	364,500	0	0	0	0	0	335,500	0	700,000
Proposed	364,500	0	0	0	0	0	335,500	0	700,000
Change From Prior Adopted	364,500	0	0	0	0	0	0	0	365,000
Change from Recommended	0	0	0	0	0	0	0	0	0
<b>Water Main Loops</b>									
Prior Adopted	440,000	440,000	440,000	440,000	0	0	1,337,872	0	3,097,872
Recommended	440,000	440,000	440,000	440,000	440,000	440,000	1,337,872	0	3,977,872
Proposed	440,000	440,000	440,000	440,000	440,000	440,000	1,337,872	0	3,977,872
Change From Prior Adopted	0	0	0	0	440,000	440,000	0	0	880,000
Change from Recommended	0	0	0	0	0	0	0	0	0

## UTILITIES ENTERPRISE FUND

	FY 21	FY 22	FY 23	FY 24	FY 25	FY 26	Prior Allocation	Balance To Complete	Total Project Cost
<b>Water Main Valve Replacement</b>									
Prior Adopted	357,000	357,000	357,000	357,000	357,000	0	1,682,700	0	3,467,700
Recommended	357,000	357,000	357,000	357,000	357,000	358,642	1,682,700	0	3,826,342
Proposed	357,000	357,000	357,000	357,000	357,000	358,642	1,682,700	0	3,826,342
Change From Prior Adopted	0	0	0	0	0	358,642	0	0	358,642
Change from Recommended	0	0	0	0	0	0	0	0	0
<b>Water Meters</b>									
Prior Adopted	649,000	671,000	687,500	709,500	731,000	0	5,722,629	0	9,170,629
Recommended	649,000	671,000	687,500	709,500	731,000	753,000	5,722,629	0	9,923,629
Proposed	649,000	671,000	687,500	709,500	731,000	753,000	5,722,629	0	9,923,629
Change From Prior Adopted	0	0	0	0	0	753,000	0	0	753,000
Change from Recommended	0	0	0	0	0	0	0	0	0
<b>Water Service Line Replacement</b>									
Prior Adopted	295,900	310,800	326,700	342,600	352,000	0	1,767,500	0	3,395,500
Recommended	295,900	310,800	326,700	342,600	352,000	90,000	1,767,500	0	3,485,500
Proposed	295,900	310,800	326,700	342,600	352,000	90,000	1,767,500	0	3,485,500
Change From Prior Adopted	0	0	0	0	0	90,000	0	0	90,000
Change from Recommended	0	0	0	0	0	0	0	0	0
<b>Winfield Pump Station Rehabilitation</b>									
Prior Adopted	0	181,500	0	0	0	0	0	0	181,500
Recommended	0	400,000	0	0	0	0	0	0	400,000
Proposed	0	400,000	0	0	0	0	0	0	400,000
Change From Prior Adopted	0	218,500	0	0	0	0	0	0	218,500
Change from Recommended	0	0	0	0	0	0	0	0	0
<b>UTILITIES ENTERPRISE FUND TOTAL</b>									
Prior Adopted	6,842,400	5,671,300	7,034,200	8,611,100	5,598,000	0	#####	0	65,103,083
Recommended	11,923,900	9,968,446	12,875,102	7,922,300	6,364,000	2,995,642	#####	0	80,095,973
Proposed	11,923,900	9,968,446	12,875,102	7,922,300	6,364,000	2,995,642	#####	0	80,095,973
Change From Prior Adopted	5,081,500	4,297,146	5,840,902	(688,800)	766,000	2,995,642	0	0	14,992,890
Change from Recommended	0	0	0	0	0	0	0	0	0



ALL FUNDS  
AND  
CAPITAL BUDGET SUMMARY





# FY 19 - FY 21 All Funds Revenue Summary

Revenue Source	Fiscal Year			\$ Change FY 20 to FY 21
	2019 Budget	2020 Budget	2021 Budget	
<b>Capital Fund</b>				
Local	\$79,268,362	\$51,084,527	\$59,496,439	\$8,411,912
State	15,064,730	13,657,081	14,686,700	\$1,029,619
Federal	329,000	331,500	178,000	(\$153,500)
Other	1,296,950	719,600	541,000	(\$178,600)
<b>Total Capital Fund Sources</b>	<b>\$95,959,042</b>	<b>\$65,792,708</b>	<b>\$74,902,139</b>	<b>\$9,109,431</b>
<b>Airport Enterprise Fund</b>				
Local-Enterprise Fund	\$20,000	\$17,500	\$252,000	\$234,500
<b>Total Airport Enterprise Fund Sources</b>	<b>\$20,000</b>	<b>\$17,500</b>	<b>\$252,000</b>	<b>\$234,500</b>
<b>Solid Waste Enterprise Fund</b>				
Local-Enterprise Fund	\$61,000	\$0	\$0	\$0
<b>Total Solid Waste Enterprise Fund Sources</b>	<b>\$61,000</b>	<b>\$0</b>	<b>\$0</b>	<b>\$0</b>
<b>Utilities Enterprise Fund</b>				
Local-Enterprise Fund	\$4,725,400	\$5,441,300	\$11,923,900	\$6,482,600
<b>Total Utilities Enterprise Fund Sources</b>	<b>\$4,725,400</b>	<b>\$5,441,300</b>	<b>\$11,923,900</b>	<b>\$6,482,600</b>
<b>Total Revenues</b>	<b>\$100,765,442</b>	<b>\$71,251,508</b>	<b>\$87,078,039</b>	<b>\$15,826,531</b>

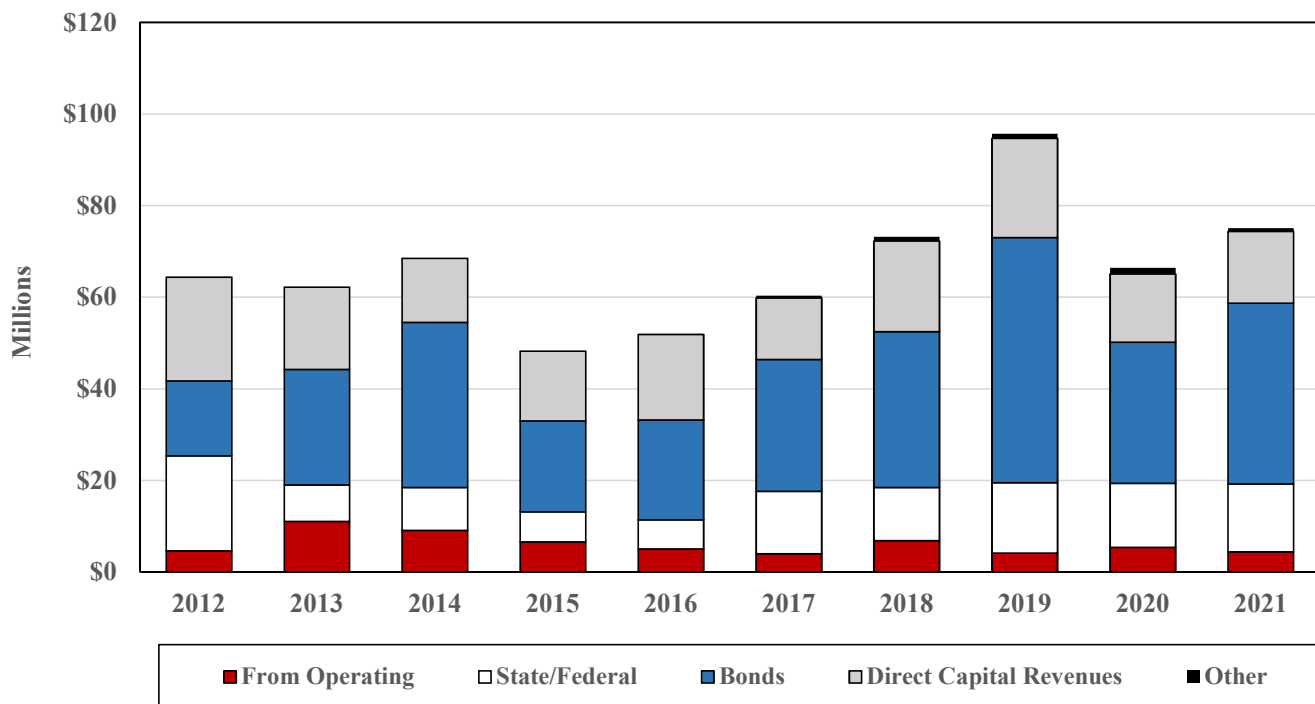
# **FY 19 - FY 21 All Funds Appropriations Summary**

<b>Appropriation</b>	<b>Fiscal Year</b>			<b>\$ Change FY 20 to FY 21</b>
	<b>2019 Budget</b>	<b>2020 Budget</b>	<b>2021 Budget</b>	
<b>Capital Fund</b>	\$95,959,042	\$65,792,708	\$74,902,139	\$9,109,431
<b>Airport Enterprise Fund</b>	20,000	17,500	252,000	234,500
<b>Solid Waste Enterprise Fund</b>	61,000	0	0	0
<b>Utilities Enterprise Fund</b>	4,725,400	5,441,300	11,923,900	6,482,600
<b>Total Appropriations</b>	<b>\$100,765,442</b>	<b>\$71,251,508</b>	<b>\$87,078,039</b>	<b>\$15,826,531</b>

# FY 19 - FY 21 Capital Fund Revenues

Revenue Source	Fiscal Year			\$ Change FY 20 to FY 21
	2019 Budget	2020 Budget	2021 Budget	
<b>Local</b>				
Transfer from General Fund	\$3,253,998	\$4,654,146	\$4,395,400	(\$258,746)
Reallocated GF Transfer	861,200	739,266	0	(739,266)
Local Income Tax	12,155,690	12,080,720	12,371,158	290,438
Reallocated Local Income Tax	265,668	0	0	0
Property Tax	3,114,850	2,680,680	2,500,000	(180,680)
Reallocated Property Tax	1,893,541	0	0	0
Bonds	29,079,240	28,074,330	37,521,028	9,446,698
Reallocated Bonds	24,442,017	2,695,384	1,938,852	(756,532)
Bond Interest	62,158	0	0	0
Impact Fee - Parks	140,000	0	470,000	470,000
Reallocated Impact Fee - Parks	0	0	300,000	300,000
Public School Fund Balance	4,000,000	0	0	0
Transfer from Hotel Tax	0	160,000	0	(160,000)
<b>LOCAL TOTAL</b>	<b>\$79,268,362</b>	<b>\$51,084,527</b>	<b>\$59,496,439</b>	<b>\$8,411,912</b>
<b>State</b>				
State Highway Administration	\$176,000	\$176,000	\$176,000	\$0
Highway User Revenue	2,373,630	2,548,431	2,492,000	(56,431)
Program Open Space	973,100	1,651,700	1,118,700	(533,000)
Ag. Preservation (MALPF)	500,000	500,000	500,000	0
Ag Transfer Tax	300,000	150,000	150,000	0
State School Construction	6,989,000	7,603,950	9,000,000	1,396,050
MD Higher Education Commission	2,753,000	227,000	0	(227,000)
MD Library Development	1,000,000	800,000	0	(800,000)
State Miscellaneous Grants	0	0	1,250,000	1,250,000
<b>STATE TOTAL</b>	<b>\$15,064,730</b>	<b>\$13,657,081</b>	<b>\$14,686,700</b>	<b>\$1,029,619</b>
<b>Federal</b>				
Federal	\$52,000	\$0	\$0	\$0
Federal Highway/Bridge	277,000	331,500	178,000	(153,500)
<b>FEDERAL TOTAL</b>	<b>\$329,000</b>	<b>\$331,500</b>	<b>\$178,000</b>	<b>(\$153,500)</b>
<b>Other</b>				
Municipal	\$458,000	\$223,600	\$541,000	\$317,400
Private	838,950	496,000	0	(496,000)
<b>OTHER TOTAL</b>	<b>\$1,296,950</b>	<b>\$719,600</b>	<b>\$541,000</b>	<b>(\$178,600)</b>
<b>TOTAL REVENUES</b>	<b>\$95,959,042</b>	<b>\$65,792,708</b>	<b>\$74,902,139</b>	<b>\$9,109,431</b>

# Capital Fund Revenues



This chart shows the capital budget by revenue source for FY 12 - 21.

**From Operating** includes current and prior year revenues from local sources transferred to the Capital Fund, including transfers from the General Fund and reallocated General Fund transfers.

**State and Federal** includes funds from sources such as Federal Aid for Bridges, State School Construction Program, Program Open Space, Highway User Revenue, State Agricultural Preservation (MALPF), and State Highway Administration.

**Bonds** includes new and reallocated general obligation bonds.

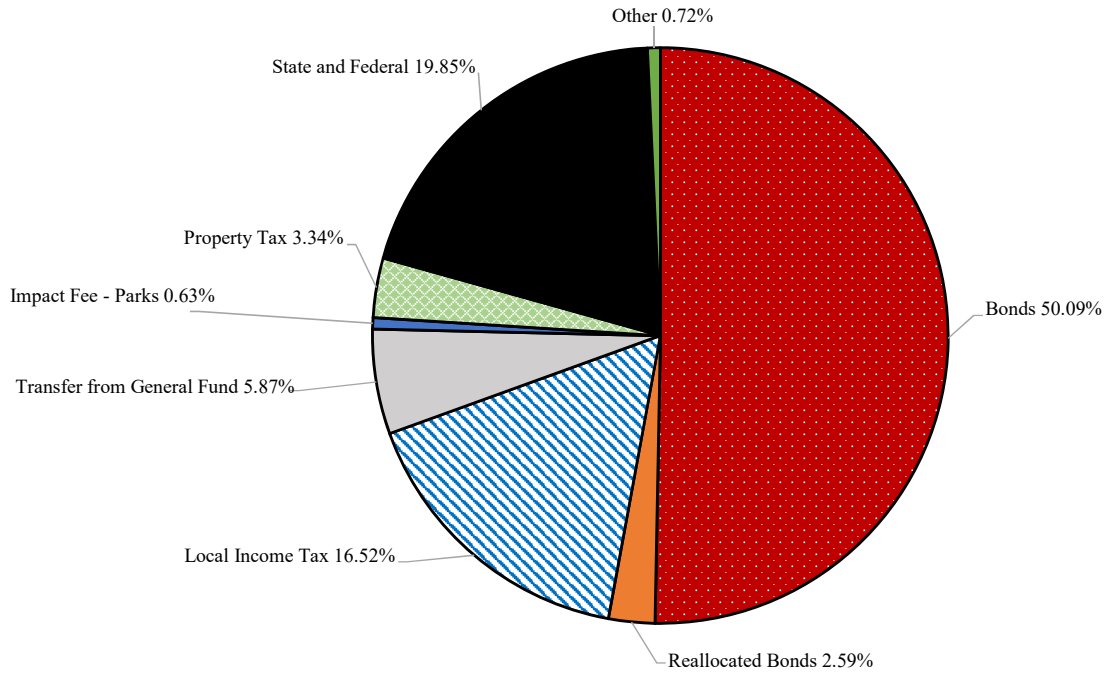
**Direct Capital Revenues** includes funds earmarked by the Commissioners for use in the Capital Fund. These revenues are appropriated directly to the Capital Fund rather than being transferred from the General Fund. 9.09% of Local Income Tax collected is appropriated for school construction. A portion of Real Property Tax is dedicated to agricultural preservation. Park Impact Fees are appropriated for parkland acquisition and development. Hotel Tax, a special revenue, is appropriated to specific tourism projects.

**Other** includes revenues such as grants, developer contributions, private, municipal, and community contributions.

# Capital Fund Revenues

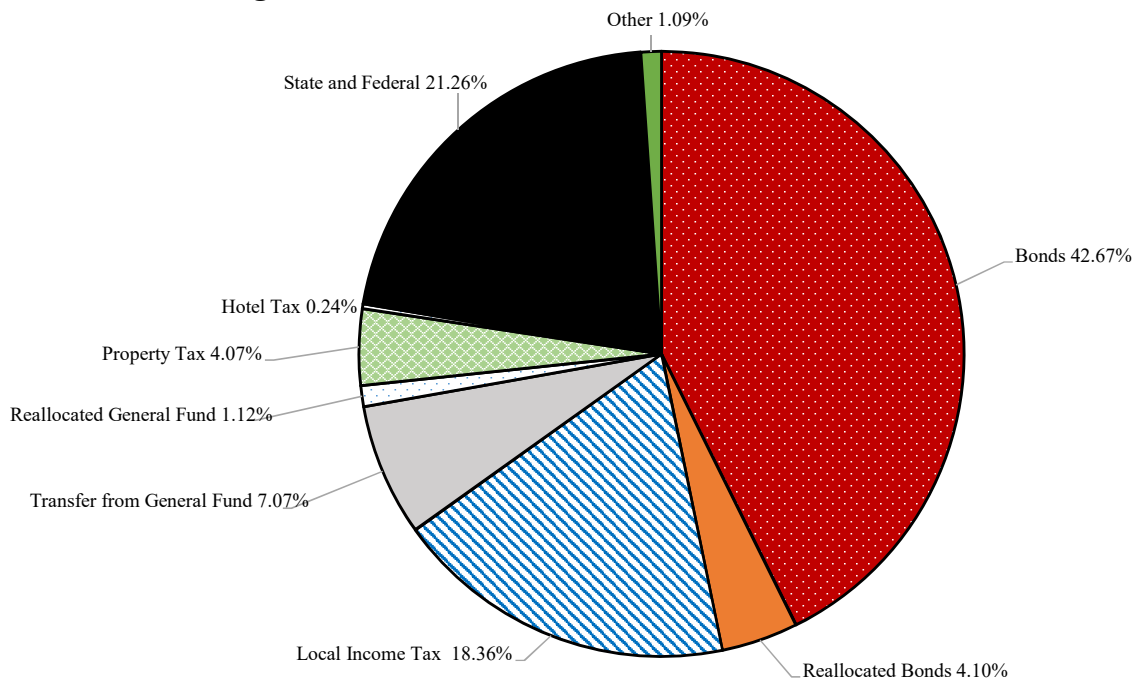
Fiscal Year 2021 Budget

\$74,902,139



Fiscal Year 2020 Budget

\$65,792,708



## FY 19 - FY 21 Capital Fund Appropriations

---

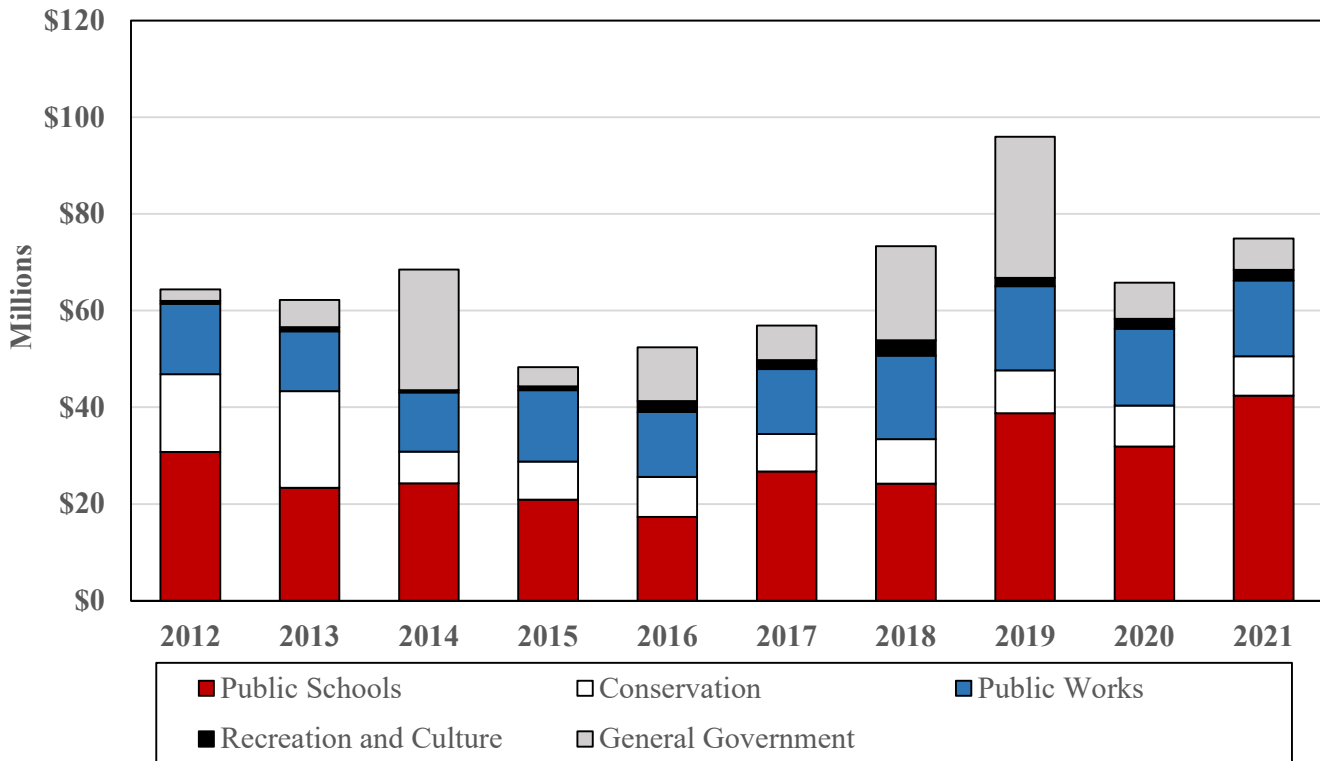
Appropriation Area	Fiscal Year			\$ Change FY 20 to FY 21
	2019 Budget	2020 Budget	2021 Budget	
<b>Public Schools</b>	\$38,785,379	\$31,901,720	\$42,406,964	\$10,505,244
<b>Conservation and Open Space</b>	8,842,850	8,433,680	8,158,000	(275,680)
<b>Public Works</b>	17,420,494	15,900,500	15,648,000	(252,500)
<b>Recreation and Culture</b>	1,724,670	2,029,970	2,210,700	180,730
<b>General Government</b>	29,185,650	7,526,838	6,478,474	(1,048,364)
<b>Total Appropriations</b>	<b>\$95,959,043</b>	<b>\$65,792,707</b>	<b>\$74,902,139</b>	<b>\$9,109,432</b>

# FY 19 - FY 21 Capital Fund Appropriations

---

Appropriation Area	Fiscal Year			\$ Change FY 20 to FY 21
	2019 Budget	2020 Budget	2021 Budget	
<b><u>Public Schools</u></b>	<b>\$38,785,379</b>	<b>\$31,901,720</b>	<b>\$42,406,964</b>	<b>\$10,505,244</b>
<b><u>Conservation and Open Space</u></b>	<b>8,842,850</b>	<b>8,433,680</b>	<b>8,158,000</b>	<b>(275,680)</b>
<b><u>Public Works</u></b>				
Roads	15,949,200	15,332,000	15,320,000	(12,000)
Bridges	1,471,294	568,500	328,000	(240,500)
<b>Public Works Total</b>	<b>17,420,494</b>	<b>15,900,500</b>	<b>15,648,000</b>	<b>(252,500)</b>
<b><u>Recreation and Culture</u></b>	<b>1,724,670</b>	<b>2,029,970</b>	<b>2,210,700</b>	<b>180,730</b>
<b><u>General Government</u></b>				
County Facilities	2,635,000	2,807,838	3,065,000	257,162
Criminal Justice/Public Safety	18,075,000	1,926,000	2,358,474	432,474
Farm Museum	0	160,000	0	(160,000)
Board of Elections	0	452,000	605,000	153,000
Carroll Community College	5,634,000	785,000	350,000	(435,000)
Libraries/Senior Centers	2,841,650	1,396,000	100,000	(1,296,000)
<b>General Government Total</b>	<b>29,185,650</b>	<b>7,526,838</b>	<b>6,478,474</b>	<b>(1,048,364)</b>
<b>Total Appropriations</b>	<b>\$95,959,042</b>	<b>\$65,792,707</b>	<b>\$74,902,139</b>	<b>\$9,109,432</b>

# Capital Fund Appropriations



This chart shows appropriations to the five principal groupings in the Capital Fund for FY 12 - 21.

**Public Schools** includes Board of Education construction, renovation, and modernization projects.

**Conservation** includes agricultural preservation and easement programs, NPDES compliance projects, water development, and acquisition of property for other County uses, which may include future roadway easements and public facilities.

**Public Works** includes projects for the maintenance and construction of roads and bridges.

**Recreation and Culture** includes the purchase of land, development and restoration of parks, and preservation of Union Mills Homestead.

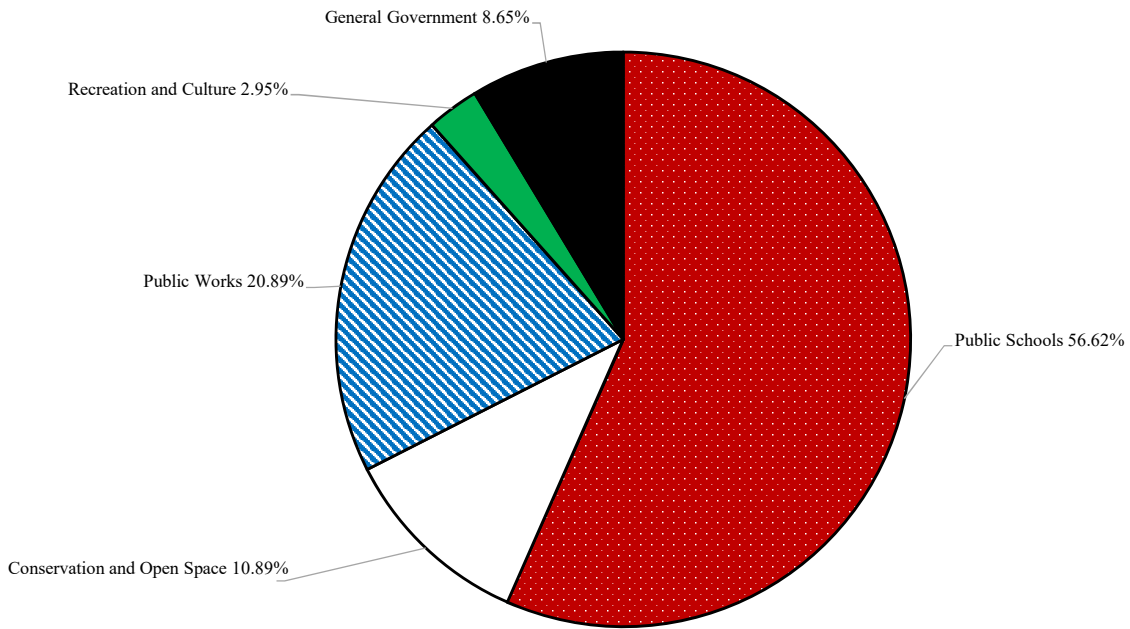
**General Government** includes projects for Public Safety, Carroll Community College, Carroll County Public Library, State's Attorney's Office, Technology Services, Senior Centers, Farm Museum, Board of Elections, Sheriff's Office, and other County facilities.



# Capital Fund Appropriations

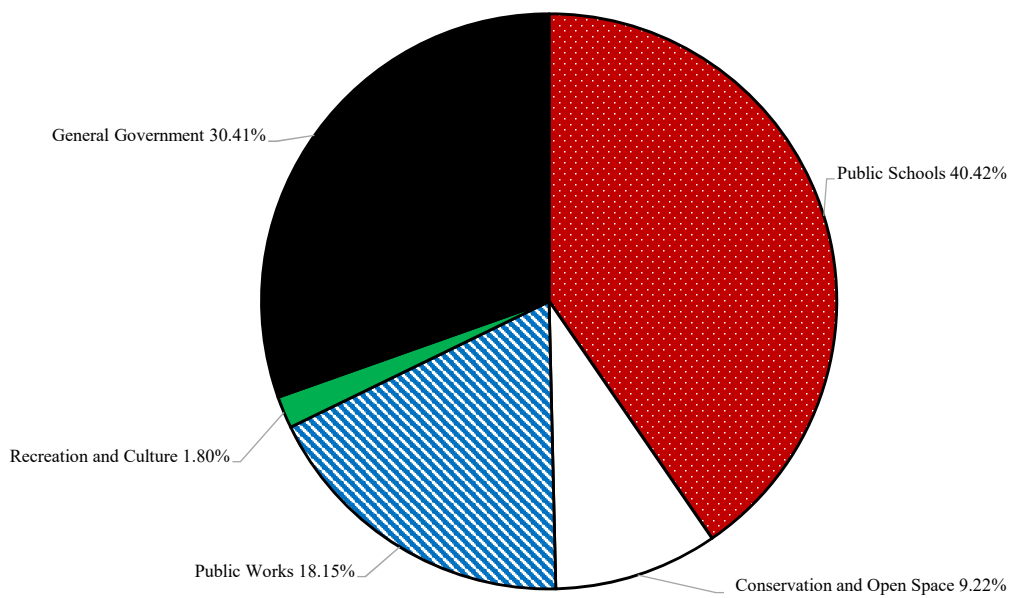
Fiscal Year 2021 Budget

\$74,902,139



Fiscal Year 2020 Budget

\$65,792,707



**Community Investment Plan - Schedule of Reappropriations**  
**Fiscal Year 2021**

Reappropriations are a transfer of funds. They may occur when there are unspent budgeted funds from a completed or cancelled project, or when there is an unallocated project that holds funds for future use.

**Capital Fund**

<b>Project</b>		<b>Source/Amount</b>		
<b>From</b>	<b>To</b>	<b>Current</b>	<b>Bonds</b>	<b>Other</b>
8476 Rohrbaugh Road	Pavement Management FY 21		\$314,388.51	
8770 Bear Run Road	8626 Ramp and Sidewalk Upgrades		67,300.00	
8729 Courthouse Improvement - MDEC	8778 Generator Replacement		27,000.00	
8765 Stormwater Facility Renovation FY 19	Stormwater Facility Renovation FY 21		3,818.00	
8702 Orphans Court Renovation	8589 Courthouse Annex Renovation		2,174.12	
8581 South Carroll High Roof	8619 Career and Technology Center		45,472.66	
8583 Westminster High Roof	8619 Career and Technology Center		160,550.15	
8620 Francis Scott Key High Roof	8619 Career and Technology Center		239,891.96	
8621 Friendship Valley Elementary Roof	8619 Career and Technology Center		162,563.63	
8622 Piney Ridge Elementary Roof	8619 Career and Technology Center		270,228.16	
8711 Sandymount Elementary HVAC	8619 Career and Technology Center		405,848.31	
8713 Elmer Wolfe Elementary Roof	8619 Career and Technology Center		129,103.60	
8714 Robert Moton Elementary Roof	8619 Career and Technology Center		57,488.94	
8715 Runnymede Elementary Roof	8619 Career and Technology Center		53,023.80	
8701 Deer Park Phase II	8175 Westminster Veterans Memorial Park Phase I			300,000.00
<b>Total</b>		<b>\$0.00</b>	<b>\$1,938,851.84</b>	<b>\$300,000.00</b>

**Community Investment Plan - Schedule of Reappropriations**

**Fiscal Year 2021**

Reappropriations are a transfer of funds. They may occur when there are unspent budgeted funds from a completed or cancelled project, or when there is an unallocated project that holds funds for future use.

**Enterprise Funds**

	Project	Source/Amount				
		From	To	Current	Bonds	Other
6453 Raincliffe Water Treatment Plant	Freedom Water Treatment Plant Equipment Replacement			\$231,000.00	\$0.00	\$0.00
	<b>Total</b>			<b>\$231,000.00</b>	<b>\$0.00</b>	<b>\$0.00</b>

**Community Investment Plan For Fiscal Year 2021**

	Source of Funding				
	Total FY 21	Local		State	Federal and Other
		Other	Bonds		
<b>PUBLIC SCHOOLS</b>					
Career and Technology Center	\$30,035,806	\$0	\$21,035,806	\$9,000,000	\$0
Paving	725,000	725,000	0	0	0
Relocatable Classroom Removal	185,000	185,000	0	0	0
Technology Improvements	1,000,000	1,000,000	0	0	0
Transfer to Operating Budget for BOE Debt Service	10,461,158	10,461,158	0	0	0
<b>PUBLIC SCHOOLS TOTAL</b>	<b>\$42,406,964</b>	<b>\$12,371,158</b>	<b>\$21,035,806</b>	<b>\$9,000,000</b>	<b>\$0</b>
<b>CONSERVATION AND OPEN SPACE</b>					
Agricultural Land Preservation	\$4,483,000	\$2,500,000	\$1,333,000	\$650,000	\$0
Stormwater Facility Renovation	325,000	0	325,000	0	0
Watershed Assessment and Improvement (NPDES)	3,350,000	0	2,809,000	0	541,000
<b>CONSERVATION AND OPEN SPACE TOTAL</b>	<b>\$8,158,000</b>	<b>\$2,500,000</b>	<b>\$4,467,000</b>	<b>\$650,000</b>	<b>\$541,000</b>
<b>PUBLIC WORKS</b>					
- ROADS -					
Highway Safety Improvements	\$32,000	\$0	\$0	\$32,000	\$0
Pavement Management Program	13,371,000	0	12,024,000	1,347,000	0
Pavement Preservation	1,150,000	0	0	1,150,000	0
Ramp and Sidewalk Upgrades	81,000	0	81,000	0	0
Small Drainage Structures	223,500	0	223,500	0	0
State Road Projects	100,000	100,000	0	0	0
Storm Drain Rehabilitation	223,500	0	223,500	0	0
Storm Drain Video Inspection	139,000	0	0	139,000	0
	<b>\$15,320,000</b>	<b>\$100,000</b>	<b>\$12,552,000</b>	<b>\$2,668,000</b>	<b>\$0</b>
- BRIDGES -					
Bridge Inspection and Inventory	\$30,000	\$30,000	\$0	\$0	\$0
Bridge Maintenance and Structural Repair	75,000	75,000	0	0	0
Cleaning and Painting of Bridge Structural Steel	223,000	45,000	0	0	178,000
	<b>\$328,000</b>	<b>\$150,000</b>	<b>\$0</b>	<b>\$0</b>	<b>\$178,000</b>
<b>PUBLIC WORKS TOTAL</b>	<b>\$15,648,000</b>	<b>\$250,000</b>	<b>\$12,552,000</b>	<b>\$2,668,000</b>	<b>\$178,000</b>
<b>RECREATION AND CULTURE</b>					
Community Self-Help Projects	\$82,000	\$82,000	\$0	\$0	\$0
Deer Park Phase II	100,000	100,000	0	0	0
Gillis Falls Trail	467,000	220,000	0	247,000	0
Krimgold Park Phase II	400,000	100,000	0	300,000	0
Land Acquisition	307,000	0	0	307,000	0
Park Restoration	175,000	175,000	0	0	0
Sports Complex Lighting	280,000	90,000	0	190,000	0
Tot Lot Replacement	83,000	8,300	0	74,700	0
Town Fund	16,700	16,700	0	0	0
Westminster Veterans Memorial Park Phase I	300,000	300,000	0	0	0
<b>RECREATION AND CULTURE TOTAL</b>	<b>\$2,210,700</b>	<b>\$1,092,000</b>	<b>\$0</b>	<b>\$1,118,700</b>	<b>\$0</b>
<b>GENERAL GOVERNMENT</b>					
Carroll Community College Technology	\$350,000	\$350,000	\$0	\$0	\$0
Charles Carroll Gymnasium and Community Center	640,000	0	390,000	250,000	0
County Building Systemic Renovations	748,600	0	748,600	0	0
County Technology	1,265,400	1,265,400	0	0	0
Courthouse Annex Renovation	2,174	0	2,174	0	0
Detention Center Access System Replacement	400,000	400,000	0	0	0
Elections Voting Equipment	605,000	605,000	0	0	0
Generator Replacement	132,000	0	132,000	0	0
Library Technology	100,000	100,000	0	0	0
Parking Lot Overlays	279,000	279,000	0	0	0
Public Safety Emergency Communication Radios	824,000	824,000	0	0	0
Public Safety Regional Water Supply	132,300	0	132,300	0	0
Public Safety Training Center	1,000,000	0	0	1,000,000	0
<b>GENERAL GOVERNMENT TOTAL</b>	<b>\$6,478,474</b>	<b>\$3,823,400</b>	<b>\$1,405,074</b>	<b>\$1,250,000</b>	<b>\$0</b>
<b>GRAND TOTAL</b>	<b>\$74,902,139</b>	<b>\$20,036,558</b>	<b>\$39,459,880</b>	<b>\$14,686,700</b>	<b>\$719,000</b>

# BUDGET SUMMARY



COMMUNITY INVESTMENT PLAN FOR FISCAL YEARS 2021 TO 2026

	2021	2022	2023	2024	2025	2026	Prior Allocation	Balance To Complete	Total Project Cost
<b>PUBLIC SCHOOLS</b>									
Career and Technology Center	\$30,035,806	\$9,000,000	\$9,000,000	\$9,000,000	\$4,614,000	\$0	\$13,064,194	\$0	\$74,714,000
East Middle School Replacement	0	0	0	5,300,000	42,324,000	9,000,000	0	12,526,000	69,150,000
Paving	725,000	965,000	825,000	875,000	1,000,000	1,050,000	0	0	5,440,000
Relocatable Classroom Removal	185,000	0	195,000	0	205,000	0	0	0	585,000
Roof Repairs	0	190,000	0	200,000	0	210,000	0	0	600,000
Technology Improvements	1,000,000	1,000,000	1,000,000	1,000,000	1,000,000	1,000,000	0	0	6,000,000
Transfer to Operating Budget for BOE Debt Service	10,461,158	10,757,958	11,476,291	12,491,926	13,133,235	14,319,930	0	0	72,640,498
<b>PUBLIC SCHOOLS TOTAL</b>	<b>\$42,406,964</b>	<b>\$21,912,958</b>	<b>\$22,496,291</b>	<b>\$28,866,926</b>	<b>\$62,276,235</b>	<b>\$25,579,930</b>	<b>\$13,064,194</b>	<b>\$12,526,000</b>	<b>\$229,129,498</b>
<b>SOURCES OF FUNDING:</b>									
Local Income Tax	\$12,371,158	\$12,912,958	\$13,496,291	\$14,566,926	\$15,338,235	\$16,579,930	\$100,000	\$0	\$85,365,498
Bonds	19,511,635	0	0	5,300,000	37,938,000	0	2,493,000	0	65,242,635
Reallocated Bonds	1,524,171	0	0	0	0	0	10,471,194	0	11,995,365
State School Construction	9,000,000	9,000,000	9,000,000	9,000,000	9,000,000	9,000,000	0	12,526,000	66,526,000
<b>PUBLIC SCHOOLS TOTAL</b>	<b>\$42,406,964</b>	<b>\$21,912,958</b>	<b>\$22,496,291</b>	<b>\$28,866,926</b>	<b>\$62,276,235</b>	<b>\$25,579,930</b>	<b>\$13,064,194</b>	<b>\$12,526,000</b>	<b>\$229,129,498</b>

COMMUNITY INVESTMENT PLAN FOR FISCAL YEARS 2021 TO 2026

	2021	2022	2023	2024	2025	2026	Prior Allocation	Balance To Complete	Total Project Cost
<b>CONSERVATION AND OPEN SPACE</b>									
Agricultural Land Preservation	\$4,483,000	\$4,483,000	\$4,483,000	\$4,483,000	\$4,483,000	\$4,483,000	\$0	\$0	\$26,898,000
Stormwater Facility Renovation	325,000	300,000	300,000	300,000	300,000	300,000	0	0	1,825,000
Watershed Assessment and Improvement (NPDES)	3,350,000	3,450,000	3,550,000	3,650,000	3,750,000	3,850,000	0	0	21,600,000
<b>CONSERVATION AND OPEN SPACE TOTAL</b>	<b>\$8,158,000</b>	<b>\$8,233,000</b>	<b>\$8,333,000</b>	<b>\$8,433,000</b>	<b>\$8,533,000</b>	<b>\$8,633,000</b>	<b>\$0</b>	<b>\$0</b>	<b>\$50,323,000</b>
<b>SOURCES OF FUNDING:</b>									
Property Tax	\$2,500,000	\$2,500,000	\$2,500,000	\$2,500,000	\$2,500,000	\$2,500,000	\$0	\$0	\$15,000,000
Bonds	4,463,182	4,515,000	4,587,000	4,657,000	4,726,000	4,793,000	0	0	27,741,182
Reallocated Bonds	3,818	0	0	0	0	0	0	0	3,818
Ag. Preservation (MALPF)	500,000	500,000	500,000	500,000	500,000	500,000	0	0	3,000,000
Ag Transfer Tax	150,000	150,000	150,000	150,000	150,000	150,000	0	0	900,000
Municipal	541,000	568,000	596,000	626,000	657,000	690,000	0	0	3,678,000
<b>CONSERVATION AND OPEN SPACE TOTAL</b>	<b>\$8,158,000</b>	<b>\$8,233,000</b>	<b>\$8,333,000</b>	<b>\$8,433,000</b>	<b>\$8,533,000</b>	<b>\$8,633,000</b>	<b>\$0</b>	<b>\$0</b>	<b>\$50,323,000</b>



COMMUNITY INVESTMENT PLAN FOR FISCAL YEARS 2021 TO 2026

	2021	2022	2023	2024	2025	2026	Prior Allocation	Balance To Complete	Total Project Cost
<b>ROADS</b>									
Highway Safety Improvements	\$32,000	\$33,000	\$35,000	\$37,000	\$38,000	\$40,000	\$0	\$0	\$215,000
Pavement Management Program	13,371,000	13,286,000	11,293,000	15,525,000	15,878,000	16,673,000	0	0	86,026,000
Pavement Preservation	1,150,000	1,180,000	1,215,000	1,255,000	1,300,000	1,350,000	0	0	7,450,000
Ramp and Sidewalk Upgrades	81,000	85,000	88,000	92,000	96,000	103,000	0	0	545,000
Small Drainage Structures	223,500	253,000	283,000	313,000	343,500	360,000	0	0	1,776,000
State Road Projects	100,000	100,000	0	0	0	0	764,990	0	964,990
Storm Drain Rehabilitation	223,500	253,000	283,000	313,000	343,500	360,000	0	0	1,776,000
Storm Drain Video Inspection	139,000	146,000	153,000	161,000	169,000	177,000	0	0	945,000
<b>ROADS TOTAL</b>	<b>\$15,320,000</b>	<b>\$15,336,000</b>	<b>\$13,350,000</b>	<b>\$17,696,000</b>	<b>\$18,168,000</b>	<b>\$19,063,000</b>	<b>\$764,990</b>	<b>\$0</b>	<b>\$99,697,990</b>
<b>SOURCES OF FUNDING:</b>									
Transfer from General Fund	\$100,000	\$100,000	\$0	\$161,000	\$1,219,000	\$1,277,000	\$764,990	\$0	\$3,621,990
Bonds	12,170,311	12,564,000	10,678,000	14,867,000	15,685,000	16,520,000	0	0	82,484,311
Reallocated Bonds	381,689	0	0	0	0	0	0	0	381,689
State Highway Administration	176,000	176,000	176,000	176,000	176,000	176,000	0	0	1,056,000
Highway User Revenue	2,492,000	2,496,000	2,496,000	2,492,000	1,088,000	1,090,000	0	0	12,154,000
<b>ROADS TOTAL</b>	<b>\$15,320,000</b>	<b>\$15,336,000</b>	<b>\$13,350,000</b>	<b>\$17,696,000</b>	<b>\$18,168,000</b>	<b>\$19,063,000</b>	<b>\$764,990</b>	<b>\$0</b>	<b>\$99,697,990</b>

COMMUNITY INVESTMENT PLAN FOR FISCAL YEARS 2021 TO 2026

	2021	2022	2023	2024	2025	2026	Prior Allocation	Balance To Complete	Total Project Cost
<b>BRIDGES</b>									
Bridge Inspection and Inventory	\$30,000	\$31,000	\$32,000	\$33,000	\$34,000	\$35,000	\$0	\$0	\$195,000
Bridge Maintenance and Structural Repair	75,000	78,000	82,000	85,000	89,000	94,000	0	0	503,000
Brown Road over Roaring Run	0	0	0	270,000	0	1,439,000	0	0	1,709,000
Cleaning and Painting of Bridge Structural Steel	223,000	234,000	246,000	258,000	271,000	284,000	0	0	1,516,000
Gaither Road over South Branch PatapSCO	0	2,096,850	0	0	0	0	275,000	0	2,371,850
Hawks Hill Road over Little Pipe Creek Tributary	0	255,000	0	510,000	0	0	0	0	765,000
McKinstry's Mill Road over Little Pipe Creek	0	0	0	250,000	0	0	0	1,746,000	1,996,000
Old Kays Mill Road over Beaver Run	0	0	0	270,000	0	2,296,000	0	0	2,566,000
PatapSCO Road Bridge Deck Replacement	0	0	0	0	0	170,000	0	424,000	594,000
<b>BRIDGES TOTAL</b>	<b>\$328,000</b>	<b>\$2,694,850</b>	<b>\$360,000</b>	<b>\$1,676,000</b>	<b>\$394,000</b>	<b>\$4,318,000</b>	<b>\$275,000</b>	<b>\$2,170,000</b>	<b>\$12,215,850</b>
<b>SOURCES OF FUNDING:</b>									
Transfer from General Fund	\$150,000	\$156,000	\$163,000	\$170,000	\$177,000	\$186,000	\$0	\$0	\$1,002,000
Bonds	0	666,700	0	668,000	0	917,000	59,000	570,000	2,880,700
Federal Highway/Bridge	178,000	1,872,150	197,000	838,000	217,000	3,215,000	216,000	1,600,000	8,333,150
<b>BRIDGES TOTAL</b>	<b>\$328,000</b>	<b>\$2,694,850</b>	<b>\$360,000</b>	<b>\$1,676,000</b>	<b>\$394,000</b>	<b>\$4,318,000</b>	<b>\$275,000</b>	<b>\$2,170,000</b>	<b>\$12,215,850</b>

COMMUNITY INVESTMENT PLAN FOR FISCAL YEARS 2021 TO 2026

	2021	2022	2023	2024	2025	2026	Prior Allocation	Balance To Complete	Total Project Cost
<b>RECREATION AND CULTURE</b>									
Bark Hill Park Trail	\$0	\$0	\$0	\$0	\$0	\$312,000	\$0	\$0	\$312,000
Bear Branch Nature Center Pavilion Replacement	0	0	0	197,000	0	0	0	0	197,000
Cape Horn Park Waterless Restroom Replacement	0	0	0	0	0	294,000	0	0	294,000
Community Self-Help Projects	82,000	84,000	86,000	88,000	90,000	92,000	0	0	522,000
Deer Park Lighting Replacement	0	0	0	0	291,000	0	0	0	291,000
Deer Park Phase II	100,000	0	0	0	0	0	1,604,000	0	1,704,000
Gillis Falls Trail	467,000	0	0	0	0	0	0	0	467,000
Hashawha and Bear Branch Paving	0	0	552,000	0	0	0	0	0	552,000
Krimgold Park Phase II	400,000	0	0	0	0	0	0	0	400,000
Land Acquisition	307,000	340,000	358,000	365,000	376,000	387,000	0	0	2,133,000
Leister Park Phase II	0	191,000	0	0	0	0	0	0	191,000
Northwest Trail	0	0	0	0	1,100,000	0	0	0	1,100,000
Park Restoration	175,000	180,000	185,000	190,000	195,000	200,000	0	0	1,125,000
Piney Run Pavilion Replacement	0	0	0	181,000	0	0	0	0	181,000
Piney Run Pavilion Road Paving	0	213,000	0	0	0	0	0	0	213,000
Piney Run Paving	0	0	0	0	0	290,000	0	0	290,000
Piney Run Seawall and Launch Replacement	0	0	0	0	0	277,000	0	0	277,000
Sports Complex Building Roof	0	0	301,000	0	0	0	0	0	301,000
Sports Complex Lighting	280,000	0	525,000	0	0	0	683,000	0	1,488,000
Tot Lot Replacement	83,000	86,000	89,000	92,000	97,000	321,000	0	0	768,000
Town Fund	16,700	17,800	17,800	17,800	17,800	17,800	0	0	105,700
Union Mills Flume, Shaft, and Waterwheel Replacement	0	0	164,000	435,000	0	0	291,000	0	890,000
Westminster Veterans Memorial Park Phase I	300,000	0	0	0	0	0	2,303,596	0	2,603,596
<b>RECREATION AND CULTURE TOTAL</b>	<b>\$2,210,700</b>	<b>\$1,111,800</b>	<b>\$2,277,800</b>	<b>\$1,565,800</b>	<b>\$2,166,800</b>	<b>\$2,190,800</b>	<b>\$4,881,596</b>	<b>\$0</b>	<b>\$16,405,296</b>
<b>SOURCES OF FUNDING:</b>									
Transfer from General Fund	\$322,000	\$331,700	\$408,000	\$342,800	\$351,600	\$428,000	\$28,100	\$0	\$2,212,200
Reallocated GF Transfer	0	0	0	0	0	0	65,300	0	65,300
Bonds	0	0	164,000	435,000	0	0	275,168	0	874,168
Impact Fee - Parks	470,000	90,000	325,000	0	750,000	250,000	925,000	0	2,810,000
Reallocated Impact Fee - Parks	300,000	0	0	0	0	0	0	0	300,000
Program Open Space	1,118,700	690,100	1,380,800	788,000	1,065,200	1,512,800	2,438,028	0	8,993,628
Reallocated Program Open Space	0	0	0	0	0	0	1,054,000	0	1,054,000
State Miscellaneous Grants	0	0	0	0	0	0	96,000	0	96,000
<b>RECREATION AND CULTURE</b>	<b>\$2,210,700</b>	<b>\$1,111,800</b>	<b>\$2,277,800</b>	<b>\$1,565,800</b>	<b>\$2,166,800</b>	<b>\$2,190,800</b>	<b>\$4,881,596</b>	<b>\$0</b>	<b>\$16,405,296</b>

COMMUNITY INVESTMENT PLAN FOR FISCAL YEARS 2021 TO 2026

	2021	2022	2023	2024	2025	2026	Prior Allocation	Balance To Complete	Total Project Cost
<b>GENERAL GOVERNMENT</b>									
Carroll Community College Systemic Renovations	\$0	\$0	\$2,473,650	\$0	\$0	\$0	\$5,744,000	\$0	\$8,217,650
Carroll Community College Technology	350,000	350,000	0	0	0	0	1,050,000	0	1,750,000
Charles Carroll Gymnasium and Community Center	640,000	0	0	0	0	0	3,510,000	0	4,150,000
County Building Systemic Renovations	748,600	788,500	826,500	864,500	912,000	960,000	0	0	5,100,100
County Technology	1,265,400	1,307,580	1,368,000	1,368,000	1,558,000	1,600,000	0	0	8,466,980
Courthouse Annex Renovation	2,174	0	897,826	0	0	0	152,400	0	1,052,400
Detention Center Access System Replacement	400,000	0	0	0	0	0	0	0	400,000
Elections Voting Equipment	605,000	0	0	0	0	0	0	0	605,000
Fleet Lift Replacements	0	212,000	0	212,000	0	0	0	0	424,000
Generator Replacement	132,000	139,000	146,000	153,000	161,000	170,000	0	0	901,000
Library Technology	100,000	100,000	100,000	100,000	100,000	100,000	0	0	600,000
Parking Lot Overlays	279,000	322,000	367,000	436,000	222,000	233,000	0	0	1,859,000
Public Safety Emergency Communication Radios	824,000	849,000	785,000	891,000	927,000	956,000	0	0	5,232,000
Public Safety Regional Water Supply	132,300	139,000	146,000	153,000	160,000	168,000	0	0	898,300
Public Safety Training Center	1,000,000	1,000,000	0	0	0	0	5,300,000	0	7,300,000
Sheriff's Office - Eldersburg Precinct	0	0	650,000	6,500,000	0	0	0	0	7,150,000
<b>GENERAL GOVERNMENT TOTAL</b>	<b>\$6,478,474</b>	<b>\$5,207,080</b>	<b>\$7,759,976</b>	<b>\$10,677,500</b>	<b>\$4,040,000</b>	<b>\$4,187,000</b>	<b>\$15,756,400</b>	<b>\$0</b>	<b>\$54,106,430</b>
<b>SOURCES OF FUNDING:</b>									
Transfer from General Fund	\$3,823,400	\$2,928,580	\$2,620,000	\$2,795,000	\$2,807,000	\$2,889,000	\$1,050,000	\$0	\$18,912,980
Bonds	1,375,900	1,278,500	3,851,206	7,882,500	1,233,000	1,298,000	7,676,400	0	24,595,506
Reallocated Bonds	29,174	0	0	0	0	0	2,400,000	0	2,429,174
MD Higher Education Commission	0	0	1,288,770	0	0	0	2,980,000	0	4,268,770
State Miscellaneous Grants	1,250,000	1,000,000	0	0	0	0	1,650,000	0	3,900,000
<b>GENERAL GOVERNMENT TOTAL</b>	<b>\$6,478,474</b>	<b>\$5,207,080</b>	<b>\$7,759,976</b>	<b>\$10,677,500</b>	<b>\$4,040,000</b>	<b>\$4,187,000</b>	<b>\$15,756,400</b>	<b>\$0</b>	<b>\$54,106,430</b>

**COMMUNITY INVESTMENT PLAN FOR FISCAL YEARS 2021 - 2026**

**Capital Fund**

	Fiscal Year						Prior Allocation	Balance To Complete	Total Project Cost
	2021	2022	2023	2024	2025	2026			
<b>GRAND TOTAL USES</b>	<b>\$74,902,139</b>	<b>\$54,495,688</b>	<b>\$54,577,067</b>	<b>\$68,915,226</b>	<b>\$95,578,035</b>	<b>\$63,971,730</b>	<b>\$34,742,180</b>	<b>\$14,696,000</b>	<b>\$461,878,064</b>
<b>SOURCE OF FUNDING</b>									
<b>- LOCAL -</b>									
Transfer from General Fund	\$4,395,400	\$3,516,280	\$3,191,000	\$3,468,800	\$4,554,600	\$4,780,000	\$1,843,090	\$0	\$25,749,170
Reallocated GF Transfer	0	0	0	0	0	0	65,300	0	65,300
Local Income Tax	12,371,158	12,912,958	13,496,291	14,566,926	15,338,235	16,579,930	100,000	0	85,365,498
Property Tax	2,500,000	2,500,000	2,500,000	2,500,000	2,500,000	2,500,000	0	0	15,000,000
Bonds	37,521,028	19,024,200	19,280,206	33,809,500	59,582,000	23,528,000	10,503,568	570,000	203,818,502
Reallocated Bonds	1,938,852	0	0	0	0	0	12,871,194	0	14,810,046
Impact Fee - Parks	470,000	90,000	325,000	0	750,000	250,000	925,000	0	2,810,000
Reallocated Impact Fee - Parks	300,000	0	0	0	0	0	0	0	300,000
<b>LOCAL TOTAL</b>	<b>\$59,496,439</b>	<b>\$38,043,438</b>	<b>\$38,792,497</b>	<b>\$54,345,226</b>	<b>\$82,724,835</b>	<b>\$47,637,930</b>	<b>\$26,308,152</b>	<b>\$570,000</b>	<b>\$347,918,516</b>
<b>- STATE -</b>									
State Highway Administration	\$176,000	\$176,000	\$176,000	\$176,000	\$176,000	\$176,000	\$0	\$0	\$1,056,000
Highway User Revenue	2,492,000	2,496,000	2,496,000	2,492,000	1,088,000	1,090,000	0	0	12,154,000
Program Open Space	1,118,700	690,100	1,380,800	788,000	1,065,200	1,512,800	2,438,028	0	8,993,628
Reallocated Program Open Space	0	0	0	0	0	0	1,054,000	0	1,054,000
Ag. Preservation (MALPF)	500,000	500,000	500,000	500,000	500,000	500,000	0	0	3,000,000
Ag Transfer Tax	150,000	150,000	150,000	150,000	150,000	150,000	0	0	900,000
State School Construction	9,000,000	9,000,000	9,000,000	9,000,000	9,000,000	9,000,000	0	12,526,000	66,526,000
MD Higher Education Commission	0	0	1,288,770	0	0	0	2,980,000	0	4,268,770
State Miscellaneous Grants	1,250,000	1,000,000	0	0	0	0	1,746,000	0	3,996,000
<b>STATE TOTAL</b>	<b>\$14,686,700</b>	<b>\$14,012,100</b>	<b>\$14,991,570</b>	<b>\$13,106,000</b>	<b>\$11,979,200</b>	<b>\$12,428,800</b>	<b>\$8,218,028</b>	<b>\$12,526,000</b>	<b>\$101,948,398</b>
<b>- FEDERAL -</b>									
Federal Highway/Bridge	\$178,000	\$1,872,150	\$197,000	\$838,000	\$217,000	\$3,215,000	\$216,000	\$1,600,000	\$8,333,150
<b>FEDERAL TOTAL</b>	<b>\$178,000</b>	<b>\$1,872,150</b>	<b>\$197,000</b>	<b>\$838,000</b>	<b>\$217,000</b>	<b>\$3,215,000</b>	<b>\$216,000</b>	<b>\$1,600,000</b>	<b>\$8,333,150</b>
<b>- OTHER -</b>									
Municipal	\$541,000	\$568,000	\$596,000	\$626,000	\$657,000	\$690,000	\$0	\$0	\$3,678,000
<b>OTHER TOTAL</b>	<b>\$541,000</b>	<b>\$568,000</b>	<b>\$596,000</b>	<b>\$626,000</b>	<b>\$657,000</b>	<b>\$690,000</b>	<b>\$0</b>	<b>\$0</b>	<b>\$3,678,000</b>
<b>GRAND TOTAL SOURCES</b>	<b>\$74,902,139</b>	<b>\$54,495,688</b>	<b>\$54,577,067</b>	<b>\$68,915,226</b>	<b>\$95,578,035</b>	<b>\$63,971,730</b>	<b>\$34,742,180</b>	<b>\$14,696,000</b>	<b>\$461,878,064</b>



# PUBLIC SCHOOLS





## Overview of Public Schools CIP

The Public Schools Community Investment Plan (CIP) includes school construction, such as additions and modernizations, as well as other school-related projects. School construction is funded primarily by dedicated Local Income Tax revenue, State funding, and Impact Fees.

Developing the school construction plan is a complex process involving the Board of Education's plans, priorities and requests, enrollment projections, redistricting plans, and projected development. Historically, the County has provided funding for three-quarters or more of the school CIP. In the current six-year plan, the County is providing 70% of funding.

Funding is included in FY 21 – 25 to address the Carroll County Career and Technology Center through a two-phased project. The first phase includes planning and construction of a 21,000 square foot addition to the existing Career and Technology Center. The second phase renovates the existing building to better accommodate programs.

Funding for a replacement East Middle School is included in FY 23 – 26. Remaining funding, which will be provided entirely by State School Construction funding, will be included outside the plan.

The CIP does not include HVAC and Roof replacements due to a projected lack of State funding participation. The plan may be adjusted during the remainder of the budget process if the Board of County Commissioners decides to fully fund systemic projects or more State funding than is expected becomes available.

Even with the \$203.5M included in the plan, all project requests could not be funded. In recent years, the Board of Education has identified several needs that have no existing or planned funding. Unfunded projects include:

- Westminster High Modernization
- Robert Moton Elementary BEST Program Addition
- Cranberry Station Elementary Kindergarten Addition
- Friendship Valley Elementary Kindergarten and PRIDE Addition
- Sandymount Elementary Kindergarten Addition
- Taneytown Elementary Kindergarten Addition
- HVAC and Roof Replacements

Following this overview are copies of the Board of Education's Ten-Year Facilities Master Plan Calendar and the FY 21 State Capital Improvement Plan Budget Request/FY 2022 – 2026 Capital Improvement Program Plan. For additional information on Public School projects, please refer to the individual project pages.

## FY 2021 CAPITAL IMPROVEMENT PROGRAM BUDGET REQUEST

Priority	Prior Authorization/Allocation		Fiscal Year 2021 Request		Funding Request		Total Request	
	State	County	Total	State	Request For	County		Request For
1		\$ 13,064	\$ 13,064	\$ 15,000	(P&C)	\$ 21,036	(C)	\$ 36,036
2		\$ 3,175	\$ 3,175	\$ 3,160	(SR)			\$ 3,160
3			\$ -	\$ 1,380	(SR)	\$ 1,170	(SR)	\$ 2,550
4			\$ -	\$ 1,103	(SR)	\$ 934	(SR)	\$ 2,037
5		\$ 155	\$ 155	\$ 929	(SR)	\$ 646	(SR)	\$ 1,575
6		\$ 155	\$ 155	\$ 929	(SR)	\$ 646	(SR)	\$ 1,575
7						\$ 4,547	(P)	\$ 4,547
8						\$ 4,584	(P&C)	\$ 4,584
9						\$ 87	(P)	\$ 87
10						\$ 203	(P)	\$ 203
11						\$ 100	(P)	\$ 100
12						\$ 600	(C)	\$ 600
13						\$ 1,000	(C)	\$ 1,000
14						\$ 855	(C)	\$ 855
15						\$ 185	(C)	\$ 185
16						\$ 50	(C)	\$ 50
				TBD				
		\$ -	\$ 16,549	\$ 22,501		\$ 36,643		\$ 59,144

NOTE: All dollar figures are shown in thousands

- (S) = HVAC Scope Study
- (FS) = PSCP Required Feasibility Study
- (P) = Planning Approval [State] or Planning Funds [County]
- (SR) = Systemic Renovation
- (C) = Construction Funding
- (E) = Furniture & Equipment Funds

**FY 2022-2026 CAPITAL IMPROVEMENT PROGRAM PLAN**

(\$ ,000 omitted)

Project Title	FY2022			FY2023			FY2024			FY2025			FY2026			Total
	State	Local		State	Local		State	Local		State	Local		State	Local		
<b>Modernizations</b>																
Career & Technology Center Renovation/Addition	\$ 12,807			\$ 12,807												\$ 25,614
East MS Replacement	\$ 12,000	\$ 31,411		\$ 12,000												\$ 55,411
Westminster HS Modernization									\$ 100							\$ 100
<b>Roof Replacements</b>																
North Carroll MS - Roof Replacement	\$ 1,781	\$ 1,509		\$ 2,266	\$ 1,921											\$ 3,290
Oklahoma Road MS - Roof Replacement				\$ 2,897	\$ 2,455											\$ 4,187
Century HS - Roof Replacement				\$ 2,897	\$ 2,455											\$ 5,352
Shiloh MS - Roof Replacement							\$ 2,401	\$ 2,034					\$ 645	\$ 547		\$ 4,435
Gateway - Roof Replacement																\$ 1,192
<b>HVAC-Replacements</b>																
Oklahoma Road MS - System Replacement	\$ 5,009															\$ 5,009
Northwest MS - System Replacement		\$ 4,134		\$ 4,517												\$ 8,651
Carroll Springs - System Replacement		\$ 1,799		\$ 1,965												\$ 3,764
Carrolltowne ES - System Replacement					\$ 4,890	\$ 5,342										\$ 10,232
Mt. Airy ES - System Replacement					\$ 3,517	\$ 3,843										\$ 7,360
Liberty HS - System Replacement							\$ 9,687	\$ 10,585								\$ 20,272
Friendship Valley ES - System Replacement									\$ 3,706	\$ 4,050						\$ 7,756
Piney Ridge ES - System Replacement									\$ 4,220	\$ 4,612						\$ 8,832
Mechanicsville ES - System Replacement													\$ 4,829	\$ 4,645		\$ 4,829
Runnymede ES - System Replacement													\$ 4,645			\$ 4,645
<b>Additions</b>																
Robert Moton ES BEST Addition	\$ 720	\$ 627														\$ 1,347
Friendship Valley ES Kindergarten & PRIDE Addition	\$ 1,680	\$ 1,464														\$ 3,144
Cranberry Station ES Kindergarten Addition		\$ 102	\$ 840	\$ 840	\$ 732											\$ 1,674
Taneytown ES Kindergarten Addition		\$ 132	\$ 1,019	\$ 1,019	\$ 1,033											\$ 2,184
Sandymount ES Kindergarten Addition		\$ 106	\$ 875	\$ 875	\$ 762											\$ 1,743
<b>Annual Requests</b>																
Security Improvements		\$ 630		\$ 660	\$ 660				\$ 690	\$ 720						\$ 3,450
Technology Improvements		\$ 1,000		\$ 1,000	\$ 1,000				\$ 1,000	\$ 1,000						\$ 5,000
Paving		\$ 1,300		\$ 1,300	\$ 1,300				\$ 1,600	\$ 1,400						\$ 6,600
Roofing Improvements		\$ 190		\$ 195	\$ 200				\$ 200	\$ 205						\$ 600
Relocatable Classroom Movement				\$ 50	\$ 50				\$ 50	\$ 50						\$ 400
Barrier Free Modifications																\$ 250
Aging Schools Program	TBD			TBD					TBD				TBD			
<b>Electrical Service Upgrades</b>																
Sykesville Middle Electrical Equipment Replacement	\$ 443	\$ 307														\$ 750
	\$ 34,440	\$ 44,761	\$ 36,289	\$ 16,060	\$ 12,082	\$ 15,682	\$ 12,986	\$ 13,435	\$ 9,307	\$ 13,031	\$ 208,073					

# CARROLL COUNTY PUBLIC SCHOOLS TEN YEAR FACILITIES MASTER PLAN CALENDAR

MODERNIZATIONS	COMPLETION DATE	20	21	22	23	24	25	26	27	28	29	NOTES
		<p><b>Career &amp; Technology Center Modernization</b> This project involves a 90,000 square foot addition to the current building, and the renovation of 90,000 square feet of the existing building. Planning is currently underway and the project is scheduled to start construction in the summer of 2020.</p>	Aug. 2024	P	C	C	C	C	O			
<p><b>East Middle Replacement</b> This project involves the design and construction of a new East Middle school to replace the aging facility.</p>	Aug. 2024		P	C	C	O						
<p><b>Westminster High</b> This project involves the modernization of the existing Westminster High building of 337,000 square feet.</p>	TBD						FS		P	C	C	

FS = Feasibility Study  
P = Planning  
C= Construction

# CARROLL COUNTY PUBLIC SCHOOLS TEN YEAR FACILITIES MASTER PLAN CALENDAR

CAPITAL RENEWAL PROJECTS	COMPLETION DATE	20	21	22	23	24	25	26	27	28	29	NOTES
		<b>Roof Replacement Projects</b>										
Sandymount Elementary	Aug. 2019	C										HVAC Project - 2018
Linton Springs Elementary	Aug. 2019	C										
Cranberry Station Elementary	Aug. 2020	P	C									
Winfield Elementary	Aug. 2020	P	C									HVAC Project - 2019
Spring Garden Elementary	Aug. 2021		P	C								HVAC Project - 2020
North Carroll Middle	Aug. 2022			P	C							
East Middle	TBD			P	C							TBD
Oklahoma Road Middle	Aug. 2023				P	C						HVAC Project - 2021
Century High	Aug. 2024					P	C					
Shiloh Middle	Aug. 2025						P	C				
Gate way	Aug. 2026							P	C			
<b>HVAC Replacement Projects</b>												
Winfield Elementary	Aug. 2019	C										Roof Project
Spring Garden Elementary	Aug. 2020	P	C									Roof Project
Oklahoma Road Middle	Aug. 2021		P	C								Roof Project
CCCCC	TBD		P	C								CCCCC Renovation
Northwest Middle	Aug. 2022			P	C							
East Middle	TBD			P	C							TBD
Carroll Springs	Aug. 2022			P	C							
Carrolltowne Elementary	Aug. 2023				P	C						
Mt. Airy Elementary	Aug. 2023			P	C							
Liberty High	Aug. 2024					P	C					
Piney Ridge Elementary	Aug. 2025						P	C				
Friendship Valley Elementary	Aug. 2025						P	C				
Mechanicsville Elementary	Aug. 2026							P	C			
Runnymede Elementary	Aug. 2026							P	C			
Taneytown Elementary	Aug. 2027								P	C		
Elmer Wolfe Elementary	Aug. 2027									P	C	
South Carroll High	Aug. 2028										P	C
Eldersburg Elementary	Aug. 2029											P

P = Planning  
C = Construction

# CARROLL COUNTY PUBLIC SCHOOLS TEN YEAR FACILITIES MASTER PLAN CALENDAR

CAPITAL RENEWAL PROJECTS	COMPLETION DATE	20	21	22	23	24	25	26	27	28	29	NOTES
		<b>Electrical System Replacement/Upgrades</b>										
Sykesville Middle	Aug. 2021	P	C									
East Middle	TBD			P	C							TBD
<b>Fire Alarm Replacement</b>												
East Middle	TBD			P	C							TBD
Carrolltowne Elementary	Aug. 2024					P	C					w/ HVAC Project
Runnymede Elementary	Aug. 2026							P	C			w/ HVAC Project
Elmer Wolfe Elementary	Aug. 2026								P	C		w/ HVAC Project
Taneytown Elementary	Aug. 2027								P	C		w/ HVAC Project
<b>Window Replacement</b>												
South Carroll High	Aug. 2020	P	C									
Westminster High	Aug. 2020	P	C									
East Middle	TBD			P	C							TBD
<b>Paving Replacement</b>												
	On-going	C	C	C	C	C	C	C	C	C	C	
<b>Technology Improvements</b>												
	On-going	C	C	C	C	C	C	C	C	C	C	

P = Planning  
C= Construction

# CARROLL COUNTY PUBLIC SCHOOLS TEN YEAR FACILITIES MASTER PLAN CALENDAR

INSTRUCTIONAL PROGRAM	COMPLETION DATE	COMPLETION DATE										NOTES		
		20	21	22	23	24	25	26	27	28	29			
<b>Westminster High Science Room Renovations</b> This project involves 6 original science rooms that have not been renovated.	Aug. 2020	C	C											
<b>Robert Moton BEST Addition</b> This addition is needed to expand the BEST program	Aug. 2021		P	C										
<b>Friendship Valley PRIDE Addition</b> This addition is needed to accommodate the PRIDE program	Aug. 2021		P	C										
<b>Friendship Valley Kindergarten Addition</b> This addition is needed to accommodate full day Kindergarten	Aug. 2021		P	C										
<b>Cranberry Station Kindergarten Addition</b> This addition is needed to accommodate full day Kindergarten	Aug. 2021		P	C										
<b>Taneytown Kindergarten Addition</b> This addition is needed to accommodate full day Kindergarten	Aug. 2022			P	C									
<b>Sandymount Kindergarten Addition</b> This addition is needed to accommodate full day Kindergarten	Aug. 2022			P	C									

P = Planning  
C = Construction

COMMUNITY INVESTMENT PLAN FOR FISCAL YEARS 2021 TO 2026

	2021	2022	2023	2024	2025	2026	Prior Allocation	Balance To Complete	Total Project Cost
<b>PUBLIC SCHOOLS</b>									
Career and Technology Center	\$30,035,806	\$9,000,000	\$9,000,000	\$9,000,000	\$4,614,000	\$0	\$13,064,194	\$0	\$74,714,000
East Middle School Replacement	0	0	0	5,300,000	42,324,000	9,000,000	0	12,526,000	69,150,000
Paving	725,000	965,000	825,000	875,000	1,000,000	1,050,000	0	0	5,440,000
Relocatable Classroom Removal	185,000	0	195,000	0	205,000	0	0	0	585,000
Roof Repairs	0	190,000	0	200,000	0	210,000	0	0	600,000
Technology Improvements	1,000,000	1,000,000	1,000,000	1,000,000	1,000,000	1,000,000	0	0	6,000,000
Transfer to Operating Budget for BOE Debt Service	10,461,158	10,757,958	11,476,291	12,491,926	13,133,235	14,319,930	0	0	72,640,498
<b>PUBLIC SCHOOLS TOTAL</b>	<b>\$42,406,964</b>	<b>\$21,912,958</b>	<b>\$22,496,291</b>	<b>\$28,866,926</b>	<b>\$62,276,235</b>	<b>\$25,579,930</b>	<b>\$13,064,194</b>	<b>\$12,526,000</b>	<b>\$229,129,498</b>
<b>SOURCES OF FUNDING:</b>									
Local Income Tax	\$12,371,158	\$12,912,958	\$13,496,291	\$14,566,926	\$15,338,235	\$16,579,930	\$100,000	\$0	\$85,365,498
Bonds	19,511,635	0	0	5,300,000	37,938,000	0	2,493,000	0	65,242,635
Reallocated Bonds	1,524,171	0	0	0	0	0	10,471,194	0	11,995,365
State School Construction	9,000,000	9,000,000	9,000,000	9,000,000	9,000,000	9,000,000	0	12,526,000	66,526,000
<b>PUBLIC SCHOOLS TOTAL</b>	<b>\$42,406,964</b>	<b>\$21,912,958</b>	<b>\$22,496,291</b>	<b>\$28,866,926</b>	<b>\$62,276,235</b>	<b>\$25,579,930</b>	<b>\$13,064,194</b>	<b>\$12,526,000</b>	<b>\$229,129,498</b>



# Career and Technology Center

Commissioner District: 3

Taylor Hockensmith, Senior Management and Budget Analyst (410) 386-2082

8619

This project provides funding to address space needs and an aging facility at the Career and Technology Center, located in Westminster. Included in the project is construction of approximately 108,000 square feet of additional space, demolition of 23,500 square feet, and renovation of 83,000 square feet. The renovated and additional square footage will better accommodate existing programs and create space for the new Interactive Media program.

*Project is contingent on State funding.*

	FY 21	FY 22	FY 23	FY 24	FY 25	FY 26	Prior Allocation	Balance to Complete	Total Project Cost
Engineering/Design							4,100,194		<b>4,100,194</b>
Land Acquisition									<b>0</b>
Site Work							1,241,000		<b>1,241,000</b>
Construction	24,527,806	9,000,000	9,000,000	9,000,000	4,614,000		6,531,000		<b>62,672,806</b>
Equipment/Furnishings	3,647,000						653,000		<b>4,300,000</b>
Other	1,861,000						539,000		<b>2,400,000</b>
<b>EXPENDITURES</b>									

<b>TOTAL</b>	<b>30,035,806</b>	<b>9,000,000</b>	<b>9,000,000</b>	<b>9,000,000</b>	<b>4,614,000</b>	<b>0</b>	<b>13,064,194</b>	<b>0</b>	<b>74,714,000</b>
--------------	-------------------	------------------	------------------	------------------	------------------	----------	-------------------	----------	-------------------

<b>SOURCES OF FUNDS</b>									
Local Income Tax							100,000		<b>100,000</b>
Bonds	19,511,635						2,493,000		<b>22,004,635</b>
Reallocated Bonds	1,524,171						10,471,194		<b>11,995,365</b>
State School Construction	9,000,000	9,000,000	9,000,000	9,000,000	4,614,000				<b>40,614,000</b>

<b>PROJECTED OPERATING IMPACTS</b>									
	0	0	0	0	0	0			0

# East Middle School Replacement

Commissioner District: 3

Taylor Hockensmith, Senior Management and Budget Analyst (410) 386-2082

Proj #

This project provides funding for the design and construction of a replacement school for East Middle.

*Project is contingent on State funding.*

	FY 21	FY 22	FY 23	FY 24	FY 25	FY 26	Prior Allocation	Balance to Complete	Total Project Cost
Engineering/Design				5,300,000					5,300,000
Land Acquisition									0
Site Work					9,028,000				9,028,000
Construction					27,899,000	9,000,000		12,526,000	49,425,000
Equipment/Furnishings					2,473,000				2,473,000
Other					2,924,000				2,924,000
<b>EXPENDITURES</b>									
<b>TOTAL</b>	<b>0</b>	<b>0</b>	<b>0</b>	<b>5,300,000</b>	<b>42,324,000</b>	<b>9,000,000</b>	<b>0</b>	<b>12,526,000</b>	<b>69,150,000</b>

<b>SOURCES OF FUNDS</b>									
Local Income Tax									0
Reallocated Local Income Tax									0
Bonds				5,300,000	37,938,000				43,238,000
State School Construction					4,386,000	9,000,000		12,526,000	25,912,000

<b>PROJECTED OPERATING IMPACTS</b>									
	0	0	0	0	0	0			0

# Paving

Taylor Hockensmith, Senior Management and Budget Analyst (410) 386-2082

9748

This project provides ongoing funding for maintenance and replacement of the school system's parking lots and driveways. Listed below are planned projects in priority order:

- Robert Moton Elementary
- Runnymede Elementary
- Winfield Elementary
- Liberty High
- Mechanicsville Elementary
- Mount Airy Elementary
- Sykesville Middle
- Northwest Middle Traffic Loop and Main Lot
- Shiloh Middle

	FY 21	FY 22	FY 23	FY 24	FY 25	FY 26	Prior Allocation	Balance to Complete	Total Project Cost
Engineering/Design									0
Land Acquisition									0
Site Work									0
Construction	725,000	965,000	825,000	875,000	1,000,000	1,050,000			5,440,000
Equipment/Furnishings									0
Other									0
<b>EXPENDITURES</b>									

<b>TOTAL</b>	<b>725,000</b>	<b>965,000</b>	<b>825,000</b>	<b>875,000</b>	<b>1,000,000</b>	<b>1,050,000</b>	<b>0</b>	<b>0</b>	<b>5,440,000</b>
--------------	----------------	----------------	----------------	----------------	------------------	------------------	----------	----------	------------------

<b>SOURCES OF FUNDS</b>									
Local Income Tax	725,000	965,000	825,000	875,000	1,000,000	1,050,000			5,440,000
Reallocated Local Income Tax									0
Bonds									0
State School Construction									0

<b>PROJECTED OPERATING IMPACTS</b>									
	0	0	0	0	0	0			0

# Relocatable Classroom Removal

Taylor Hockensmith, Senior Management and Budget Analyst (410) 386-2082

9745

This project provides ongoing funding for the removal and relocation of relocatable classrooms from various school sites where they are no longer needed. An evaluation of the condition and utilization of the existing classroom inventory was performed to identify units for potential removal or relocation.

*Projected operating impacts include a reduction in maintenance and utilities.*

	FY 21	FY 22	FY 23	FY 24	FY 25	FY 26	Prior Allocation	Balance to Complete	Total Project Cost
Engineering/Design									0
Land Acquisition									0
Site Work									0
Construction	185,000		195,000		205,000				585,000
Equipment/Furnishings									0
Other									0
<b>EXPENDITURES</b>									
<b>TOTAL</b>	<b>185,000</b>	<b>0</b>	<b>195,000</b>	<b>0</b>	<b>205,000</b>	<b>0</b>	<b>0</b>	<b>0</b>	<b>585,000</b>
<b>SOURCES OF FUNDS</b>									
Local Income Tax	185,000		195,000		205,000				585,000
Reallocated Local Income Tax									0
Bonds									0
State School Construction									0
<b>PROJECTED OPERATING IMPACTS</b>	<b>(150,000)</b>	<b>(150,000)</b>	<b>(310,000)</b>	<b>(310,000)</b>	<b>(480,000)</b>	<b>(480,000)</b>			

# Roof Repairs

Taylor Hockensmith, Senior Management and Budget Analyst (410) 386-2082

9746

This project provides ongoing funding to address emergencies, provide necessary maintenance for the integrity of the roof systems, and extend the useful life of roofs.

	FY 21	FY 22	FY 23	FY 24	FY 25	FY 26	Prior Allocation	Balance to Complete	Total Project Cost
Engineering/Design									0
Land Acquisition									0
Site Work									0
Construction		190,000		200,000		210,000			600,000
Equipment/Furnishings									0
Other									0
<b>EXPENDITURES</b>									
<b>TOTAL</b>	<b>0</b>	<b>190,000</b>	<b>0</b>	<b>200,000</b>	<b>0</b>	<b>210,000</b>	<b>0</b>	<b>0</b>	<b>600,000</b>
<b>SOURCES OF FUNDS</b>									
Local Income Tax		190,000		200,000		210,000			600,000
Reallocated Local Income Tax									0
Bonds									0
State School Construction									0
<b>PROJECTED OPERATING IMPACTS</b>	<b>0</b>	<b>0</b>	<b>0</b>	<b>0</b>	<b>0</b>	<b>0</b>			<b>0</b>

# Technology Improvements

Taylor Hockensmith, Senior Management and Budget Analyst (410) 386-2082

9792

This project provides ongoing funding for technology improvements. Funding will allow for technology replacements, upgrades to infrastructure hardware and software, and installation and replacement of hardware, such as servers, and network infrastructure equipment. Cabling upgrades, wireless technologies, and other core telecommunications are included in the technology infrastructure of the school system.

	FY 21	FY 22	FY 23	FY 24	FY 25	FY 26	Prior Allocation	Balance to Complete	Total Project Cost
Engineering/Design									0
Land Acquisition									0
Site Work									0
Construction									0
Equipment/Furnishings	1,000,000	1,000,000	1,000,000	1,000,000	1,000,000	1,000,000			6,000,000
Other									0
<b>EXPENDITURES</b>									
<b>TOTAL</b>	<b>1,000,000</b>	<b>1,000,000</b>	<b>1,000,000</b>	<b>1,000,000</b>	<b>1,000,000</b>	<b>1,000,000</b>	<b>0</b>	<b>0</b>	<b>6,000,000</b>
<b>SOURCES OF FUNDS</b>									
Local Income Tax	1,000,000	1,000,000	1,000,000	1,000,000	1,000,000	1,000,000			6,000,000
Reallocated Local Income Tax									0
Bonds									0
State School Construction									0
<b>PROJECTED OPERATING IMPACTS</b>	0	0	0	0	0	0			0

# Transfer to Operating Budget for BOE Debt Service

Taylor Hockensmith, Senior Management and Budget Analyst (410) 386-2082

9001

A percentage of the Local Income Tax revenue is dedicated to school construction and appropriated directly into the Capital Fund. This project is for the portion of these dedicated funds transferred to the General Fund to pay debt service related to school construction projects. Because dedicated Local Income Tax is budgeted in the Capital Fund and then transferred to the General Fund, the funding is counted twice in the All Funds Budget.

	FY 21	FY 22	FY 23	FY 24	FY 25	FY 26	Prior Allocation	Balance to Complete	Total Project Cost
Engineering/Design									0
Land Acquisition									0
Site Work									0
Construction									0
Equipment/Furnishings									0
Other	10,461,158	10,757,958	11,476,291	12,491,926	13,133,235	14,319,930			72,640,498
<b>EXPENDITURES</b>									

<b>TOTAL</b>	<b>10,461,158</b>	<b>10,757,958</b>	<b>11,476,291</b>	<b>12,491,926</b>	<b>13,133,235</b>	<b>14,319,930</b>	<b>0</b>	<b>0</b>	<b>72,640,498</b>
--------------	-------------------	-------------------	-------------------	-------------------	-------------------	-------------------	----------	----------	-------------------

<b>SOURCES OF FUNDS</b>									
Local Income Tax	10,461,158	10,757,958	11,476,291	12,491,926	13,133,235	14,319,930			72,640,498
Reallocated Local Income Tax									0
Bonds									0
State School Construction									0

<b>PROJECTED OPERATING IMPACTS</b>						
	0	0	0	0	0	0





# CONSERVATION AND OPEN SPACE



## **Overview of Conservation and Open Space CIP**

The FY 21 – 26 Conservation and Open Space CIP includes funding for land preservation and water resources. Approximately \$36.1M is planned for the Agricultural Preservation Program in both the Capital and Operating budgets and is funded with a combination of dedicated Property Tax revenue, bonds, Agricultural Transfer Tax revenue, and State participation. Property Tax funding is included to allow for the acquisition of easements through Installment Purchase Agreements and for the payment of interest to landowners.

The FY 21 – 26 CIP continues funding to maintain the County’s permit associated with the Federal National Pollutant Discharge Elimination System (NPDES) program. The 2005 – 2010 permit required a total of 10 percent of the County’s impervious surface be remediated. The County and the eight municipalities entered into a memorandum of agreement combining the municipalities and County into one permit. This joint permit, issued for 2015 – 2020, required an additional 20 percent remediation of impervious surface, and was linked to the Watershed Implementation Plan of the Chesapeake Bay Total Maximum Daily Load (TMDL). The Chesapeake Bay TMDL sets limits on allowable pollutants in bodies of water. The requirements for the Chesapeake Bay TMDLs are currently unknown and may require additional funding above and beyond planned levels. The County has applied for a new 5-year permit and is waiting for approval. In the interim, the current permit has been administratively extended.

To remain compliant with the NPDES permit, the Stormwater Facility Restoration project was established to keep stormwater management facilities working properly.

For additional information on these or other Conservation and Open Space projects, please refer to the individual project pages.

COMMUNITY INVESTMENT PLAN FOR FISCAL YEARS 2021 TO 2026

	2021	2022	2023	2024	2025	2026	Prior Allocation	Balance To Complete	Total Project Cost
<b>CONSERVATION AND OPEN SPACE</b>									
Agricultural Land Preservation	\$4,483,000	\$4,483,000	\$4,483,000	\$4,483,000	\$4,483,000	\$4,483,000	\$0	\$0	\$26,898,000
Stormwater Facility Renovation	325,000	300,000	300,000	300,000	300,000	300,000	0	0	1,825,000
Watershed Assessment and Improvement (NPDES)	3,350,000	3,450,000	3,550,000	3,650,000	3,750,000	3,850,000	0	0	21,600,000
<b>CONSERVATION AND OPEN SPACE TOTAL</b>	<b>\$8,158,000</b>	<b>\$8,233,000</b>	<b>\$8,333,000</b>	<b>\$8,433,000</b>	<b>\$8,533,000</b>	<b>\$8,633,000</b>	<b>\$0</b>	<b>\$0</b>	<b>\$50,323,000</b>
<b>SOURCES OF FUNDING:</b>									
Property Tax	\$2,500,000	\$2,500,000	\$2,500,000	\$2,500,000	\$2,500,000	\$2,500,000	\$0	\$0	\$15,000,000
Bonds	4,463,182	4,515,000	4,587,000	4,657,000	4,726,000	4,793,000	0	0	27,741,182
Reallocated Bonds	3,818	0	0	0	0	0	0	0	3,818
Ag. Preservation (MALPF)	500,000	500,000	500,000	500,000	500,000	500,000	0	0	3,000,000
Ag Transfer Tax	150,000	150,000	150,000	150,000	150,000	150,000	0	0	900,000
Municipal	541,000	568,000	596,000	626,000	657,000	690,000	0	0	3,678,000
<b>CONSERVATION AND OPEN SPACE TOTAL</b>	<b>\$8,158,000</b>	<b>\$8,233,000</b>	<b>\$8,333,000</b>	<b>\$8,433,000</b>	<b>\$8,533,000</b>	<b>\$8,633,000</b>	<b>\$0</b>	<b>\$0</b>	<b>\$50,323,000</b>

# Agricultural Land Preservation

Chizuko M. Godwin, Management and Budget Analyst (410) 386-2082

9007

This project provides ongoing funding for the Carroll County Agricultural Land Preservation program. The program provides an opportunity for landowners to make a long-term commitment to agriculture by offering financial incentives in exchange for property development rights. Preserving farmland with permanent easements helps to maintain agriculture as a viable industry and preserve the rural character of Carroll County.

The County offers two payment options to the landowners: Installment Purchase Agreement (IPA) or Lump Sum. The IPA option pays the landowner for the easement over a 20-year period. The Lump Sum option pays for the easement at the time of settlement. The Maryland Agricultural Land Preservation Foundation (MALPF), a lump-sum payment program, is jointly funded by the State of Maryland and Carroll County.

A portion of Property Tax revenue is dedicated to the Agricultural Land Preservation program, to be appropriated in the Capital Fund for easement purchases, and in the General Fund for interest payments to landowners in the Debt Service - Agricultural Preservation budget. The Capital Fund portion was capped at \$2.5M ongoing beginning in FY 21.

The appropriations are listed in the charts below. The Total Appropriation - IPA and Lump Sum are for easement purchases; Operating impacts are interest payments appropriated to the General Fund; and the Total Appropriation - Ag Pres at the bottom of this page includes costs for both the Lump Sum and IPA options.

	FY 21	FY 22	FY 23	FY 24	FY 25	FY 26	Prior Allocation	Balance to Complete	Total Project Cost
Engineering/Design									0
Land Acquisition	4,483,000	4,483,000	4,483,000	4,483,000	4,483,000	4,483,000			26,898,000
Site Work									0
Construction									0
Equipment/Furnishings									0
Other									0
<b>EXPENDITURES</b>									

<b>TOTAL</b>	<b>4,483,000</b>	<b>4,483,000</b>	<b>4,483,000</b>	<b>4,483,000</b>	<b>4,483,000</b>	<b>4,483,000</b>	<b>0</b>	<b>0</b>	<b>26,898,000</b>
--------------	------------------	------------------	------------------	------------------	------------------	------------------	----------	----------	-------------------

<b>SOURCES OF FUNDS</b>									
Property Tax	2,500,000	2,500,000	2,500,000	2,500,000	2,500,000	2,500,000			15,000,000
Bonds	1,333,000	1,333,000	1,333,000	1,333,000	1,333,000	1,333,000			7,998,000
Ag. Preservation (MALPF)	500,000	500,000	500,000	500,000	500,000	500,000			3,000,000
Ag Transfer Tax	150,000	150,000	150,000	150,000	150,000	150,000			900,000

<b>PROJECTED OPERATING IMPACTS</b>									
	1,406,760	1,459,510	1,513,670	1,568,575	1,622,760	1,595,640			

<b>Total Appropriation - IPA</b>	1,778,620	1,796,027	1,813,900	1,832,019	1,849,900	1,840,950			10,911,416
<b>Total Appropriation - Lump Sum</b>	3,611,139	3,646,482	3,682,769	3,719,555	3,755,859	3,737,689			22,153,493
<b>Total Appropriation - MALPF</b>	500,000	500,000	500,000	500,000	500,000	500,000			3,000,000
<b>Total Appropriation - Ag Pres</b>	<b>5,889,760</b>	<b>5,942,510</b>	<b>5,996,670</b>	<b>6,051,570</b>	<b>6,105,760</b>	<b>6,078,640</b>			<b>36,064,909</b>

# Stormwater Facility Renovation

Chizuko M. Godwin, Management and Budget Analyst (410) 386-2082

Proj #

This project provides ongoing funding to keep existing County-owned stormwater management facilities in working condition and in compliance with the National Pollution Discharge Elimination System (NPDES) Permit. Five to seven facilities per year, over a 30-year period, will be evaluated. Funding will be used for repairs and to replace pipes and filter media.

	FY 21	FY 22	FY 23	FY 24	FY 25	FY 26	Prior Allocation	Balance to Complete	Total Project Cost
Engineering/Design	10,000	35,000				10,000			55,000
Land Acquisition									0
Site Work									0
Construction	315,000	265,000	300,000	300,000	300,000	290,000			1,770,000
Equipment/Furnishings									0
Other									0
<b>EXPENDITURES</b>									

<b>TOTAL</b>	<b>325,000</b>	<b>300,000</b>	<b>300,000</b>	<b>300,000</b>	<b>300,000</b>	<b>300,000</b>	<b>0</b>	<b>0</b>	<b>1,825,000</b>
--------------	----------------	----------------	----------------	----------------	----------------	----------------	----------	----------	------------------

<b>SOURCES OF FUNDS</b>									
Transfer from General Fund									0
Property Tax									0
Bonds	321,182	300,000	300,000	300,000	300,000	300,000			1,821,182
Reallocated Bonds	3,818								3,818

<b>PROJECTED OPERATING IMPACTS</b>									
	0	0	0	0	0	0			0

# Watershed Assessment and Improvement (NPDES)

Chizuko M. Godwin, Management and Budget Analyst (410) 386-2082

9920

This project provides ongoing funding to comply with the Federal Clean Water Act. The Act requires the County to secure a permit under the National Pollutant Discharge Elimination System (NPDES) for storm sewer systems. The permit requires the county to map and assess the condition of the storm sewer systems and of the watersheds that discharge into them. The County and the eight municipalities have entered into a memorandum of agreement (MOA) to obtain a joint five-year NPDES permit to address stormwater issues. Under the joint permit issued in FY 16, the County and municipalities are required to mitigate impervious surface runoff. As part of the MOA, the County manages the construction of the mitigation projects on behalf of the municipalities. The municipalities provide funding to the County equivalent to 20% of the construction cost of municipal impervious acres.

The current permit expires in FY 20, but has been administratively extended. Estimates of Town contributions have been included in anticipation that the Towns and County will again participate in a joint permit. The estimate is based on the assumptions of the MOA signed by the Towns and County for the current permit.

	FY 21	FY 22	FY 23	FY 24	FY 25	FY 26	Prior Allocation	Balance to Complete	Total Project Cost
Engineering/Design	140,000	130,000	485,000	170,000	200,000	350,000			<b>1,475,000</b>
Land Acquisition									<b>0</b>
Site Work									<b>0</b>
Construction	3,210,000	3,320,000	3,065,000	3,480,000	3,550,000	3,500,000			<b>20,125,000</b>
Equipment/Furnishings									<b>0</b>
Other									<b>0</b>
<b>EXPENDITURES</b>									
<b>TOTAL</b>	<b>3,350,000</b>	<b>3,450,000</b>	<b>3,550,000</b>	<b>3,650,000</b>	<b>3,750,000</b>	<b>3,850,000</b>	<b>0</b>	<b>0</b>	<b>21,600,000</b>

<b>SOURCES OF FUNDS</b>									
Transfer from General Fund									<b>0</b>
Property Tax									<b>0</b>
Bonds	2,809,000	2,882,000	2,954,000	3,024,000	3,093,000	3,160,000			<b>17,922,000</b>
Municipal	541,000	568,000	596,000	626,000	657,000	690,000			<b>3,678,000</b>

<b>PROJECTED OPERATING IMPACTS</b>									
	0	0	0	0	0	0			0





# PUBLIC WORKS



## **Overview of Public Works CIP**

The Public Works CIP includes two sections: Roads and Bridges.

Approximately \$93.5M is included in the FY 21 – 26 CIP to maintain and rehabilitate 900 miles of roads throughout the County. Approximately thirty-five percent of the County's road network is considered mainline or arterial roads. These roads carry a higher traffic volume. Sixty-five percent are lower volume roadways, including neighborhood roads. Typical repair strategies include sealing, overlay, mill and overlay, full-depth reclamation, and reconstruction.

Ongoing funding is included for inspection of storm drains. Video inspections will assess the condition of the storm drain system and rehabilitation funding is included for pipe lining and replacement of storm drains and small drainage structures.

Funding is included for the replacement or rehabilitation of six bridge structures.

For additional information on these or other Public Works projects, please refer to the individual project pages.



# ROADS



COMMUNITY INVESTMENT PLAN FOR FISCAL YEARS 2021 TO 2026

	2021	2022	2023	2024	2025	2026	Prior Allocation	Balance To Complete	Total Project Cost
<b>ROADS</b>									
Highway Safety Improvements	\$32,000	\$33,000	\$35,000	\$37,000	\$38,000	\$40,000	\$0	\$0	\$215,000
Pavement Management Program	13,371,000	13,286,000	11,293,000	15,525,000	15,878,000	16,673,000	0	0	86,026,000
Pavement Preservation	1,150,000	1,180,000	1,215,000	1,255,000	1,300,000	1,350,000	0	0	7,450,000
Ramp and Sidewalk Upgrades	81,000	85,000	88,000	92,000	96,000	103,000	0	0	545,000
Small Drainage Structures	223,500	253,000	283,000	313,000	343,500	360,000	0	0	1,776,000
State Road Projects	100,000	100,000	0	0	0	0	764,990	0	964,990
Storm Drain Rehabilitation	223,500	253,000	283,000	313,000	343,500	360,000	0	0	1,776,000
Storm Drain Video Inspection	139,000	146,000	153,000	161,000	169,000	177,000	0	0	945,000
<b>ROADS TOTAL</b>	<b>\$15,320,000</b>	<b>\$15,336,000</b>	<b>\$13,350,000</b>	<b>\$17,696,000</b>	<b>\$18,168,000</b>	<b>\$19,063,000</b>	<b>\$764,990</b>	<b>\$0</b>	<b>\$99,697,990</b>
<b>SOURCES OF FUNDING:</b>									
Transfer from General Fund	\$100,000	\$100,000	\$0	\$161,000	\$1,219,000	\$1,277,000	\$764,990	\$0	\$3,621,990
Bonds	12,170,311	12,564,000	10,678,000	14,867,000	15,685,000	16,520,000	0	0	82,484,311
Reallocated Bonds	381,689	0	0	0	0	0	0	0	381,689
State Highway Administration	176,000	176,000	176,000	176,000	176,000	176,000	0	0	1,056,000
Highway User Revenue	2,492,000	2,496,000	2,496,000	2,492,000	1,088,000	1,090,000	0	0	12,154,000
<b>ROADS TOTAL</b>	<b>\$15,320,000</b>	<b>\$15,336,000</b>	<b>\$13,350,000</b>	<b>\$17,696,000</b>	<b>\$18,168,000</b>	<b>\$19,063,000</b>	<b>\$764,990</b>	<b>\$0</b>	<b>\$99,697,990</b>

# Highway Safety Improvements

Heidi K. Pepin, Management and Budget Project Coordinator (410) 386-2082

9674

This project provides ongoing funding to address roadway segments and road intersections with a history of frequent or severe accidents, and those with a significant potential for accidents. Possible improvements include minor changes in intersection geometry, turn lanes, signing additions or upgrades, traffic calming measures, and pavement marking upgrades.

Recently completed improvements includes a joint project with MD State Highway Administration to address sight distance at Gorsuch Road at MD 482 and lane adjustments on Maple Grove Road by Manchester Valley High.

	FY 21	FY 22	FY 23	FY 24	FY 25	FY 26	Prior Allocation	Balance to Complete	Total Project Cost
Engineering/Design									0
Land Acquisition									0
Site Work									0
Construction	32,000	33,000	35,000	37,000	38,000	40,000			215,000
Equipment/Furnishings									0
Other									0
<b>EXPENDITURES</b>									
<b>TOTAL</b>	<b>32,000</b>	<b>33,000</b>	<b>35,000</b>	<b>37,000</b>	<b>38,000</b>	<b>40,000</b>	<b>0</b>	<b>0</b>	<b>215,000</b>

<b>SOURCES OF FUNDS</b>									
Transfer from General Fund									0
Reallocated GF Transfer									0
State Highway Administration									0
Highway User Revenue	32,000	33,000	35,000	37,000	38,000	40,000			215,000

<b>PROJECTED OPERATING IMPACTS</b>									
	0	0	0	0	0	0			0



# Pavement Management Program

Heidi K. Pepin, Management and Budget Project Coordinator (410) 386-2082

Proj #

This project provides ongoing funding for the maintenance, repair, or rehabilitation of the County's 900 miles of paved roads. A pavement management software program is used to collect road condition information and to recommend the most cost-effective repair. Repair strategies include: patching, overlay, mill and overlay, full depth reclamation, and reconstruction. Drainage structures and traffic barriers will be inspected, repaired, replaced, or added where necessary, and sidewalk accessibility will also be evaluated and included if upgrades are due.

Maintaining a road network in satisfactory condition is one of the goals of the Department of Public Works. While addressing roads that are near failure is important, maintaining roads in fair and satisfactory condition is important as well. It is cost effective to address roads while the amount of repair is minimal and this balanced approach keeps the network in satisfactory condition.

During the FY 20 budget process, funding over FY 21 - 23 was reduced by \$4.7M.

	FY 21	FY 22	FY 23	FY 24	FY 25	FY 26	Prior Allocation	Balance to Complete	Total Project Cost
<b>EXPENDITURES</b>									
Engineering/Design	120,000	125,000	125,000	125,000	128,000	135,000			758,000
Land Acquisition									0
Site Work									0
Construction	12,790,000	12,250,000	10,225,000	14,300,000	15,000,000	15,750,000			80,315,000
Equipment/Furnishings									0
Other	461,000	911,000	943,000	1,100,000	750,000	788,000			4,953,000
<b>TOTAL</b>	<b>13,371,000</b>	<b>13,286,000</b>	<b>11,293,000</b>	<b>15,525,000</b>	<b>15,878,000</b>	<b>16,673,000</b>	<b>0</b>	<b>0</b>	<b>86,026,000</b>
<b>SOURCES OF FUNDS</b>									
Transfer from General Fund					800,000	800,000			1,600,000
Bonds	11,709,611	11,973,000	10,024,000	14,149,000	14,902,000	15,697,000			78,454,611
Reallocated Bonds	314,389								314,389
State Highway Administration	176,000	176,000	176,000	176,000	176,000	176,000			1,056,000
Highway User Revenue	1,171,000	1,137,000	1,093,000	1,200,000					4,601,000
<b>PROJECTED OPERATING IMPACTS</b>	<b>0</b>	<b>0</b>	<b>0</b>	<b>0</b>	<b>0</b>	<b>0</b>			<b>0</b>

# Pavement Preservation

Heidi K. Pepin, Management and Budget Project Coordinator (410) 386-2082

Proj #

This project provides ongoing funding to place a maintenance seal coat, such as microsurface, on paved roads. Pavement preservation is applied to roads still in good condition, before the onset of serious damage. Annual funding addresses approximately 30 - 40 miles.

The project list will be generated in the spring in preparation for the summer construction season.

	FY 21	FY 22	FY 23	FY 24	FY 25	FY 26	Prior Allocation	Balance to Complete	Total Project Cost
Engineering/Design									0
Land Acquisition									0
Site Work									0
Construction	1,150,000	1,180,000	1,215,000	1,255,000	1,300,000	1,350,000			7,450,000
Equipment/Furnishings									0
Other									0
<b>EXPENDITURES</b>									

<b>TOTAL</b>	<b>1,150,000</b>	<b>1,180,000</b>	<b>1,215,000</b>	<b>1,255,000</b>	<b>1,300,000</b>	<b>1,350,000</b>	<b>0</b>	<b>0</b>	<b>7,450,000</b>
--------------	------------------	------------------	------------------	------------------	------------------	------------------	----------	----------	------------------

<b>SOURCES OF FUNDS</b>									
Transfer from General Fund					250,000	300,000			550,000
Reallocated GF Transfer									0
Bonds									0
Highway User Revenue	1,150,000	1,180,000	1,215,000	1,255,000	1,050,000	1,050,000			6,900,000

<b>PROJECTED OPERATING IMPACTS</b>									
	0	0	0	0	0	0			0

# Ramp and Sidewalk Upgrades

Heidi K. Pepin, Management and Budget Project Coordinator (410) 386-2082

8626

This project provides ongoing funding to upgrade or replace non-compliant ramps and sidewalks for ADA accessibility. Non-compliant ramps and sidewalks are also addressed through the Pavement Management Program. This project allows for the acceleration of the replacement and upgrade process.

Eighty-four locations were upgraded in 2018 and 2019, and are now in compliance.

	FY 21	FY 22	FY 23	FY 24	FY 25	FY 26	Prior Allocation	Balance to Complete	Total Project Cost
Engineering/Design									0
Land Acquisition									0
Site Work	8,000	8,500	8,500	9,000	9,000	9,500			52,500
Construction	66,000	69,000	72,000	75,000	79,000	85,000			446,000
Equipment/Furnishings									0
Other	7,000	7,500	7,500	8,000	8,000	8,500			46,500
<b>EXPENDITURES</b>									

<b>TOTAL</b>	<b>81,000</b>	<b>85,000</b>	<b>88,000</b>	<b>92,000</b>	<b>96,000</b>	<b>103,000</b>	<b>0</b>	<b>0</b>	<b>545,000</b>
--------------	---------------	---------------	---------------	---------------	---------------	----------------	----------	----------	----------------

<b>SOURCES OF FUNDS</b>									
Transfer from General Fund									0
Reallocated GF Transfer									0
Bonds	13,700	85,000	88,000	92,000	96,000	103,000			477,700
Reallocated Bonds	67,300								67,300

<b>PROJECTED OPERATING IMPACTS</b>									
	0	0	0	0	0	0			0

# Small Drainage Structures

Heidi K. Pepin, Management and Budget Project Coordinator (410) 386-2082

9847

This project provides ongoing funding to rehabilitate or replace deteriorated drainage structures including culvert headwalls and ancillary drainage features.

The Department of Public Works continues to incorporate all pipe culverts and drainage structures into the Geographic Information Systems (GIS). Once the locations are identified and mapped, field condition assessments can be made to help determine the most-effective approach to replacing and repairing these structures.

	FY 21	FY 22	FY 23	FY 24	FY 25	FY 26	Prior Allocation	Balance to Complete	Total Project Cost
Engineering/Design									0
Land Acquisition									0
Site Work									0
Construction	223,500	253,000	283,000	313,000	343,500	360,000			1,776,000
Equipment/Furnishings									0
Other									0
<b>EXPENDITURES</b>									
<b>TOTAL</b>	<b>223,500</b>	<b>253,000</b>	<b>283,000</b>	<b>313,000</b>	<b>343,500</b>	<b>360,000</b>	<b>0</b>	<b>0</b>	<b>1,776,000</b>

<b>SOURCES OF FUNDS</b>									
Transfer from General Fund									0
Reallocated GF Transfer									0
Bonds	223,500	253,000	283,000	313,000	343,500	360,000			1,776,000
Reallocated Bonds									0

<b>PROJECTED OPERATING IMPACTS</b>									
	0	0	0	0	0	0			0

# State Road Projects

Ashleigh Smith, Management and Budget Analyst (410) 386-2082

8629

This project provides funding to support projects for State roads in Carroll County.

	FY 21	FY 22	FY 23	FY 24	FY 25	FY 26	Prior Allocation	Balance to Complete	Total Project Cost
Engineering/Design	100,000	100,000					764,990		964,990
Land Acquisition									0
Site Work									0
Construction									0
Equipment/Furnishings									0
Other									0
<b>EXPENDITURES</b>									
<b>TOTAL</b>	<b>100,000</b>	<b>100,000</b>	<b>0</b>	<b>0</b>	<b>0</b>	<b>0</b>	<b>764,990</b>	<b>0</b>	<b>964,990</b>
<b>SOURCES OF FUNDS</b>									
Transfer from General Fund	100,000	100,000					764,990		964,990
Reallocated GF Transfer									0
Local Income Tax									0
Reallocated Local Income Tax									0
<b>PROJECTED OPERATING IMPACTS</b>	<b>0</b>	<b>0</b>	<b>0</b>	<b>0</b>	<b>0</b>	<b>0</b>			

# Storm Drain Rehabilitation

Heidi K. Pepin, Management and Budget Project Coordinator (410) 386-2082

8627

This project provides ongoing funding to maintain the storm drain system through rehabilitation and replacement. The County maintains about 180 miles (or 950,000 feet) of storm drain infrastructure, primarily located in neighborhoods where curbing, inlets, and manholes exist. Many of these systems were constructed with corrugated metal pipe, which has a life span of 30-50 years.

In 2018 and 2019, 3,490 linear feet of storm drain pipes were rehabilitated.

	FY 21	FY 22	FY 23	FY 24	FY 25	FY 26	Prior Allocation	Balance to Complete	Total Project Cost
Engineering/Design									0
Land Acquisition									0
Site Work									0
Construction	223,500	253,000	283,000	313,000	343,500	360,000			1,776,000
Equipment/Furnishings									0
Other									0
<b>EXPENDITURES</b>									
<b>TOTAL</b>	<b>223,500</b>	<b>253,000</b>	<b>283,000</b>	<b>313,000</b>	<b>343,500</b>	<b>360,000</b>	<b>0</b>	<b>0</b>	<b>1,776,000</b>

<b>SOURCES OF FUNDS</b>									
Transfer from General Fund									0
Reallocated GF Transfer									0
Bonds	223,500	253,000	283,000	313,000	343,500	360,000			1,776,000
Reallocated Bonds									0

<b>PROJECTED OPERATING IMPACTS</b>									
	0	0	0	0	0	0			0

# Storm Drain Video Inspection

Heidi K. Pepin, Management and Budget Project Coordinator (410) 386-2082

8769

This project provides ongoing funding to gather video inspection data of existing storm drain pipes. Inspection data is also collected for roads repaired through the Pavement Management program. Video inspections will determine if repairs or replacements are needed, and funding is provided for infrastructure rehabilitation in Storm Drain Rehabilitation.

	FY 21	FY 22	FY 23	FY 24	FY 25	FY 26	Prior Allocation	Balance to Complete	Total Project Cost
Engineering/Design	139,000	146,000	153,000	161,000	169,000	177,000			<b>945,000</b>
Land Acquisition									<b>0</b>
Site Work									<b>0</b>
Construction									<b>0</b>
Equipment/Furnishings									<b>0</b>
Other									<b>0</b>
<b>EXPENDITURES</b>									

<b>TOTAL</b>	<b>139,000</b>	<b>146,000</b>	<b>153,000</b>	<b>161,000</b>	<b>169,000</b>	<b>177,000</b>	<b>0</b>	<b>0</b>	<b>945,000</b>
--------------	----------------	----------------	----------------	----------------	----------------	----------------	----------	----------	----------------

<b>SOURCES OF FUNDS</b>									
Transfer from General Fund				161,000	169,000	177,000			<b>507,000</b>
Reallocated GF Transfer									<b>0</b>
Local Income Tax									<b>0</b>
Highway User Revenue	139,000	146,000	153,000						<b>438,000</b>

<b>PROJECTED OPERATING IMPACTS</b>									
	0	0	0	0	0	0			0





# BRIDGES



COMMUNITY INVESTMENT PLAN FOR FISCAL YEARS 2021 TO 2026

	2021	2022	2023	2024	2025	2026	Prior Allocation	Balance To Complete	Total Project Cost
<b>BRIDGES</b>									
Bridge Inspection and Inventory	\$30,000	\$31,000	\$32,000	\$33,000	\$34,000	\$35,000	\$0	\$0	\$195,000
Bridge Maintenance and Structural Repair	75,000	78,000	82,000	85,000	89,000	94,000	0	0	503,000
Brown Road over Roaring Run	0	0	0	270,000	0	1,439,000	0	0	1,709,000
Cleaning and Painting of Bridge Structural Steel	223,000	234,000	246,000	258,000	271,000	284,000	0	0	1,516,000
Gaither Road over South Branch PatapSCO	0	2,096,850	0	0	0	0	275,000	0	2,371,850
Hawks Hill Road over Little Pipe Creek Tributary	0	255,000	0	510,000	0	0	0	0	765,000
McKinstry's Mill Road over Little Pipe Creek	0	0	0	250,000	0	0	0	1,746,000	1,996,000
Old Kays Mill Road over Beaver Run	0	0	0	270,000	0	2,296,000	0	0	2,566,000
PatapSCO Road Bridge Deck Replacement	0	0	0	0	0	170,000	0	424,000	594,000
<b>BRIDGES TOTAL</b>	<b>\$328,000</b>	<b>\$2,694,850</b>	<b>\$360,000</b>	<b>\$1,676,000</b>	<b>\$394,000</b>	<b>\$4,318,000</b>	<b>\$275,000</b>	<b>\$2,170,000</b>	<b>\$12,215,850</b>
<b>SOURCES OF FUNDING:</b>									
Transfer from General Fund	\$150,000	\$156,000	\$163,000	\$170,000	\$177,000	\$186,000	\$0	\$0	\$1,002,000
Bonds	0	666,700	0	668,000	0	917,000	59,000	570,000	2,880,700
Federal Highway/Bridge	178,000	1,872,150	197,000	838,000	217,000	3,215,000	216,000	1,600,000	8,333,150
<b>BRIDGES TOTAL</b>	<b>\$328,000</b>	<b>\$2,694,850</b>	<b>\$360,000</b>	<b>\$1,676,000</b>	<b>\$394,000</b>	<b>\$4,318,000</b>	<b>\$275,000</b>	<b>\$2,170,000</b>	<b>\$12,215,850</b>

# Bridge Inspection and Inventory

Heidi K. Pepin, Management and Budget Project Coordinator (410) 386-2082

9684

This project provides ongoing funding for the inspection of 20 minor structures that do not qualify for use of Federal funds. Small structures are inspected every four years in the same manner as the 134 major County-maintained structures. Three bridges are inspected annually. This project includes hands-on field inspections of all 20 structures, as well as completion and submission of inspection reports, which summarize findings. Report recommendations are used to evaluate repairs and structure replacements.

	FY 21	FY 22	FY 23	FY 24	FY 25	FY 26	Prior Allocation	Balance to Complete	Total Project Cost
Engineering/Design	30,000	31,000	32,000	33,000	34,000	35,000			<b>195,000</b>
Land Acquisition									<b>0</b>
Site Work									<b>0</b>
Construction									<b>0</b>
Equipment/Furnishings									<b>0</b>
Other									<b>0</b>
<b>EXPENDITURES</b>									
<b>TOTAL</b>	<b>30,000</b>	<b>31,000</b>	<b>32,000</b>	<b>33,000</b>	<b>34,000</b>	<b>35,000</b>	<b>0</b>	<b>0</b>	<b>195,000</b>
<b>SOURCES OF FUNDS</b>									
Transfer from General Fund	30,000	31,000	32,000	33,000	34,000	35,000			<b>195,000</b>
Reallocated GF Transfer									<b>0</b>
Local Income Tax									<b>0</b>
Reallocated Local Income Tax									<b>0</b>
<b>PROJECTED OPERATING IMPACTS</b>	<b>0</b>	<b>0</b>	<b>0</b>	<b>0</b>	<b>0</b>	<b>0</b>			

# Bridge Maintenance and Structural Repair

Heidi K. Pepin, Management and Budget Project Coordinator (410) 386-2082

9882

This project provides ongoing funding for preventative maintenance and small repairs to County-maintained bridges, including: deck joint replacements, structural steel repairs, concrete patching, sediment removal, stream channel stabilization, traffic barrier replacement, and approach roadway repairs. Several projects have been identified for the work types and are listed below.

Listed below are potential sites for a replacement bridge seal project:

CL 208 Baptist over Alloway Creek	CL 211 Bowers over Alloway Creek	CL 364 Adams Mill over Little Pipe Creek
CL 234 Hapes Mill over Big Pipe Creek	CL 262 Mayberry over Bear Branch	CL 353 Patapsco over W. Branch Patapsco River
CL 266 Flickinger over Big Pipe Creek	CL 271 Arters Mill over Big Pipe Creek	CL 311 Morgan over S. Branch Patapsco River
CL 272 Halter over Big Pipe Creek	CL 310 Woodbine over S. Branch Patapsco River	

Listed below are potential sites for a concrete patching project:

CL 217 Stone over Silver Run	CL 310 Woodbine over S. Branch Patapsco River
CL 311 Morgan over S. Branch Patapsco River	CL 332 Marriottsville over S. Branch Patapsco River
CL 353 Patapsco over W. Branch Patapsco River	CL 373 Coon Club over E. Branch Patapsco River

	FY 21	FY 22	FY 23	FY 24	FY 25	FY 26	Prior Allocation	Balance to Complete	Total Project Cost
Engineering/Design									0
Land Acquisition									0
Site Work									0
Construction	75,000	78,000	82,000	85,000	89,000	94,000			503,000
Equipment/Furnishings									0
Other									0
<b>EXPENDITURES</b>									

<b>TOTAL</b>	<b>75,000</b>	<b>78,000</b>	<b>82,000</b>	<b>85,000</b>	<b>89,000</b>	<b>94,000</b>	<b>0</b>	<b>0</b>	<b>503,000</b>
--------------	---------------	---------------	---------------	---------------	---------------	---------------	----------	----------	----------------

<b>SOURCES OF FUNDS</b>									
Transfer from General Fund	75,000	78,000	82,000	85,000	89,000	94,000			503,000
Reallocated GF Transfer									0
Local Income Tax									0
Reallocated Local Income Tax									0

<b>PROJECTED OPERATING IMPACTS</b>									
	0	0	0	0	0	0			0

# Brown Road over Roaring Run

Commissioner District: 2

Heidi K. Pepin, Management and Budget Project Coordinator (410) 386-2082

Proj #

Functional Classification: Rural Local  
 Average Daily Traffic: 395  
 Bridge Number: CL 346



This project provides planned funding to replace the three cell corrugated steel pipe culverts, located in the central eastern area of Carroll County, with a new structure. The type of replacement structure will be determined based on an alternatives analysis. The structure is posted for weight limits.

*This project qualifies for Federal aid, which covers 80 percent of the engineering, inspection, and construction costs.*

	FY 21	FY 22	FY 23	FY 24	FY 25	FY 26	Prior Allocation	Balance to Complete	Total Project Cost
Engineering/Design				270,000					270,000
Land Acquisition									0
Site Work						116,000			116,000
Construction						1,108,000			1,108,000
Equipment/Furnishings									0
Other						215,000			215,000
<b>EXPENDITURES</b>									

<b>TOTAL</b>	<b>0</b>	<b>0</b>	<b>0</b>	<b>270,000</b>	<b>0</b>	<b>1,439,000</b>	<b>0</b>	<b>0</b>	<b>1,709,000</b>
--------------	----------	----------	----------	----------------	----------	------------------	----------	----------	------------------

<b>SOURCES OF FUNDS</b>									
Transfer from General Fund									0
Reallocated GF Transfer									0
Bonds				54,000		355,800			409,800
Federal Highway/Bridge				216,000		1,083,200			1,299,200

<b>PROJECTED OPERATING IMPACTS</b>									
	0	0	0	0	0	0			0

# Cleaning and Painting of Bridge Structural Steel

Heidi K. Pepin, Management and Budget Project Coordinator (410) 386-2082

9686

This project provides ongoing funding for cleaning and painting of bridge structural steel. Cleaning and painting slows deterioration and extends the useful life of steel structures. Funding is accumulated over several years to allow for completion of a larger project.

Listed below are potential sites for the next project:

- CL 207 Baptist Road over Alloway Creek
- CL 208 Baptist Road over Alloway Creek
- CL 211 Bowers Road over Alloway Creek
- CL 262 Mayberry Road over Bear Branch
- CL 272 Halter Road over Big Pipe Creek
- CL 364 Adams Mill Road over Little Pipe Creek
- CL 402 York Road No. 1 over S. Branch Gunpowder Falls

*This project qualifies for Federal aid, which covers 80 percent of the engineering, inspection, and construction costs.*

	FY 21	FY 22	FY 23	FY 24	FY 25	FY 26	Prior Allocation	Balance to Complete	Total Project Cost
Engineering/Design	19,000	20,000	21,000	22,000	23,000	24,000			<b>129,000</b>
Land Acquisition									<b>0</b>
Site Work									<b>0</b>
Construction	204,000	214,000	225,000	236,000	248,000	260,000			<b>1,387,000</b>
Equipment/Furnishings									<b>0</b>
Other									<b>0</b>
<b>EXPENDITURES</b>									

<b>TOTAL</b>	<b>223,000</b>	<b>234,000</b>	<b>246,000</b>	<b>258,000</b>	<b>271,000</b>	<b>284,000</b>	<b>0</b>	<b>0</b>	<b>1,516,000</b>
--------------	----------------	----------------	----------------	----------------	----------------	----------------	----------	----------	------------------

<b>SOURCES OF FUNDS</b>									
Transfer from General Fund	45,000	47,000	49,000	52,000	54,000	57,000			<b>304,000</b>
Reallocated GF Transfer									<b>0</b>
Local Income Tax									<b>0</b>
Federal Highway/Bridge	178,000	187,000	197,000	206,000	217,000	227,000			<b>1,212,000</b>

<b>PROJECTED OPERATING IMPACTS</b>									
	0	0	0	0	0	0			0

# Gaither Road over South Branch Patapsco

Commissioner Districts: 4 and 5

Heidi K. Pepin, Management and Budget Project Coordinator (410) 386-2082

8722

Functional Classification: Minor Collector  
 Average Daily Traffic: 1,190  
 Bridge Number: CL 313



This project provides funding to replace the steel truss bridge, located in southern Carroll County on the Howard County border, with a new structure. The type of replacement structure will be determined based on an alternatives analysis.

*This project qualifies for Federal aid, which covers 80 percent of the engineering, inspection, and construction costs.*

	FY 21	FY 22	FY 23	FY 24	FY 25	FY 26	Prior Allocation	Balance to Complete	Total Project Cost
Engineering/Design							275,000		275,000
Land Acquisition									0
Site Work		165,900							165,900
Construction		1,668,450							1,668,450
Equipment/Furnishings									0
Other		262,500							262,500
<b>EXPENDITURES</b>									

<b>TOTAL</b>	<b>0</b>	<b>2,096,850</b>	<b>0</b>	<b>0</b>	<b>0</b>	<b>0</b>	<b>275,000</b>	<b>0</b>	<b>2,371,850</b>
--------------	----------	------------------	----------	----------	----------	----------	----------------	----------	------------------

<b>SOURCES OF FUNDS</b>									
Transfer from General Fund									0
Bonds		411,700					59,000		470,700
Reallocated Bonds									0
Federal Highway/Bridge		1,685,150					216,000		1,901,150

<b>PROJECTED OPERATING IMPACTS</b>									
	0	0	0	0	0	0			0



# Hawks Hill Road over Little Pipe Creek Tributary

Commissioner District: 4

Heidi K. Pepin, Management and Budget Project Coordinator (410) 386-2082

Proj #

Functional Classification: Rural Local  
 Average Daily Traffic: 253  
 Bridge Number: CL 242



This project provides planned funding to replace the small bridge, located in western Carroll County near the Town of New Windsor. The existing structure is concrete encased steel beams on stone masonry abutments. The type of replacement structure will be determined based on an alternatives analysis. The structure width and waterway opening will be evaluated as part of the analysis.

*This project does not qualify for Federal aid.*

	FY 21	FY 22	FY 23	FY 24	FY 25	FY 26	Prior Allocation	Balance to Complete	Total Project Cost
Engineering/Design		250,000							250,000
Land Acquisition		5,000							5,000
Site Work				42,000					42,000
Construction				422,000					422,000
Equipment/Furnishings									0
Other				46,000					46,000
<b>EXPENDITURES</b>									

<b>TOTAL</b>	<b>0</b>	<b>255,000</b>	<b>0</b>	<b>510,000</b>	<b>0</b>	<b>0</b>	<b>0</b>	<b>0</b>	<b>765,000</b>
--------------	----------	----------------	----------	----------------	----------	----------	----------	----------	----------------

<b>SOURCES OF FUNDS</b>									
Transfer from General Fund									0
Reallocated GF Transfer									0
Local Income Tax									0
Bonds		255,000		510,000					765,000

<b>PROJECTED OPERATING IMPACTS</b>						
	0	0	0	0	0	0

# McKinstry Mill Road over Little Pipe Creek

Commissioner District: 4

Heidi K. Pepin, Management and Budget Project Coordinator (410) 386-2082

Proj #

Functional Classification: Rural Local  
 Average Daily Traffic: 338  
 Bridge Number: CL 236



This project provides planned funding to replace the bridge, located in western Carroll County, east of the Town of Union Bridge, with a new structure. The type of replacement structure will be determined based on an alternatives analysis. The structure width and waterway opening will be evaluated as part of the analysis.

*This project qualifies for Federal aid, which covers 80 percent of the engineering, inspection, and construction costs.*

	FY 21	FY 22	FY 23	FY 24	FY 25	FY 26	Prior Allocation	Balance to Complete	Total Project Cost
Engineering/Design				250,000					<b>250,000</b>
Land Acquisition									<b>0</b>
Site Work								138,000	<b>138,000</b>
Construction								1,373,000	<b>1,373,000</b>
Equipment/Furnishings									<b>0</b>
Other								235,000	<b>235,000</b>
<b>EXPENDITURES</b>									

<b>TOTAL</b>	<b>0</b>	<b>0</b>	<b>0</b>	<b>250,000</b>	<b>0</b>	<b>0</b>	<b>0</b>	<b>1,746,000</b>	<b>1,996,000</b>
--------------	----------	----------	----------	----------------	----------	----------	----------	------------------	------------------

<b>SOURCES OF FUNDS</b>									
Transfer from General Fund									<b>0</b>
Reallocated GF Transfer									<b>0</b>
Bonds				50,000				417,200	<b>467,200</b>
Federal Highway/Bridge				200,000				1,328,800	<b>1,528,800</b>

<b>PROJECTED OPERATING IMPACTS</b>									
	0	0	0	0	0	0			0

# Old Kays Mill Road over Beaver Run

Commissioner District: 2

Heidi K. Pepin, Management and Budget Project Coordinator (410) 386-2082

Proj #

Functional Classification: Rural Local  
 Average Daily Traffic: 209  
 Bridge Number: CL 344



This project provides planned funding to replace the three cell structural plate pipe culverts, located in the Finksburg area of Carroll County, with a new structure. The type of replacement structure will be determined based on an alternatives analysis. The structure is posted for weight limits.

*This project qualifies for Federal aid, which covers 80 percent of the engineering, inspection, and construction costs.*

	FY 21	FY 22	FY 23	FY 24	FY 25	FY 26	Prior Allocation	Balance to Complete	Total Project Cost
Engineering/Design				270,000					270,000
Land Acquisition									0
Site Work						180,000			180,000
Construction						1,831,000			1,831,000
Equipment/Furnishings									0
Other						285,000			285,000
<b>EXPENDITURES</b>									

<b>TOTAL</b>	<b>0</b>	<b>0</b>	<b>0</b>	<b>270,000</b>	<b>0</b>	<b>2,296,000</b>	<b>0</b>	<b>0</b>	<b>2,566,000</b>
--------------	----------	----------	----------	----------------	----------	------------------	----------	----------	------------------

<b>SOURCES OF FUNDS</b>									
Transfer from General Fund									0
Reallocated GF Transfer									0
Bonds				54,000		527,200			581,200
Federal Highway/Bridge				216,000		1,768,800			1,984,800

<b>PROJECTED OPERATING IMPACTS</b>									
	0	0	0	0	0	0			0

# Patapsco Road Bridge Deck Replacement

Commissioner District: 2

Heidi K. Pepin, Management and Budget Project Coordinator (410) 386-2082

Proj #

Functional Classification: Minor Collector  
 Average Daily Traffic: 147  
 Bridge Number: CL 351



This project provides planned funding to replace the concrete deck on the structure, located in eastern Carroll County. This project also includes painting the steel beams and performing substructure masonry repairs.

Deck replacement is a more cost-effective approach and avoids replacement of the entire structure at this time.

*This project qualifies for Federal aid, which covers 80 percent of the engineering, inspection, and construction costs.*

	FY 21	FY 22	FY 23	FY 24	FY 25	FY 26	Prior Allocation	Balance to Complete	Total Project Cost
Engineering/Design						170,000			<b>170,000</b>
Land Acquisition									<b>0</b>
Site Work								28,000	<b>28,000</b>
Construction								280,000	<b>280,000</b>
Equipment/Furnishings									<b>0</b>
Other								116,000	<b>116,000</b>
<b>EXPENDITURES</b>									

<b>TOTAL</b>	<b>0</b>	<b>0</b>	<b>0</b>	<b>0</b>	<b>0</b>	<b>170,000</b>	<b>0</b>	<b>424,000</b>	<b>594,000</b>
--------------	----------	----------	----------	----------	----------	----------------	----------	----------------	----------------

<b>SOURCES OF FUNDS</b>									
Transfer from General Fund									<b>0</b>
Reallocated GF Transfer									<b>0</b>
Bonds						34,000		152,800	<b>186,800</b>
Federal Highway/Bridge						136,000		271,200	<b>407,200</b>

<b>PROJECTED OPERATING IMPACTS</b>	<b>0</b>	<b>0</b>	<b>0</b>	<b>0</b>	<b>0</b>	<b>0</b>			<b>0</b>
------------------------------------	----------	----------	----------	----------	----------	----------	--	--	----------

# RECREATION AND CULTURE



## **Overview of Recreation and Culture CIP**

The Recreation and Parks portion of the FY 21 – 26 CIP provides facilities for passive (natural park areas) and active (ballfields) recreational opportunities. The primary sources of funding for recreation projects are Impact Fees and Program Open Space (POS) funding. Impact Fees are charged to developers of new homes in Carroll County to partially offset the cost of providing recreation facilities to serve those new homes. POS funding is provided as a portion of the State Real Estate Transfer Tax for the acquisition and development of park facilities. Projects include Recreation and Parks, and the Union Mills Homestead. These projects maintain County infrastructure and are funded primarily using Program Open Space dollars.

Funding is provided in the FY 21 – 26 CIP for paving at Hashawha and replacement of a pavilion at the Bear Branch Nature Center. Piney Run Park projects include paving and replacement of a pavilion, the seawall, and boat launch area. Also included are projects for a new roof and lighting at the Sports Complex.

Other funded projects include replacement of three tot lots, a waterless restroom at Cape Horn Park, trails at Krimgold, Leister, and Bark Hill Parks, and historical restoration of Union Mills Homestead waterwheel and flume. Funding for a playground, pavilion, and monument at Westminster Veterans Memorial Park is included in FY 21 and a trail in the northwest area of the County is planned for FY 25.

The FY 21 – 26 CIP continues to fund Self-Help projects. These projects are cooperative ventures between local community groups and the County and enable the County's Recreation Councils to identify projects to enhance park facilities countywide.

For additional information on Recreation and Parks projects, please refer to the individual project pages.

COMMUNITY INVESTMENT PLAN FOR FISCAL YEARS 2021 TO 2026

	2021	2022	2023	2024	2025	2026	Prior Allocation	Balance To Complete	Total Project Cost
<b>RECREATION AND CULTURE</b>									
Bark Hill Park Trail	\$0	\$0	\$0	\$0	\$0	\$312,000	\$0	\$0	\$312,000
Bear Branch Nature Center Pavilion Replacement	0	0	0	197,000	0	0	0	0	197,000
Cape Horn Park Waterless Restroom Replacement	0	0	0	0	0	294,000	0	0	294,000
Community Self-Help Projects	82,000	84,000	86,000	88,000	90,000	92,000	0	0	522,000
Deer Park Lighting Replacement	0	0	0	0	291,000	0	0	0	291,000
Deer Park Phase II	100,000	0	0	0	0	0	1,604,000	0	1,704,000
Gillis Falls Trail	467,000	0	0	0	0	0	0	0	467,000
Hashawha and Bear Branch Paving	0	0	552,000	0	0	0	0	0	552,000
Krimgold Park Phase II	400,000	0	0	0	0	0	0	0	400,000
Land Acquisition	307,000	340,000	358,000	365,000	376,000	387,000	0	0	2,133,000
Leister Park Phase II	0	191,000	0	0	0	0	0	0	191,000
Northwest Trail	0	0	0	0	1,100,000	0	0	0	1,100,000
Park Restoration	175,000	180,000	185,000	190,000	195,000	200,000	0	0	1,125,000
Piney Run Pavilion Replacement	0	0	0	181,000	0	0	0	0	181,000
Piney Run Pavilion Road Paving	0	213,000	0	0	0	0	0	0	213,000
Piney Run Paving	0	0	0	0	0	290,000	0	0	290,000
Piney Run Seawall and Launch Replacement	0	0	0	0	0	277,000	0	0	277,000
Sports Complex Building Roof	0	0	301,000	0	0	0	0	0	301,000
Sports Complex Lighting	280,000	0	525,000	0	0	0	683,000	0	1,488,000
Tot Lot Replacement	83,000	86,000	89,000	92,000	97,000	321,000	0	0	768,000
Town Fund	16,700	17,800	17,800	17,800	17,800	17,800	0	0	105,700
Union Mills Flume, Shaft, and Waterwheel Replacement	0	0	164,000	435,000	0	0	291,000	0	890,000
Westminster Veterans Memorial Park Phase I	300,000	0	0	0	0	0	2,303,596	0	2,603,596
<b>RECREATION AND CULTURE TOTAL</b>	<b>\$2,210,700</b>	<b>\$1,111,800</b>	<b>\$2,277,800</b>	<b>\$1,565,800</b>	<b>\$2,166,800</b>	<b>\$2,190,800</b>	<b>\$4,881,596</b>	<b>\$0</b>	<b>\$16,405,296</b>
<b>SOURCES OF FUNDING:</b>									
Transfer from General Fund	\$322,000	\$331,700	\$408,000	\$342,800	\$351,600	\$428,000	\$28,100	\$0	\$2,212,200
Reallocated GF Transfer	0	0	0	0	0	0	65,300	0	65,300
Bonds	0	0	164,000	435,000	0	0	275,168	0	874,168
Impact Fee - Parks	470,000	90,000	325,000	0	750,000	250,000	925,000	0	2,810,000
Reallocated Impact Fee - Parks	300,000	0	0	0	0	0	0	0	300,000
Program Open Space	1,118,700	690,100	1,380,800	788,000	1,065,200	1,512,800	2,438,028	0	8,993,628
Reallocated Program Open Space	0	0	0	0	0	0	1,054,000	0	1,054,000
State Miscellaneous Grants	0	0	0	0	0	0	96,000	0	96,000
<b>RECREATION AND CULTURE</b>	<b>\$2,210,700</b>	<b>\$1,111,800</b>	<b>\$2,277,800</b>	<b>\$1,565,800</b>	<b>\$2,166,800</b>	<b>\$2,190,800</b>	<b>\$4,881,596</b>	<b>\$0</b>	<b>\$16,405,296</b>



# Bark Hill Park Trail

Commissioner District: 1

Ashleigh Smith, Management and Budget Analyst (410) 386-2082

Proj #

This project provides planned funding for approximately 22,800 square feet of new paved trail in Bark Hill Park, located on Peace N Plenty Road in Union Bridge.

*Project is contingent on State funding.*

*Operating impacts will include maintenance beginning in FY 27.*

	FY 21	FY 22	FY 23	FY 24	FY 25	FY 26	Prior Allocation	Balance to Complete	Total Project Cost
Engineering/Design						20,000			20,000
Land Acquisition									0
Site Work									0
Construction						277,000			277,000
Equipment/Furnishings						15,000			15,000
Other									0
<b>EXPENDITURES</b>									
<b>TOTAL</b>	<b>0</b>	<b>0</b>	<b>0</b>	<b>0</b>	<b>0</b>	<b>312,000</b>	<b>0</b>	<b>0</b>	<b>312,000</b>
<b>SOURCES OF FUNDS</b>									
Transfer from General Fund									0
Impact Fee - Parks						250,000			250,000
Program Open Space						62,000			62,000
Reallocated Program Open Space									0
<b>PROJECTED OPERATING IMPACTS</b>	<b>0</b>	<b>0</b>	<b>0</b>	<b>0</b>	<b>0</b>	<b>0</b>			<b>0</b>

# Bear Branch Nature Center Pavilion Replacement

Commissioner District: 1

Ashleigh Smith, Management and Budget Analyst (410) 386-2082

Proj #

This project provides planned funding to replace the Bear Branch Nature Center pavilion, installed in 1991. Bear Branch is located at the Hashawha Environmental Center on John Owings Road, north of Westminster.

*Project is contingent on State funding .*

	FY 21	FY 22	FY 23	FY 24	FY 25	FY 26	Prior Allocation	Balance to Complete	Total Project Cost
Engineering/Design				12,000					12,000
Land Acquisition									0
Site Work									0
Construction									0
Equipment/Furnishings				176,000					176,000
Other				9,000					9,000
<b>EXPENDITURES</b>									
<b>TOTAL</b>	<b>0</b>	<b>0</b>	<b>0</b>	<b>197,000</b>	<b>0</b>	<b>0</b>	<b>0</b>	<b>0</b>	<b>197,000</b>
<b>SOURCES OF FUNDS</b>									
Transfer from General Fund				19,700					19,700
Impact Fee - Parks									0
Program Open Space				177,300					177,300
Reallocated Program Open Space									0
<b>PROJECTED OPERATING IMPACTS</b>	<b>0</b>	<b>0</b>	<b>0</b>	<b>0</b>	<b>0</b>	<b>0</b>			<b>0</b>

# Cape Horn Park Waterless Restroom Replacement

Commissioner District: 2

Ashleigh Smith, Management and Budget Analyst (410) 386-2082

Proj #

This project provides planned funding to purchase and install a replacement waterless restroom at Cape Horn Park, located on Cape Horn Road in Hampstead.

*Project is contingent on State funding.*

	FY 21	FY 22	FY 23	FY 24	FY 25	FY 26	Prior Allocation	Balance to Complete	Total Project Cost
Engineering/Design						19,000			<b>19,000</b>
Land Acquisition									<b>0</b>
Site Work									<b>0</b>
Construction						261,000			<b>261,000</b>
Equipment/Furnishings									<b>0</b>
Other						14,000			<b>14,000</b>
<b>EXPENDITURES</b>									
<b>TOTAL</b>	<b>0</b>	<b>0</b>	<b>0</b>	<b>0</b>	<b>0</b>	<b>294,000</b>	<b>0</b>	<b>0</b>	<b>294,000</b>
<b>SOURCES OF FUNDS</b>									
Transfer from General Fund						29,400			<b>29,400</b>
Impact Fee - Parks									<b>0</b>
Program Open Space						264,600			<b>264,600</b>
Reallocated Program Open Space									<b>0</b>
<b>PROJECTED OPERATING IMPACTS</b>	<b>0</b>	<b>0</b>	<b>0</b>	<b>0</b>	<b>0</b>	<b>0</b>			<b>0</b>

# Community Self-Help Projects

Ashleigh Smith, Management and Budget Analyst (410) 386-2082

9735

This project provides ongoing funding for the Self-Help program in an effort to create community interest and involvement in recreational facilities throughout Carroll County. It enables communities to accomplish recreational projects approved by the Recreation and Parks Advisory Board and Board of County Commissioners. Individual projects may not exceed \$25,000 and can receive up to 75% funding from Community Self-Help, up to 85% if it includes volunteer labor. The remaining cost of the project is provided by the community.

	FY 21	FY 22	FY 23	FY 24	FY 25	FY 26	Prior Allocation	Balance to Complete	Total Project Cost
Engineering/Design									0
Land Acquisition									0
Site Work									0
Construction	82,000	84,000	86,000	88,000	90,000	92,000			522,000
Equipment/Furnishings									0
Other									0
<b>EXPENDITURES</b>									
<b>TOTAL</b>	<b>82,000</b>	<b>84,000</b>	<b>86,000</b>	<b>88,000</b>	<b>90,000</b>	<b>92,000</b>	<b>0</b>	<b>0</b>	<b>522,000</b>
<b>SOURCES OF FUNDS</b>									
Transfer from General Fund	82,000	84,000	86,000	88,000	90,000	92,000			522,000
Impact Fee - Parks									0
Program Open Space									0
Reallocated Program Open Space									0
<b>PROJECTED OPERATING IMPACTS</b>	<b>0</b>	<b>0</b>	<b>0</b>	<b>0</b>	<b>0</b>	<b>0</b>			<b>0</b>

# Deer Park Lighting Replacement

Commissioner District: 2

Ashleigh Smith, Management and Budget Analyst (410) 386-2082

Proj #

This project provides planned funding to upgrade the existing lights on a multipurpose field at Deer Park, located on Deer Park Road, south of Westminster.

*Project is contingent on State funding.*

*Operating impacts will include reduced electricity consumption.*

	FY 21	FY 22	FY 23	FY 24	FY 25	FY 26	Prior Allocation	Balance to Complete	Total Project Cost
Engineering/Design					18,000				18,000
Land Acquisition									0
Site Work									0
Construction					258,000				258,000
Equipment/Furnishings									0
Other					15,000				15,000
<b>EXPENDITURES</b>									
<b>TOTAL</b>	<b>0</b>	<b>0</b>	<b>0</b>	<b>0</b>	<b>291,000</b>	<b>0</b>	<b>0</b>	<b>0</b>	<b>291,000</b>
<b>SOURCES OF FUNDS</b>									
Transfer from General Fund					29,100				29,100
Reallocated GF Transfer									0
Program Open Space					261,900				261,900
Reallocated Program Open Space									0
<b>PROJECTED OPERATING IMPACTS</b>	<b>0</b>	<b>0</b>	<b>0</b>	<b>0</b>	<b>0</b>	<b>(130)</b>			

# Deer Park Phase II

Commissioner District: 2

Ashleigh Smith, Management and Budget Analyst (410) 386-2082

8701

This project provides funding for the design, engineering, and construction of an 18.85 acre parcel addition to Deer Park. Included is an access road, parking, two multipurpose fields, and a walking trail.

	FY 21	FY 22	FY 23	FY 24	FY 25	FY 26	Prior Allocation	Balance to Complete	Total Project Cost
Engineering/Design							200,000		<b>200,000</b>
Land Acquisition							200,000		<b>200,000</b>
Site Work									<b>0</b>
Construction	100,000						1,204,000		<b>1,304,000</b>
Equipment/Furnishings									<b>0</b>
Other									<b>0</b>
<b>EXPENDITURES</b>									
<b>TOTAL</b>	<b>100,000</b>	<b>0</b>	<b>0</b>	<b>0</b>	<b>0</b>	<b>0</b>	<b>1,604,000</b>	<b>0</b>	<b>1,704,000</b>
<b>SOURCES OF FUNDS</b>									
Transfer from General Fund							25,000		<b>25,000</b>
Impact Fee - Parks	100,000						370,000		<b>470,000</b>
Program Open Space							155,000		<b>155,000</b>
Reallocated Program Open Space							1,054,000		<b>1,054,000</b>
<b>PROJECTED OPERATING IMPACTS</b>	<b>0</b>	<b>22,500</b>	<b>23,175</b>	<b>23,870</b>	<b>24,590</b>	<b>25,330</b>			

# Gillis Falls Trail

Commissioner District: 4

Ashleigh Smith, Management and Budget Analyst (410) 386-2082

Proj #

This project provides funding to establish a 5,700 linear foot compacted-stone walking trail connecting Salt Box Park to Flag Marsh Road near the Carroll County Equestrian Center, located northeast of Mt. Airy. This section of trail will require a boardwalk in several areas and the installation of a pre-engineered bridge.

*Project is contingent on State funding.*

*Operating impacts will include maintenance.*

	FY 21	FY 22	FY 23	FY 24	FY 25	FY 26	Prior Allocation	Balance to Complete	Total Project Cost
Engineering/Design	30,000								30,000
Land Acquisition									0
Site Work									0
Construction	407,000								407,000
Equipment/Furnishings	30,000								30,000
Other									0
<b>EXPENDITURES</b>									
<b>TOTAL</b>	<b>467,000</b>	<b>0</b>	<b>0</b>	<b>0</b>	<b>0</b>	<b>0</b>	<b>0</b>	<b>0</b>	<b>467,000</b>
<b>SOURCES OF FUNDS</b>									
Transfer from General Fund	20,000								20,000
Impact Fee - Parks	200,000								200,000
Program Open Space	247,000								247,000
Reallocated Program Open Space									0
<b>PROJECTED OPERATING IMPACTS</b>	<b>0</b>	<b>2,700</b>	<b>2,780</b>	<b>2,860</b>	<b>2,950</b>	<b>3,040</b>			

# Hashawha and Bear Branch Paving

Commissioner District: 1

Ashleigh Smith, Management and Budget Analyst (410) 386-2082

Proj #

This project provides planned funding for new paving and an overlay of approximately 150,000 square feet. The overlay will include the entrance and parking lot of the Bear Branch Nature Center, the entrance and parking lot of the Hashawha Environmental Center, and areas around the caretaker house, barn, shop, and lake. New paving will be added near the raptor cages.

*Project is contingent on State funding.*

	FY 21	FY 22	FY 23	FY 24	FY 25	FY 26	Prior Allocation	Balance to Complete	Total Project Cost
Engineering/Design			35,000						35,000
Land Acquisition									0
Site Work			490,000						490,000
Construction									0
Equipment/Furnishings									0
Other			27,000						27,000
<b>EXPENDITURES</b>									
<b>TOTAL</b>	<b>0</b>	<b>0</b>	<b>552,000</b>	<b>0</b>	<b>0</b>	<b>0</b>	<b>0</b>	<b>0</b>	<b>552,000</b>
<b>SOURCES OF FUNDS</b>									
Transfer from General Fund			55,200						55,200
Bonds									0
Impact Fee - Parks									0
Program Open Space			496,800						496,800
<b>PROJECTED OPERATING IMPACTS</b>	<b>0</b>	<b>0</b>	<b>0</b>	<b>0</b>	<b>0</b>	<b>0</b>			<b>0</b>



# Krimgold Park Phase II

Commissioner District: 4

Ashleigh Smith, Management and Budget Analyst (410) 386-2082

Proj #

This project provides funding for new road, parking, and trail paving at Krimgold Park, located on Woodbine Road in Sykesville.

*Project is contingent on State funding.*

*Operating impacts include maintenance.*

	FY 21	FY 22	FY 23	FY 24	FY 25	FY 26	Prior Allocation	Balance to Complete	Total Project Cost
Engineering/Design	21,000								<b>21,000</b>
Land Acquisition									<b>0</b>
Site Work									<b>0</b>
Construction	360,000								<b>360,000</b>
Equipment/Furnishings									<b>0</b>
Other	19,000								<b>19,000</b>
<b>EXPENDITURES</b>									
<b>TOTAL</b>	<b>400,000</b>	<b>0</b>	<b>0</b>	<b>0</b>	<b>0</b>	<b>0</b>	<b>0</b>	<b>0</b>	<b>400,000</b>
<b>SOURCES OF FUNDS</b>									
Transfer from General Fund	10,000								<b>10,000</b>
Impact Fee - Parks	90,000								<b>90,000</b>
Program Open Space	300,000								<b>300,000</b>
Reallocated Program Open Space									<b>0</b>
<b>PROJECTED OPERATING IMPACTS</b>	<b>0</b>	<b>2,700</b>	<b>2,781</b>	<b>2,864</b>	<b>2,950</b>	<b>3,040</b>			

# Land Acquisition

Ashleigh Smith, Management and Budget Analyst (410) 386-2082

8233

This project provides ongoing funding for the required 25% Program Open Space allocation for land acquisition projects. Projects must be consistent with the goals of the local Land Preservation Parks and Recreation Plan (LPPRP) and Program Open Space Annual Program. Funding is included in this project for future acquisitions and has not been allocated to specific projects.

*Project is contingent on State funding.*

	FY 21	FY 22	FY 23	FY 24	FY 25	FY 26	Prior Allocation	Balance to Complete	Total Project Cost
Engineering/Design									0
Land Acquisition	307,000	340,000	358,000	365,000	376,000	387,000			2,133,000
Site Work									0
Construction									0
Equipment/Furnishings									0
Other									0
<b>EXPENDITURES</b>									
<b>TOTAL</b>	<b>307,000</b>	<b>340,000</b>	<b>358,000</b>	<b>365,000</b>	<b>376,000</b>	<b>387,000</b>	<b>0</b>	<b>0</b>	<b>2,133,000</b>
<b>SOURCES OF FUNDS</b>									
Transfer from General Fund									0
Impact Fee - Parks									0
Program Open Space	307,000	340,000	358,000	365,000	376,000	387,000			2,133,000
Reallocated Program Open Space									0
<b>PROJECTED OPERATING IMPACTS</b>	<b>0</b>	<b>0</b>	<b>0</b>	<b>0</b>	<b>0</b>	<b>0</b>			<b>0</b>

# Leister Park Phase II

Commissioner District: 2

Ashleigh Smith, Management and Budget Analyst (410) 386-2082

Proj #

This project provides planned funding to establish an additional 4,700 linear foot walking trail at Leister Park, located on Black Rock Road in Hampstead.

*Project is contingent on State funding.*

*Operating impacts include maintenance.*

	FY 21	FY 22	FY 23	FY 24	FY 25	FY 26	Prior Allocation	Balance to Complete	Total Project Cost
Engineering/Design		12,000							12,000
Land Acquisition									0
Site Work		171,000							171,000
Construction									0
Equipment/Furnishings									0
Other		8,000							8,000
<b>EXPENDITURES</b>									
<b>TOTAL</b>	<b>0</b>	<b>191,000</b>	<b>0</b>	<b>0</b>	<b>0</b>	<b>0</b>	<b>0</b>	<b>0</b>	<b>191,000</b>
<b>SOURCES OF FUNDS</b>									
Transfer from General Fund		20,000							20,000
Impact Fee - Parks		90,000							90,000
Program Open Space		81,000							81,000
Reallocated Program Open Space									0
<b>PROJECTED OPERATING IMPACTS</b>	<b>0</b>	<b>0</b>	<b>2,700</b>	<b>2,781</b>	<b>2,864</b>	<b>2,950</b>			

# Northwest Trail

Commissioner District: 1

Ashleigh Smith, Management and Budget Analyst (410) 386-2082

Proj #

This project provides planned funding for the design and construction of a five-mile trail from Taneytown to the Pennsylvania state line.

*Project is contingent on receiving State funding.*

*Operating impacts will include maintenance.*

	FY 21	FY 22	FY 23	FY 24	FY 25	FY 26	Prior Allocation	Balance to Complete	Total Project Cost
Engineering/Design					70,000				70,000
Land Acquisition									0
Site Work									0
Construction					970,000				970,000
Equipment/Furnishings									0
Other					60,000				60,000
<b>EXPENDITURES</b>									
<b>TOTAL</b>	<b>0</b>	<b>0</b>	<b>0</b>	<b>0</b>	<b>1,100,000</b>	<b>0</b>	<b>0</b>	<b>0</b>	<b>1,100,000</b>
<b>SOURCES OF FUNDS</b>									
Transfer from General Fund					10,000				10,000
Impact Fee - Parks					750,000				750,000
Program Open Space					340,000				340,000
Reallocated Program Open Space									0
<b>PROJECTED OPERATING IMPACTS</b>	<b>0</b>	<b>0</b>	<b>0</b>	<b>0</b>	<b>0</b>	<b>0</b>			<b>0</b>

# Park Restoration

Ashleigh Smith, Management and Budget Analyst (410) 386-2082

8232

This project provides ongoing funding for maintenance and renovation projects at County park sites. Listed below are planned projects:

- Bear Branch Nature Center Storage Building Roof Replacement
- Charles Carroll Pavilion
- Deer Park Baseball Backstop and Fencing
- Deer Park Storage/Concession Building Roof Replacement
- Freedom Park Walking Trail Overlay Phase II
- Hashawha Poolhouse Roof

	FY 21	FY 22	FY 23	FY 24	FY 25	FY 26	Prior Allocation	Balance to Complete	Total Project Cost
Engineering/Design									0
Land Acquisition									0
Site Work	175,000	180,000	185,000	190,000	195,000	200,000			1,125,000
Construction									0
Equipment/Furnishings									0
Other									0
<b>EXPENDITURES</b>									

<b>TOTAL</b>	<b>175,000</b>	<b>180,000</b>	<b>185,000</b>	<b>190,000</b>	<b>195,000</b>	<b>200,000</b>	<b>0</b>	<b>0</b>	<b>1,125,000</b>
--------------	----------------	----------------	----------------	----------------	----------------	----------------	----------	----------	------------------

<b>SOURCES OF FUNDS</b>									
Transfer from General Fund	175,000	180,000	185,000	190,000	195,000	200,000			1,125,000
Impact Fee - Parks									0
Program Open Space									0
Reallocated Program Open Space									0

<b>PROJECTED OPERATING IMPACTS</b>	0	0	0	0	0	0			
------------------------------------	---	---	---	---	---	---	--	--	--

# Piney Run Pavilion Replacement

Commissioner District: 4

Ashleigh Smith, Management and Budget Analyst (410) 386-2082

Proj #

This project provides planned funding to replace Piney Run Park Pavilion #3, installed in 1993. Piney Run Park is located on Martz Road in Sykesville.

*Project is contingent on State funding.*

	FY 21	FY 22	FY 23	FY 24	FY 25	FY 26	Prior Allocation	Balance to Complete	Total Project Cost
Engineering/Design									0
Land Acquisition									0
Site Work									0
Construction				172,000					172,000
Equipment/Furnishings									0
Other				9,000					9,000
<b>EXPENDITURES</b>									
<b>TOTAL</b>	<b>0</b>	<b>0</b>	<b>0</b>	<b>181,000</b>	<b>0</b>	<b>0</b>	<b>0</b>	<b>0</b>	<b>181,000</b>
<b>SOURCES OF FUNDS</b>									
Transfer from General Fund				18,100					18,100
Impact Fee - Parks									0
Program Open Space				162,900					162,900
Reallocated Program Open Space									0
<b>PROJECTED OPERATING IMPACTS</b>	<b>0</b>	<b>0</b>	<b>0</b>	<b>0</b>	<b>0</b>	<b>0</b>			<b>0</b>

# Piney Run Pavilion Road Paving

Commissioner District: 4

Ashleigh Smith, Management and Budget Analyst (410) 386-2082

Proj #

This project provides planned funding for 22,500 square feet of paving for the entrance road, parking lot around the office building, and parking lot near Pavilions #4 and #6. Piney Run is located on Martz Road in Sykesville.

*Project is contingent on State funding.*

	FY 21	FY 22	FY 23	FY 24	FY 25	FY 26	Prior Allocation	Balance to Complete	Total Project Cost
Engineering/Design									0
Land Acquisition									0
Site Work		203,000							203,000
Construction									0
Equipment/Furnishings									0
Other		10,000							10,000
<b>EXPENDITURES</b>									
<b>TOTAL</b>	<b>0</b>	<b>213,000</b>	<b>0</b>	<b>0</b>	<b>0</b>	<b>0</b>	<b>0</b>	<b>0</b>	<b>213,000</b>
<b>SOURCES OF FUNDS</b>									
Transfer from General Fund		21,300							21,300
Impact Fee - Parks									0
Program Open Space		191,700							191,700
Reallocated Program Open Space									0
<b>PROJECTED OPERATING IMPACTS</b>	<b>0</b>	<b>0</b>	<b>(1,000)</b>	<b>(1,030)</b>	<b>(1,061)</b>	<b>(1,093)</b>			

# Piney Run Paving

Commissioner District: 4

Ashleigh Smith, Management and Budget Analyst (410) 386-2082

Proj #

This project provides planned funding for 64,000 square feet of asphalt overlay at the park entrance and north parking lot. Piney Run Park is located on Martz Road in Sykesville.

*Project is contingent on State funding.*

	FY 21	FY 22	FY 23	FY 24	FY 25	FY 26	Prior Allocation	Balance to Complete	Total Project Cost
Engineering/Design						18,000			<b>18,000</b>
Land Acquisition									<b>0</b>
Site Work									<b>0</b>
Construction						258,000			<b>258,000</b>
Equipment/Furnishings									<b>0</b>
Other						14,000			<b>14,000</b>
<b>EXPENDITURES</b>									
<b>TOTAL</b>	<b>0</b>	<b>0</b>	<b>0</b>	<b>0</b>	<b>0</b>	<b>290,000</b>	<b>0</b>	<b>0</b>	<b>290,000</b>
<b>SOURCES OF FUNDS</b>									
Transfer from General Fund						29,000			<b>29,000</b>
Impact Fee - Parks									<b>0</b>
Program Open Space						261,000			<b>261,000</b>
Reallocated Program Open Space									<b>0</b>
<b>PROJECTED OPERATING IMPACTS</b>	<b>0</b>	<b>0</b>	<b>0</b>	<b>0</b>	<b>0</b>	<b>0</b>			<b>0</b>



# Piney Run Seawall and Launch Replacement

Commissioner District: 4

Ashleigh Smith, Management and Budget Analyst (410) 386-2082

Proj #

This project provides planned funding to replace the aging wooden seawall and boat launch, located in Piney Run Park on Martz Road in Sykesville.

*Project is contingent on State funding*

	FY 21	FY 22	FY 23	FY 24	FY 25	FY 26	Prior Allocation	Balance to Complete	Total Project Cost
Engineering/Design						17,500			17,500
Land Acquisition									0
Site Work									0
Construction						246,000			246,000
Equipment/Furnishings									0
Other						13,500			13,500
<b>EXPENDITURES</b>									
<b>TOTAL</b>	<b>0</b>	<b>0</b>	<b>0</b>	<b>0</b>	<b>0</b>	<b>277,000</b>	<b>0</b>	<b>0</b>	<b>277,000</b>
<b>SOURCES OF FUNDS</b>									
Transfer from General Fund						27,700			27,700
Impact Fee - Parks									0
Program Open Space						249,300			249,300
Reallocated Program Open Space									0
<b>PROJECTED OPERATING IMPACTS</b>	<b>0</b>	<b>0</b>	<b>0</b>	<b>0</b>	<b>0</b>	<b>0</b>			<b>0</b>

# Sports Complex Building Roof

Commissioner Districts: 1 and 3

Ashleigh Smith, Management and Budget Analyst (410) 386-2082

Proj #

This project provides planned funding for replacement of the roof on the building at the Carroll County Sports Complex, located on Route 97, north of Westminster. Project includes replacement of the existing shingle roof, installed in 1990, with a standing-seam metal roof.

*Project is contingent on State funding.*

	FY 21	FY 22	FY 23	FY 24	FY 25	FY 26	Prior Allocation	Balance to Complete	Total Project Cost
Engineering/Design									0
Land Acquisition									0
Site Work									0
Construction			287,000						287,000
Equipment/Furnishings									0
Other			14,000						14,000
<b>EXPENDITURES</b>									
<b>TOTAL</b>	<b>0</b>	<b>0</b>	<b>301,000</b>	<b>0</b>	<b>0</b>	<b>0</b>	<b>0</b>	<b>0</b>	<b>301,000</b>
<b>SOURCES OF FUNDS</b>									
Transfer from General Fund			30,100						30,100
Impact Fee - Parks									0
Program Open Space			270,900						270,900
Reallocated Program Open Space									0
<b>PROJECTED OPERATING IMPACTS</b>	<b>0</b>	<b>0</b>	<b>0</b>	<b>0</b>	<b>0</b>	<b>0</b>			<b>0</b>

# Sports Complex Lighting

Commissioner Districts: 1 and 3

Ashleigh Smith, Management and Budget Analyst (410) 386-2082

8816

This project provides funding to upgrade the existing lights and add lighting fixtures to the fields at the Carroll County Sports Complex, located on Route 97, north of Westminster. Project includes replacement lights on ballfields #1, #2, and #3, new lights on multipurpose field #1, and new lights on ballfields #4 and #5.

*Project is contingent on State funding.*

*Operating impacts include reduced electricity consumption with lighting upgrades, offset by increased electricity usage from the installation of new lighting fixtures.*

	FY 21	FY 22	FY 23	FY 24	FY 25	FY 26	Prior Allocation	Balance to Complete	Total Project Cost
Engineering/Design	27,000		30,000				43,000		<b>100,000</b>
Land Acquisition									<b>0</b>
Site Work									<b>0</b>
Construction	240,000		470,000				608,000		<b>1,318,000</b>
Equipment/Furnishings									<b>0</b>
Other	13,000		25,000				32,000		<b>70,000</b>
<b>EXPENDITURES</b>									
<b>TOTAL</b>	<b>280,000</b>	<b>0</b>	<b>525,000</b>	<b>0</b>	<b>0</b>	<b>0</b>	<b>683,000</b>	<b>0</b>	<b>1,488,000</b>
<b>SOURCES OF FUNDS</b>									
Transfer from General Fund	10,000		25,000				3,000		<b>38,000</b>
Impact Fee - Parks	80,000		325,000						<b>405,000</b>
Program Open Space	190,000		175,000				614,700		<b>979,700</b>
Reallocated Program Open Space									<b>0</b>
<b>PROJECTED OPERATING IMPACTS</b>	<b>(380)</b>	<b>(390)</b>	<b>3,090</b>	<b>3,300</b>	<b>3,400</b>	<b>3,500</b>			

# Tot Lot Replacement

Ashleigh Smith, Management and Budget Analyst (410) 386-2082

9925

This project provides ongoing funding to replace tot lots. The cost includes installation of the tot lot structure, border, and safety surfacing. Listed below are planned projects:

- Cape Horn Park
- Hashawha Environmental Center
- Double Pipe Creek Park
- Charles Carroll

*Project is contingent on State funding.*

	FY 21	FY 22	FY 23	FY 24	FY 25	FY 26	Prior Allocation	Balance to Complete	Total Project Cost
Engineering/Design									0
Land Acquisition									0
Site Work									0
Construction	83,000	86,000	89,000	92,000	97,000	321,000			768,000
Equipment/Furnishings									0
Other									0
<b>EXPENDITURES</b>									

<b>TOTAL</b>	<b>83,000</b>	<b>86,000</b>	<b>89,000</b>	<b>92,000</b>	<b>97,000</b>	<b>321,000</b>	<b>0</b>	<b>0</b>	<b>768,000</b>
--------------	---------------	---------------	---------------	---------------	---------------	----------------	----------	----------	----------------

<b>SOURCES OF FUNDS</b>									
Transfer from General Fund	8,300	8,600	8,900	9,200	9,700	32,100			76,800
Impact Fee - Parks									0
Program Open Space	74,700	77,400	80,100	82,800	87,300	288,900			691,200
Reallocated Program Open Space									0

<b>PROJECTED OPERATING IMPACTS</b>									
	0	0	0	0	0	0			0

# Town Fund

Ashleigh Smith, Management and Budget Analyst (410) 386-2082

9736

This project provides ongoing funding to the eight towns within the County as a five percent match to Program Open Space (POS) projects. Every year since the early 1970s, the State has made POS funds available to the towns for development of municipal parks. Up to 90 percent of the cost of the municipal projects may be reimbursed through POS funding. The County contribution shown below is to cover five percent of the approved municipal projects. The remaining five percent, as well as any cost overruns, are the responsibility of the towns.

	FY 21	FY 22	FY 23	FY 24	FY 25	FY 26	Prior Allocation	Balance to Complete	Total Project Cost
Engineering/Design									0
Land Acquisition									0
Site Work									0
Construction	16,700	17,800	17,800	17,800	17,800	17,800			105,700
Equipment/Furnishings									0
Other									0
<b>EXPENDITURES</b>									

<b>TOTAL</b>	<b>16,700</b>	<b>17,800</b>	<b>17,800</b>	<b>17,800</b>	<b>17,800</b>	<b>17,800</b>	<b>0</b>	<b>0</b>	<b>105,700</b>
--------------	---------------	---------------	---------------	---------------	---------------	---------------	----------	----------	----------------

<b>SOURCES OF FUNDS</b>									
Transfer from General Fund	16,700	17,800	17,800	17,800	17,800	17,800			105,700
Impact Fee - Parks									0
Program Open Space									0
Reallocated Program Open Space									0

<b>PROJECTED OPERATING IMPACTS</b>									
	0	0	0	0	0	0			

# Union Mills Flume, Shaft, and Waterwheel Replacement

Commissioner District: 1

Ashleigh Smith, Management and Budget Analyst (410) 386-2082

8776

This project provides planned funding to replace the flume, waterwheel, and waterwheel shaft at Union Mills Homestead, located on Route 97, north of Westminster.

	FY 21	FY 22	FY 23	FY 24	FY 25	FY 26	Prior Allocation	Balance to Complete	Total Project Cost
Engineering/Design			25,000	40,000			25,000		<b>90,000</b>
Land Acquisition									<b>0</b>
Site Work									<b>0</b>
Construction							140,000		<b>140,000</b>
Equipment/Furnishings			94,000	325,000			96,000		<b>515,000</b>
Other			45,000	70,000			30,000		<b>145,000</b>
<b>EXPENDITURES</b>									
<b>TOTAL</b>	<b>0</b>	<b>0</b>	<b>164,000</b>	<b>435,000</b>	<b>0</b>	<b>0</b>	<b>291,000</b>	<b>0</b>	<b>890,000</b>
<b>SOURCES OF FUNDS</b>									
Transfer from General Fund									<b>0</b>
Bonds			164,000	435,000			195,000		<b>794,000</b>
State									<b>0</b>
State Miscellaneous Grants							96,000		<b>96,000</b>
<b>PROJECTED OPERATING IMPACTS</b>	<b>0</b>	<b>0</b>	<b>0</b>	<b>0</b>	<b>0</b>	<b>0</b>			<b>0</b>

# Westminster Veterans Memorial Park Phase I

District Location: 3

Ashleigh Smith, Management and Budget Analyst (410) 386-2082

8175

This project provides funding for Westminster Veterans Memorial Park, a 32-acre parcel in the Westminster area. Included is a playground, pavilion, walking trail, and parking areas.

*Project is contingent on receiving State funding.*

	FY 21	FY 22	FY 23	FY 24	FY 25	FY 26	Prior Allocation	Balance to Complete	Total Project Cost
Engineering/Design							200,000		<b>200,000</b>
Land Acquisition							1,207,596		<b>1,207,596</b>
Site Work									<b>0</b>
Construction	300,000						896,000		<b>1,196,000</b>
Equipment/Furnishings									<b>0</b>
Other									<b>0</b>
<b>EXPENDITURES</b>									

<b>TOTAL</b>	<b>300,000</b>	<b>0</b>	<b>0</b>	<b>0</b>	<b>0</b>	<b>0</b>	<b>2,303,596</b>	<b>0</b>	<b>2,603,596</b>
--------------	----------------	----------	----------	----------	----------	----------	------------------	----------	------------------

<b>SOURCES OF FUNDS</b>									
Transfer from General Fund							100		<b>100</b>
Bonds							80,168		<b>80,168</b>
Impact Fee - Parks							555,000		<b>555,000</b>
Reallocated Impact Fee - Parks	300,000								<b>300,000</b>
Program Open Space							1,668,328		<b>1,668,328</b>

<b>PROJECTED OPERATING IMPACTS</b>						
	0	22,500	23,175	23,870	24,590	25,330





# GENERAL GOVERNMENT



## **Overview of General Government CIP**

The General Government portion of the Community Investment Plan (CIP) addresses capital projects that do not specifically fit in one of the other five categories: Recreation and Parks, Public Works, Board of Education, Conservation and Open Space, and Enterprise Funds. General Government projects are typically related to Public Safety 911, Carroll Community College, Carroll County Public Library, Sheriff's Office, Board of Elections, Technology Services, Senior Centers, and other County facilities.

Funding is included in FY 21 to update, implement, and/or purchase voting equipment as required by the State Board of Elections.

Included in the FY 21 – 26 CIP is ongoing funding for technology improvements for County Government and Carroll County Public Library. Technology funding is included in FY 21 – 22 for Carroll Community College.

Funding is included in FY 21 for the Charles Carroll Gymnasium and Community Center project for gymnasium bleachers and road improvements.

Systemic improvements, replacements, and renovations for County facilities, including generators, roofs, HVAC components, and parking lots, are included in the FY 21 – 26 CIP. Additional funding is included in FY 23 for fire alarms, boiler, and chiller replacements at Carroll Community College. Included in FY 21 is funding for replacement of the Detention Center access system.

Additional phases to the Public Safety Training Center in FY 21 – 22 include parking lots, a multi-story burn building, an outdoor classroom, and training props. Ongoing funding is provided for Public Safety emergency communication radios, as well as for regional water supply infrastructure to support firefighting operations.

Construction of an Eldersburg precinct for the Sheriff's Office is included in FY 23 – 24.

For additional information on General Government projects, please refer to the individual project pages.

COMMUNITY INVESTMENT PLAN FOR FISCAL YEARS 2021 TO 2026

	2021	2022	2023	2024	2025	2026	Prior Allocation	Balance To Complete	Total Project Cost
<b>GENERAL GOVERNMENT</b>									
Carroll Community College Systemic Renovations	\$0	\$0	\$2,473,650	\$0	\$0	\$0	\$5,744,000	\$0	\$8,217,650
Carroll Community College Technology	350,000	350,000	0	0	0	0	1,050,000	0	1,750,000
Charles Carroll Gymnasium and Community Center	640,000	0	0	0	0	0	3,510,000	0	4,150,000
County Building Systemic Renovations	748,600	788,500	826,500	864,500	912,000	960,000	0	0	5,100,100
County Technology	1,265,400	1,307,580	1,368,000	1,368,000	1,558,000	1,600,000	0	0	8,466,980
Courthouse Annex Renovation	2,174	0	897,826	0	0	0	152,400	0	1,052,400
Detention Center Access System Replacement	400,000	0	0	0	0	0	0	0	400,000
Elections Voting Equipment	605,000	0	0	0	0	0	0	0	605,000
Fleet Lift Replacements	0	212,000	0	212,000	0	0	0	0	424,000
Generator Replacement	132,000	139,000	146,000	153,000	161,000	170,000	0	0	901,000
Library Technology	100,000	100,000	100,000	100,000	100,000	100,000	0	0	600,000
Parking Lot Overlays	279,000	322,000	367,000	436,000	222,000	233,000	0	0	1,859,000
Public Safety Emergency Communication Radios	824,000	849,000	785,000	891,000	927,000	956,000	0	0	5,232,000
Public Safety Regional Water Supply	132,300	139,000	146,000	153,000	160,000	168,000	0	0	898,300
Public Safety Training Center	1,000,000	1,000,000	0	0	0	0	5,300,000	0	7,300,000
Sheriff's Office - Eldersburg Precinct	0	0	650,000	6,500,000	0	0	0	0	7,150,000
<b>GENERAL GOVERNMENT TOTAL</b>	<b>\$6,478,474</b>	<b>\$5,207,080</b>	<b>\$7,759,976</b>	<b>\$10,677,500</b>	<b>\$4,040,000</b>	<b>\$4,187,000</b>	<b>\$15,756,400</b>	<b>\$0</b>	<b>\$54,106,430</b>
<b>SOURCES OF FUNDING:</b>									
Transfer from General Fund	\$3,823,400	\$2,928,580	\$2,620,000	\$2,795,000	\$2,807,000	\$2,889,000	\$1,050,000	\$0	\$18,912,980
Bonds	1,375,900	1,278,500	3,851,206	7,882,500	1,233,000	1,298,000	7,676,400	0	24,595,506
Reallocated Bonds	29,174	0	0	0	0	0	2,400,000	0	2,429,174
MD Higher Education Commission	0	0	1,288,770	0	0	0	2,980,000	0	4,268,770
State Miscellaneous Grants	1,250,000	1,000,000	0	0	0	0	1,650,000	0	3,900,000
<b>GENERAL GOVERNMENT TOTAL</b>	<b>\$6,478,474</b>	<b>\$5,207,080</b>	<b>\$7,759,976</b>	<b>\$10,677,500</b>	<b>\$4,040,000</b>	<b>\$4,187,000</b>	<b>\$15,756,400</b>	<b>\$0</b>	<b>\$54,106,430</b>

# Carroll Community College Systemic Renovations

Commissioner District: 3

Chizuko M. Godwin, Management and Budget Analyst (410) 386-2082

8517

This project provides planned funding for systemic improvements and renovations to Carroll Community College facilities including building envelope restoration and fire alarm, boiler, and chiller replacements. It is anticipated the State will provide approximately half of the total funding for this project. The Prior Allocation is for design, restoration of the building envelope, and fire alarm replacement. Additional funding is included in FY 22 to replace the boiler and chiller.

	FY 21	FY 22	FY 23	FY 24	FY 25	FY 26	Prior Allocation	Balance to Complete	Total Project Cost
Engineering/Design							442,000		442,000
Land Acquisition									0
Site Work									0
Construction			2,473,650				5,302,000		7,775,650
Equipment/Furnishings									0
Other									0
<b>EXPENDITURES</b>									

<b>TOTAL</b>	<b>0</b>	<b>0</b>	<b>2,473,650</b>	<b>0</b>	<b>0</b>	<b>0</b>	<b>5,744,000</b>	<b>0</b>	<b>8,217,650</b>
--------------	----------	----------	------------------	----------	----------	----------	------------------	----------	------------------

<b>SOURCES OF FUNDS</b>									
Transfer from General Fund									0
Bonds			1,184,880				2,764,000		3,948,880
Reallocated Bonds									0
MD Higher Education Commission			1,288,770				2,980,000		4,268,770

<b>PROJECTED OPERATING IMPACTS</b>	<b>0</b>	<b>0</b>	<b>0</b>	<b>0</b>	<b>0</b>	<b>0</b>
------------------------------------	----------	----------	----------	----------	----------	----------

# Carroll Community College Technology

Commissioner District: 3

Chizuko M. Godwin, Management and Budget Analyst (410) 386-2082

9782

This project provides funding for the systematic replacement of laboratory computers and classroom technology used at Carroll Community College. The Prior Allocation and funding in FY 21 – 22 are intended to match private funds raised by The Carroll Community College Foundation.

	FY 21	FY 22	FY 23	FY 24	FY 25	FY 26	Prior Allocation	Balance to Complete	Total Project Cost
Engineering/Design									0
Land Acquisition									0
Site Work									0
Construction									0
Equipment/Furnishings									0
Other	350,000	350,000					1,050,000		1,750,000
<b>EXPENDITURES</b>									
<b>TOTAL</b>	<b>350,000</b>	<b>350,000</b>	<b>0</b>	<b>0</b>	<b>0</b>	<b>0</b>	<b>1,050,000</b>	<b>0</b>	<b>1,750,000</b>
<b>SOURCES OF FUNDS</b>									
Transfer from General Fund	350,000	350,000					1,050,000		1,750,000
Reallocated GF Transfer									0
Bonds									0
Reallocated Bonds									0
<b>PROJECTED OPERATING IMPACTS</b>	<b>0</b>	<b>0</b>	<b>0</b>	<b>0</b>	<b>0</b>	<b>0</b>			<b>0</b>

# Charles Carroll Gymnasium and Community Center

Commissioner District: 1

Taylor Hockensmith, Senior Management and Budget Analyst (410) 386-2082

8727

This project provides funding for the construction of a 13,680 square foot building to include a gymnasium and community center on the site formerly known as Charles Carroll Elementary, located on Littlestown Pike. The Prior Allocation provided for demolition of the original building and construction of a 12,000 square foot community center. Funding in FY 21 expands the building by 1,680 square feet to include bleachers in the gymnasium and provides funding for road improvements.

*Operating impacts include insurance.*

	FY 21	FY 22	FY 23	FY 24	FY 25	FY 26	Prior Allocation	Balance to Complete	Total Project Cost
Engineering/Design									0
Land Acquisition									0
Site Work							925,000		925,000
Construction	640,000						2,400,000		3,040,000
Equipment/Furnishings									0
Other							185,000		185,000
<b>EXPENDITURES</b>									

<b>TOTAL</b>	<b>640,000</b>	<b>0</b>	<b>0</b>	<b>0</b>	<b>0</b>	<b>0</b>	<b>3,510,000</b>	<b>0</b>	<b>4,150,000</b>
--------------	----------------	----------	----------	----------	----------	----------	------------------	----------	------------------

<b>SOURCES OF FUNDS</b>									
Transfer from General Fund									0
Bonds	390,000						1,110,000		1,500,000
Reallocated Bonds							2,400,000		2,400,000
State Miscellaneous Grants	250,000								250,000

<b>PROJECTED OPERATING IMPACTS</b>	FY 21	FY 22	FY 23	FY 24	FY 25	FY 26
	0	700	740	780	820	860

# County Building Systemic Renovations

Taylor Hockensmith, Senior Management and Budget Analyst (410) 386-2082

9954

This project provides ongoing funding for systemic replacements and improvements to County facilities including roofing, heating, ventilation, and air conditioning systems. Listed below are planned projects:

- Kessler Building Roof
- County Office Building Air Handler Units
- County Office Building Roof
- Courthouse Annex Roof
- Citizen Services Building Elevator Replacement
- Westminster Library Cooling Tower
- Farm Museum Sewer Pump Replacement
- County Office Building Elevator Replacement
- Detention Center Water Lines
- Westminster Shelter Roof

During the FY 20 budget process, funding over FY 21 - 25 was reduced by 5% annually.

	FY 21	FY 22	FY 23	FY 24	FY 25	FY 26	Prior Allocation	Balance to Complete	Total Project Cost
Engineering/Design									0
Land Acquisition									0
Site Work									0
Construction	748,600	788,500	826,500	864,500	912,000	960,000			5,100,100
Equipment/Furnishings									0
Other									0
<b>EXPENDITURES</b>									

<b>TOTAL</b>	<b>748,600</b>	<b>788,500</b>	<b>826,500</b>	<b>864,500</b>	<b>912,000</b>	<b>960,000</b>	<b>0</b>	<b>0</b>	<b>5,100,100</b>
--------------	----------------	----------------	----------------	----------------	----------------	----------------	----------	----------	------------------

<b>SOURCES OF FUNDS</b>									
Transfer from General Fund									0
Reallocated GF Transfer									0
Bonds	748,600	788,500	826,500	864,500	912,000	960,000			5,100,100
Reallocated Bonds									0

<b>PROJECTED OPERATING IMPACTS</b>									
	0	0	0	0	0	0			0



# County Technology

Chizuko M. Godwin, Management and Budget Analyst (410) 386-2082

9648

This project provides ongoing funding for systematic replacement of County information and communication systems including computers, servers, printers, network infrastructure, and security cameras. The County replaces user equipment, peripherals, and core IT infrastructure on a cyclical basis. Listed below are planned projects:

- Virtual Server and Back-Up System Upgrade/Replacement
- Switch Replacements
- Audio Video Suite and Court Smart Replacements for Circuit Court

During the FY 20 budget process, funding over FY 21 - 25 was reduced by 5% annually.

*Operating impacts include maintenance costs and software support. The reduction in operating impacts in FY 21 and FY 22 is due to the purchase of a multi-year software and hardware maintenance contract associated with the Virtual Server upgrade/replacement.*

	FY 21	FY 22	FY 23	FY 24	FY 25	FY 26	Prior Allocation	Balance to Complete	Total Project Cost
Engineering/Design									0
Land Acquisition									0
Site Work									0
Construction									0
Equipment/Furnishings	1,265,400	1,307,580	1,368,000	1,368,000	1,558,000	1,600,000			8,466,980
Other									0
<b>EXPENDITURES</b>									

<b>TOTAL</b>	<b>1,265,400</b>	<b>1,307,580</b>	<b>1,368,000</b>	<b>1,368,000</b>	<b>1,558,000</b>	<b>1,600,000</b>	<b>0</b>	<b>0</b>	<b>8,466,980</b>
--------------	------------------	------------------	------------------	------------------	------------------	------------------	----------	----------	------------------

<b>SOURCES OF FUNDS</b>									
Transfer from General Fund	1,265,400	1,307,580	1,368,000	1,368,000	1,558,000	1,600,000			8,466,980
Reallocated GF Transfer									0
Bonds									0
Reallocated Bonds									0

<b>PROJECTED OPERATING IMPACTS</b>									
	(35,300)	(36,400)	36,510	37,605	38,733	39,895			

# Courthouse Annex Renovation

Commissioner District: 3

Chizuko M. Godwin, Management and Budget Analyst (410) 386-2082

8589

This project provides funding to renovate the Courthouse Annex office space currently occupied by the State's Attorney's Office. Funding is included to reconfigure the office space and renovate the bathrooms. The State's Attorney's Office will be moving to a new building to relieve overcrowding in the Courthouse Annex.

	FY 21	FY 22	FY 23	FY 24	FY 25	FY 26	Prior Allocation	Balance to Complete	Total Project Cost
Engineering/Design			132,000						132,000
Land Acquisition									0
Site Work									0
Construction			611,000				137,376		748,376
Equipment/Furnishings			85,000						85,000
Other	2,174		69,826				15,024		87,024
<b>EXPENDITURES</b>									
<b>TOTAL</b>	<b>2,174</b>	<b>0</b>	<b>897,826</b>	<b>0</b>	<b>0</b>	<b>0</b>	<b>152,400</b>	<b>0</b>	<b>1,052,400</b>
<b>SOURCES OF FUNDS</b>									
Transfer from General Fund									0
Reallocated GF Transfer									0
Bonds			897,826				152,400		1,050,226
Reallocated Bonds	2,174								2,174
<b>PROJECTED OPERATING IMPACTS</b>	<b>0</b>	<b>0</b>	<b>0</b>	<b>0</b>	<b>0</b>	<b>0</b>			<b>0</b>

# Detention Center Access System Replacement

Commissioner District: 3

Chizuko M. Godwin, Management and Budget Analyst (410) 386-2082

Proj #

This project provides funding to replace the building access system at the Detention Center. Funding is included for licenses, cabling, and various IT components.

*Operating impacts includes software licenses and maintenance agreements.*

	FY 21	FY 22	FY 23	FY 24	FY 25	FY 26	Prior Allocation	Balance to Complete	Total Project Cost
Engineering/Design									0
Land Acquisition									0
Site Work									0
Construction									0
Equipment/Furnishings	400,000								400,000
Other									0
<b>EXPENDITURES</b>									
<b>TOTAL</b>	<b>400,000</b>	<b>0</b>	<b>0</b>	<b>0</b>	<b>0</b>	<b>0</b>	<b>0</b>	<b>0</b>	<b>400,000</b>
<b>SOURCES OF FUNDS</b>									
Transfer from General Fund	400,000								400,000
Reallocated GF Transfer									0
Reallocated Property Tax									0
Bonds									0
<b>PROJECTED OPERATING IMPACTS</b>	<b>30,000</b>	<b>37,900</b>	<b>39,040</b>	<b>40,210</b>	<b>41,420</b>	<b>42,660</b>			

# Elections Voting Equipment

Heidi K. Pepin, Management and Budget Project Coordinator (410) 386-2082

Proj #

This project provides funding to update, implement, and/or purchase voting equipment as required by the State Board of Elections. The scope of this project will be determined as the State moves forward with voting equipment selection and additional funding may be needed.

*Operating impacts may include maintenance costs and software and hardware support and will be determined as the project scope is defined.*

	FY 21	FY 22	FY 23	FY 24	FY 25	FY 26	Prior Allocation	Balance to Complete	Total Project Cost
Engineering/Design									0
Land Acquisition									0
Site Work									0
Construction									0
Equipment/Furnishings	605,000								605,000
Other									0
<b>EXPENDITURES</b>									
<b>TOTAL</b>	<b>605,000</b>	<b>0</b>	<b>0</b>	<b>0</b>	<b>0</b>	<b>0</b>	<b>0</b>	<b>0</b>	<b>605,000</b>
<b>SOURCES OF FUNDS</b>									
Transfer from General Fund	605,000								605,000
Reallocated GF Transfer									0
Local Income Tax									0
Reallocated Local Income Tax									0
<b>PROJECTED OPERATING IMPACTS</b>	<b>0</b>	<b>0</b>	<b>0</b>	<b>0</b>	<b>0</b>	<b>0</b>			<b>0</b>

# Fleet Lift Replacements

Commissioner District: 3

Stephanie R. Krome, Senior Management and Budget Analyst (410) 386-2082

9956

This project provides ongoing funding to continue the replacement of aging vehicle lifts at the Maintenance Center. There are nine lifts in total, five aboveground and four belowground. Planned for replacement are belowground lifts originally installed over ten years ago. Additional lifts are scheduled for replacement outside of the six-year plan.

	FY 21	FY 22	FY 23	FY 24	FY 25	FY 26	Prior Allocation	Balance to Complete	Total Project Cost
Engineering/Design									0
Land Acquisition									0
Site Work									0
Construction									0
Equipment/Furnishings		212,000		212,000					424,000
Other									0
<b>EXPENDITURES</b>									
<b>TOTAL</b>	<b>0</b>	<b>212,000</b>	<b>0</b>	<b>212,000</b>	<b>0</b>	<b>0</b>	<b>0</b>	<b>0</b>	<b>424,000</b>
<b>SOURCES OF FUNDS</b>									
Transfer from General Fund									0
Reallocated GF Transfer									0
Bonds		212,000		212,000					424,000
Reallocated Bonds									0
<b>PROJECTED OPERATING IMPACTS</b>	<b>0</b>	<b>0</b>	<b>0</b>	<b>0</b>	<b>0</b>	<b>0</b>			<b>0</b>

# Generator Replacement

Taylor Hockensmith, Senior Management and Budget Analyst (410) 386-2082

8778

This project provides ongoing funding to replace aging generators at County facilities. Listed below are planned projects:

- Gorsuch Road Tower Site (2)
- CCC A Building
- CCC T Building
- Courthouse Annex
- Cherrytown Road Tower Site
- Louisville Road Tower Site
- Harvey Gummel Road Tower Site
- Taylorsville Tower Site
- County Office Building

	FY 21	FY 22	FY 23	FY 24	FY 25	FY 26	Prior Allocation	Balance to Complete	Total Project Cost
Engineering/Design									0
Land Acquisition									0
Site Work									0
Construction									0
Equipment/Furnishings	132,000	139,000	146,000	153,000	161,000	170,000			901,000
Other									0
<b>EXPENDITURES</b>									

<b>TOTAL</b>	<b>132,000</b>	<b>139,000</b>	<b>146,000</b>	<b>153,000</b>	<b>161,000</b>	<b>170,000</b>	<b>0</b>	<b>0</b>	<b>901,000</b>
--------------	----------------	----------------	----------------	----------------	----------------	----------------	----------	----------	----------------

<b>SOURCES OF FUNDS</b>									
Transfer from General Fund									0
Reallocated GF Transfer									0
Bonds	105,000	139,000	146,000	153,000	161,000	170,000			874,000
Reallocated Bonds	27,000								27,000

<b>PROJECTED OPERATING IMPACTS</b>									
	0	0	0	0	0	0			0

# Library Technology

Ashleigh Smith, Management and Budget Analyst (410) 386-2082

9822

This project provides ongoing funding for the systematic replacement of computer equipment, network devices, and printers at Carroll County Public Libraries.

	FY 21	FY 22	FY 23	FY 24	FY 25	FY 26	Prior Allocation	Balance to Complete	Total Project Cost
Engineering/Design									0
Land Acquisition									0
Site Work									0
Construction									0
Equipment/Furnishings	100,000	100,000	100,000	100,000	100,000	100,000			600,000
Other									0
<b>EXPENDITURES</b>									
<b>TOTAL</b>	<b>100,000</b>	<b>100,000</b>	<b>100,000</b>	<b>100,000</b>	<b>100,000</b>	<b>100,000</b>	<b>0</b>	<b>0</b>	<b>600,000</b>
<b>SOURCES OF FUNDS</b>									
Transfer from General Fund	100,000	100,000	100,000	100,000	100,000	100,000			600,000
Reallocated GF Transfer									0
Local Income Tax									0
Reallocated Local Income Tax									0
<b>PROJECTED OPERATING IMPACTS</b>	0	0	0	0	0	0			0

# Parking Lot Overlays

Taylor Hockensmith, Senior Management and Budget Analyst (410) 386-2082

9921

This project provides ongoing funding to overlay parking lots at County facilities. Listed below are planned projects:

- Deer Park
- Courthouse Annex
- Sandymount Park
- Farm Museum
- County Office Building Upper Lot
- Kessler Building
- Public Safety Training Center
- Union Mills
- Ascension Church

*Funding increases in FY 21 - 24 due to projected additional Highway User Revenue applied to the Pavement Management capital project, making General Fund dollars available for use on this project.*

	FY 21	FY 22	FY 23	FY 24	FY 25	FY 26	Prior Allocation	Balance to Complete	Total Project Cost
Engineering/Design									0
Land Acquisition									0
Site Work									0
Construction	279,000	322,000	367,000	436,000	222,000	233,000			1,859,000
Equipment/Furnishings									0
Other									0
<b>EXPENDITURES</b>									

<b>TOTAL</b>	<b>279,000</b>	<b>322,000</b>	<b>367,000</b>	<b>436,000</b>	<b>222,000</b>	<b>233,000</b>	<b>0</b>	<b>0</b>	<b>1,859,000</b>
--------------	----------------	----------------	----------------	----------------	----------------	----------------	----------	----------	------------------

<b>SOURCES OF FUNDS</b>									
Transfer from General Fund	279,000	322,000	367,000	436,000	222,000	233,000			1,859,000
Reallocated GF Transfer									0
Local Income Tax									0
Reallocated Local Income Tax									0

<b>PROJECTED OPERATING IMPACTS</b>									
	0	0	0	0	0	0			0



# Public Safety Emergency Communication Radios

Taylor Hockensmith, Senior Management and Budget Analyst (410) 386-2082

8819

This project provides ongoing funding for the systematic replacement of mobile and portable radios used by police, fire, ambulance, and other government agencies. Funding reduces in FY 23 due to Sheriff's Office and EMS/Fire Department mobiles replaced through the operating budget.

	FY 21	FY 22	FY 23	FY 24	FY 25	FY 26	Prior Allocation	Balance to Complete	Total Project Cost
Engineering/Design									0
Land Acquisition									0
Site Work									0
Construction	824,000	849,000	785,000	891,000	927,000	956,000			5,232,000
Equipment/Furnishings									0
Other									0
<b>EXPENDITURES</b>									
<b>TOTAL</b>	<b>824,000</b>	<b>849,000</b>	<b>785,000</b>	<b>891,000</b>	<b>927,000</b>	<b>956,000</b>	<b>0</b>	<b>0</b>	<b>5,232,000</b>
<b>SOURCES OF FUNDS</b>									
Transfer from General Fund	824,000	849,000	785,000	891,000	927,000	956,000			5,232,000
Reallocated GF Transfer									0
Local Income Tax									0
Reallocated Local Income Tax									0
<b>PROJECTED OPERATING IMPACTS</b>	0	0	0	0	0	0			0

# Public Safety Regional Water Supply

Taylor Hockensmith, Senior Management and Budget Analyst (410) 386-2082

9022

This project provides ongoing funding for the installation of water tanks and dry hydrants throughout the County. Water tanks provide a 30,000 gallon source of water to support firefighting operations. Dry hydrants use sources, such as streams and ponds, to access water for use in firefighting activities in areas that are otherwise without a readily accessible supply of water.

	FY 21	FY 22	FY 23	FY 24	FY 25	FY 26	Prior Allocation	Balance to Complete	Total Project Cost
Engineering/Design									0
Land Acquisition									0
Site Work									0
Construction	132,300	139,000	146,000	153,000	160,000	168,000			898,300
Equipment/Furnishings									0
Other									0
<b>EXPENDITURES</b>									
<b>TOTAL</b>	<b>132,300</b>	<b>139,000</b>	<b>146,000</b>	<b>153,000</b>	<b>160,000</b>	<b>168,000</b>	<b>0</b>	<b>0</b>	<b>898,300</b>
<b>SOURCES OF FUNDS</b>									
Transfer from General Fund									0
Reallocated GF Transfer									0
Bonds	132,300	139,000	146,000	153,000	160,000	168,000			898,300
Reallocated Bonds									0
<b>PROJECTED OPERATING IMPACTS</b>	<b>0</b>	<b>0</b>	<b>0</b>	<b>0</b>	<b>0</b>	<b>0</b>			<b>0</b>

# Public Safety Training Center

Commissioner District: 3

Taylor Hockensmith, Senior Management and Budget Analyst (410) 386-2082

8166

This project provides funding for additional phases to the Public Safety Training Center, located on Kate Wagner Road in Westminster. The Training Center is used by emergency services and law enforcement personnel. Listed below are planned projects:

- Lower Level Parking Lot
- Upper Level Parking Lot
- Class A Burn Building
- Utility Distribution Lines for props and planned burn building
- Training Props for drills with hazardous materials and vehicle extrication
- Outdoor Classroom

*Operating impacts include insurance and gas for props and electricity to light parking lots.*

	FY 21	FY 22	FY 23	FY 24	FY 25	FY 26	Prior Allocation	Balance to Complete	Total Project Cost
Engineering/Design							867,000		<b>867,000</b>
Land Acquisition									<b>0</b>
Site Work									<b>0</b>
Construction	1,000,000	1,000,000					4,433,000		<b>6,433,000</b>
Equipment/Furnishings									<b>0</b>
Other									<b>0</b>
<b>EXPENDITURES</b>									

<b>TOTAL</b>	<b>1,000,000</b>	<b>1,000,000</b>	<b>0</b>	<b>0</b>	<b>0</b>	<b>0</b>	<b>5,300,000</b>	<b>0</b>	<b>7,300,000</b>
--------------	------------------	------------------	----------	----------	----------	----------	------------------	----------	------------------

<b>SOURCES OF FUNDS</b>									
Bonds							3,650,000		<b>3,650,000</b>
Reallocated Bonds									<b>0</b>
State									<b>0</b>
State Miscellaneous Grants	1,000,000	1,000,000					1,650,000		<b>3,650,000</b>

<b>PROJECTED OPERATING IMPACTS</b>						
	0	11,000	11,350	11,710	12,080	12,460

# Sheriff's Office - Eldersburg Precinct

Commissioner District: 5

Heidi K. Pepin, Management and Budget Project Coordinator (410) 386-2082

Proj #

This project provides planned funding for construction of an 11,000 square foot Sheriff's Office precinct, located on West Hemlock Drive in Eldersburg.

*Operating impacts, beginning in FY 25, include three administrative positions, utilities, insurance, trash removal, janitorial services, etc. , and a reduction in rent in FY 26.*

	FY 21	FY 22	FY 23	FY 24	FY 25	FY 26	Prior Allocation	Balance to Complete	Total Project Cost
Engineering/Design			650,000						650,000
Land Acquisition									0
Site Work									0
Construction				6,500,000					6,500,000
Equipment/Furnishings									0
Other									0
<b>EXPENDITURES</b>									
<b>TOTAL</b>	<b>0</b>	<b>0</b>	<b>650,000</b>	<b>6,500,000</b>	<b>0</b>	<b>0</b>	<b>0</b>	<b>0</b>	<b>7,150,000</b>
<b>SOURCES OF FUNDS</b>									
Transfer from General Fund									0
Reallocated GF Transfer									0
Local Income Tax									0
Bonds			650,000	6,500,000					7,150,000
<b>PROJECTED OPERATING IMPACTS</b>	<b>0</b>	<b>0</b>	<b>0</b>	<b>0</b>	<b>251,840</b>	<b>205,400</b>			

# ENTERPRISE FUNDS



## Overview of Enterprise Funds CIP

Enterprise Funds are used to account for operations that are funded and operated in a manner similar to private businesses. Carroll County has six enterprise funds: Carroll County Regional Airport, Fiber Network, Hap Baker Firearms Facility, Septage, Solid Waste, and Utilities (Water and Sewer). There are no projects for the Firearms Facility, Septage, or Solid Waste Enterprise Funds.

### Airport

The Maryland Aviation Association reduced their anticipated funding for the Airport Runway Extension project by \$0.4M and Carroll County Regional Airport revenues will be used to pay for the difference. Funding of \$0.2M is included to replace and relocate the Automated Weather Observing System.

### Fiber Network

Included is planned funding of \$1.0M in FY 22 for Carroll County Public Network (CCPN) equipment replacement.

### Utilities

The Bureau of Utilities operates Freedom Sewer, Freedom Water, Hampstead Sewer, and several other small water and sewer systems. Projects can generally be divided into those intended to improve the existing system, such as rehabilitation projects to reduce inflow and infiltration, and those intended to provide for increased demand. Included in the FY 21 – 26 CIP is \$16.6M for water and sewer line upgrades in the Town of Sykesville, \$2.9M for sewer line repairs, and \$4.2M for water line repairs.

For additional information on these or other Enterprise Fund projects, please refer to the individual project pages.

COMMUNITY INVESTMENT PLAN FOR FISCAL YEARS 2021 TO 2026

	2021	2022	2023	2024	2025	2026	Prior Allocation	Balance To Complete	Total Project Cost
<b>AIRPORT ENTERPRISE FUND</b>									
Airport Runway Extension	\$0	\$0	\$0	\$0	\$0	\$0	\$82,601,525	\$0	\$82,601,525
Automated Weather Observing System (AWOS)	200,000	0	0	0	0	0	0	0	200,000
Grounds and Maintenance Equipment	52,000	36,000	36,000	36,000	36,000	36,000	0	0	232,000
<b>AIRPORT ENTERPRISE FUND TOTAL</b>	<b>\$252,000</b>	<b>\$36,000</b>	<b>\$36,000</b>	<b>\$36,000</b>	<b>\$36,000</b>	<b>\$36,000</b>	<b>\$82,601,525</b>	<b>\$0</b>	<b>\$83,033,525</b>
SOURCES OF FUNDING:									
Transfer from General Fund	\$32,000	\$16,000	\$16,000	\$16,000	\$16,000	\$16,000	\$1,720,676	\$0	\$1,832,676
Bonds	0	0	0	0	0	0	2,400,000	0	2,400,000
Enterprise Fund - Airport	446,850	0	0	0	0	0	0	0	446,850
MD Aviation Administration	(246,850)	0	0	0	0	0	4,130,572	0	3,883,722
Federal Aviation Administration	20,000	20,000	20,000	20,000	20,000	20,000	74,350,277	0	74,470,277
<b>AIRPORT ENTERPRISE FUND</b>	<b>\$252,000</b>	<b>\$36,000</b>	<b>\$36,000</b>	<b>\$36,000</b>	<b>\$36,000</b>	<b>\$36,000</b>	<b>\$82,601,525</b>	<b>\$0</b>	<b>\$83,033,525</b>



COMMUNITY INVESTMENT PLAN FOR FISCAL YEARS 2021 TO 2026

	2021	2022	2023	2024	2025	2026	Prior Allocation	Balance To Complete	Total Project Cost
<b>FIBER NETWORK ENTERPRISE FUND</b>									
CCPN Equipment Replacement	\$0	\$1,022,680	\$0	\$0	\$0	\$0	\$0	\$0	\$1,022,680
<b>FIBER NETWORK ENTERPRISE FUND TOTAL</b>	<b>\$0</b>	<b>\$1,022,680</b>	<b>\$0</b>	<b>\$0</b>	<b>\$0</b>	<b>\$0</b>	<b>\$0</b>	<b>\$0</b>	<b>\$1,022,680</b>
SOURCES OF FUNDING:									
Transfer from General Fund	\$0	\$1,022,680	\$0	\$0	\$0	\$0	\$0	\$0	\$1,022,680
<b>FIBER NETWORK ENTERPRISE FUND</b>	<b>\$0</b>	<b>\$1,022,680</b>	<b>\$0</b>	<b>\$0</b>	<b>\$0</b>	<b>\$0</b>	<b>\$0</b>	<b>\$0</b>	<b>\$1,022,680</b>

COMMUNITY INVESTMENT PLAN FOR FISCAL YEARS 2021 TO 2026

	2021	2022	2023	2024	2025	2026	Prior Allocation	Balance To Complete	Total Project Cost
<b>UTILITIES ENTERPRISE FUND</b>									
County Sewer Line Rehabilitation and Replacement	\$481,000	\$481,000	\$481,000	\$481,000	\$481,000	\$481,000	\$0	\$0	\$2,886,000
County Water Line Rehabilitation and Replacement	759,000	798,000	837,000	879,000	923,000	0	726,000	0	4,922,000
Freedom Water Treatment Plant Equipment Replacement	500,000	103,490	0	0	0	0	0	0	603,490
Freedom Wells and Connections	344,000	975,000	0	0	0	0	1,079,000	0	2,398,000
Freedom WTP Membrane Replacement	206,000	206,000	206,000	206,000	206,000	206,000	1,287,250	0	2,523,250
Hampstead WWTP Effluent Line	1,000,000	0	0	0	0	0	1,968,000	0	2,968,000
Hydrant Replacements	100,000	0	0	0	0	0	1,952,350	0	2,052,350
North Pump Station	0	0	0	0	0	0	2,340,000	0	2,340,000
Patapsco Valley Pump Station Upgrade	0	0	0	305,000	2,210,000	0	0	0	2,515,000
Pleasant Valley WWTP Rehabilitation	1,000,000	0	0	0	0	0	0	0	1,000,000
Runnymede Wastewater Treatment Facility Rehabilitation	0	44,000	297,000	0	0	0	28,000	0	369,000
Sewer Grinder Installation and Rehabilitation	60,500	0	0	0	0	0	121,000	0	181,500
Sewer Manhole Rehabilitation	83,000	87,000	91,000	96,000	99,000	102,000	2,234,200	0	2,792,200
Shiloh Pump Station Expansion	0	0	220,000	1,455,000	0	0	0	0	1,675,000
South Carroll Wastewater Treatment Facility Rehabilitation	495,000	0	0	0	0	0	163,000	0	658,000
Standby Generator Replacement	144,000	37,000	33,000	0	0	0	403,550	0	617,550
Sykesville Pump Station Expansion	0	0	290,000	2,086,200	0	0	0	0	2,376,200
Tank Rehabilitation and Replacement	565,000	565,000	565,000	565,000	565,000	565,000	2,933,032	0	6,323,032
Town of Sykesville Main Street Water and Sewer Upgrades	3,180,000	3,018,156	0	0	0	0	1,965,000	0	8,163,156
Town of Sykesville Water and Sewer Upgrades	900,000	1,475,000	8,043,902	0	0	0	0	0	10,418,902
Warfield Complex	364,500	0	0	0	0	0	335,500	0	700,000
Water Main Loops	440,000	440,000	440,000	440,000	440,000	440,000	1,337,872	0	3,977,872
Water Main Valve Replacement	357,000	357,000	357,000	357,000	357,000	358,642	1,682,700	0	3,826,342
Water Meters	649,000	671,000	687,500	709,500	731,000	753,000	5,722,629	0	9,923,629
Water Service Line Replacement	295,900	310,800	326,700	342,600	352,000	90,000	1,767,500	0	3,485,500
Winfield Pump Station Rehabilitation	0	400,000	0	0	0	0	0	0	400,000
<b>UTILITIES ENTERPRISE FUND TOTAL</b>	<b>\$11,923,900</b>	<b>\$9,968,446</b>	<b>\$12,875,102</b>	<b>\$7,922,300</b>	<b>\$6,364,000</b>	<b>\$2,995,642</b>	<b>\$28,046,583</b>	<b>\$0</b>	<b>\$80,095,973</b>
<b>SOURCES OF FUNDING:</b>									
Transfer from General Fund	\$495,000	\$444,000	\$297,000	\$0	\$0	\$0	\$191,000	\$0	\$1,427,000
Transfer from IDA	416,000	0	0	0	0	0	300,000	0	716,000
Utilities Maintenance Fee	4,544,000	5,729,156	9,296,402	1,274,500	1,296,000	1,318,000	4,438,334	0	27,896,392
Utilities Sewer User Fees	2,098,240	605,000	1,115,000	4,270,700	1,685,000	583,000	7,602,243	0	17,959,183
Reallocated Utilities Sewer User Fees	0	0	0	0	0	0	17,257	0	17,257
Utilities Water User Fees	3,639,660	3,190,290	2,166,700	2,224,600	2,278,000	1,094,642	15,299,127	0	29,893,019
Reallocated Utilities Water User Fees	231,000	0	0	0	0	0	0	0	231,000
Area Connection Charges	0	0	0	152,500	1,105,000	0	198,622	0	1,456,122
State	500,000	0	0	0	0	0	0	0	500,000
<b>UTILITIES ENTERPRISE FUND</b>	<b>\$11,923,900</b>	<b>\$9,968,446</b>	<b>\$12,875,102</b>	<b>\$7,922,300</b>	<b>\$6,364,000</b>	<b>\$2,995,642</b>	<b>\$28,046,583</b>	<b>\$0</b>	<b>\$80,095,973</b>

**Community Investment Plan - Schedule of Reappropriations**

**Fiscal Year 2021**

Reappropriations are a transfer of funds. They may occur when there are unspent budgeted funds from a completed or cancelled project, or when there is an unallocated project that holds funds for future use.

**Enterprise Funds**

	Project	Source/Amount		
		Current	Bonds	Other
6453 Raincliffe Water Treatment Plant	Freedom Water Treatment Plant Equipment Replacement	\$231,000.00	\$0.00	\$0.00
	<b>Total</b>	<b>\$231,000.00</b>	<b>\$0.00</b>	<b>\$0.00</b>



AIRPORT  
ENTERPRISE FUND



COMMUNITY INVESTMENT PLAN FOR FISCAL YEARS 2021 TO 2026

	2021	2022	2023	2024	2025	2026	Prior Allocation	Balance To Complete	Total Project Cost
<b>AIRPORT ENTERPRISE FUND</b>									
Airport Runway Extension	\$0	\$0	\$0	\$0	\$0	\$0	\$82,601,525	\$0	\$82,601,525
Automated Weather Observing System (AWOS)	200,000	0	0	0	0	0	0	0	200,000
Grounds and Maintenance Equipment	52,000	36,000	36,000	36,000	36,000	36,000	0	0	232,000
<b>AIRPORT ENTERPRISE FUND TOTAL</b>	<b>\$252,000</b>	<b>\$36,000</b>	<b>\$36,000</b>	<b>\$36,000</b>	<b>\$36,000</b>	<b>\$36,000</b>	<b>\$82,601,525</b>	<b>\$0</b>	<b>\$83,033,525</b>
SOURCES OF FUNDING:									
Transfer from General Fund	\$32,000	\$16,000	\$16,000	\$16,000	\$16,000	\$16,000	\$1,720,676	\$0	\$1,832,676
Bonds	0	0	0	0	0	0	2,400,000	0	2,400,000
Enterprise Fund - Airport	446,850	0	0	0	0	0	0	0	446,850
MD Aviation Administration	(246,850)	0	0	0	0	0	4,130,572	0	3,883,722
Federal Aviation Administration	20,000	20,000	20,000	20,000	20,000	20,000	74,350,277	0	74,470,277
<b>AIRPORT ENTERPRISE FUND</b>	<b>\$252,000</b>	<b>\$36,000</b>	<b>\$36,000</b>	<b>\$36,000</b>	<b>\$36,000</b>	<b>\$36,000</b>	<b>\$82,601,525</b>	<b>\$0</b>	<b>\$83,033,525</b>

# Airport Runway Extension

Commissioner District: 3

Stephanie R. Krome, Senior Management and Budget Analyst (410) 386-2082

6821

This project provides funding to extend the current 5,100 foot runway to 5,400 feet and widen and extend taxiways. The runway will be moved approximately 400 feet from its current location.

The Maryland Aviation Association reduced their anticipated funding for the Airport Runway Extension project by \$0.4M and due to this change, Carroll County Regional Airport revenues will provide the difference.

	FY 21	FY 22	FY 23	FY 24	FY 25	FY 26	Prior Allocation	Balance to Complete	Total Project Cost
Engineering/Design									0
Land Acquisition									0
Site Work									0
Construction							82,601,525		82,601,525
Equipment/Furnishings									0
Other									0
<b>EXPENDITURES</b>									

<b>TOTAL</b>	<b>0</b>	<b>0</b>	<b>0</b>	<b>0</b>	<b>0</b>	<b>0</b>	<b>82,601,525</b>	<b>0</b>	<b>82,601,525</b>
--------------	----------	----------	----------	----------	----------	----------	-------------------	----------	-------------------

<b>SOURCES OF FUNDS</b>									
Transfer from General Fund							1,720,676		1,720,676
Bonds							2,400,000		2,400,000
Enterprise Fund - Airport	396,850								396,850
MD Aviation Administration	(396,850)						4,130,572		3,733,722
Federal Aviation Administration							74,350,277		74,350,277

<b>PROJECTED OPERATING IMPACTS</b>									
	0	0	0	0	0	0			0



# Automated Weather Observing System (AWOS)

Commissioner District: 3

Stephanie R. Krome, Senior Management and Budget Analyst (410) 386-2082

Proj #

This project provides funding to replace the existing Automated Weather Observing System (AWOS) at the Carroll County Regional Airport, last upgraded in FY 04.

	FY 21	FY 22	FY 23	FY 24	FY 25	FY 26	Prior Allocation	Balance to Complete	Total Project Cost
Engineering/Design									0
Land Acquisition									0
Site Work									0
Construction									0
Equipment/Furnishings	200,000								200,000
Other									0
<b>EXPENDITURES</b>									
<b>TOTAL</b>	<b>200,000</b>	<b>0</b>	<b>0</b>	<b>0</b>	<b>0</b>	<b>0</b>	<b>0</b>	<b>0</b>	<b>200,000</b>
<b>SOURCES OF FUNDS</b>									
Enterprise Fund - Airport	50,000								50,000
Reallocated Airport Enterprise Fund									0
MD Aviation Administration	150,000								150,000
Federal Aviation Administration									0
<b>PROJECTED OPERATING IMPACTS</b>	<b>0</b>	<b>0</b>	<b>0</b>	<b>0</b>	<b>0</b>	<b>0</b>			

# Grounds and Maintenance Equipment

Commissioner District: 3

Stephanie R. Krome, Senior Management and Budget Analyst (410) 386-2082

6818

This project provides ongoing funding for grounds and maintenance equipment at the Carroll County Regional Airport, located off Route 97 in Westminster. The Federal Aviation Administration (FAA) has approved County use of rental revenues collected from properties that were jointly purchased by the Airport and the FAA.

	FY 21	FY 22	FY 23	FY 24	FY 25	FY 26	Prior Allocation	Balance to Complete	Total Project Cost
Engineering/Design									0
Land Acquisition									0
Site Work									0
Construction									0
Equipment/Furnishings	52,000	36,000	36,000	36,000	36,000	36,000			232,000
Other									0
<b>EXPENDITURES</b>									

<b>TOTAL</b>	<b>52,000</b>	<b>36,000</b>	<b>36,000</b>	<b>36,000</b>	<b>36,000</b>	<b>36,000</b>	<b>0</b>	<b>0</b>	<b>232,000</b>
--------------	---------------	---------------	---------------	---------------	---------------	---------------	----------	----------	----------------

<b>SOURCES OF FUNDS</b>									
Transfer from General Fund	32,000	16,000	16,000	16,000	16,000	16,000			112,000
Reallocated GF Transfer									0
Bonds									0
Federal Aviation Administration	20,000	20,000	20,000	20,000	20,000	20,000			120,000

<b>PROJECTED OPERATING IMPACTS</b>									
	0	0	0	0	0	0			0

FIBER NETWORK  
ENTERPRISE FUND



COMMUNITY INVESTMENT PLAN FOR FISCAL YEARS 2021 TO 2026

	2021	2022	2023	2024	2025	2026	Prior Allocation	Balance To Complete	Total Project Cost
<b>FIBER NETWORK ENTERPRISE FUND</b>									
CCPN Equipment Replacement	\$0	\$1,022,680	\$0	\$0	\$0	\$0	\$0	\$0	\$1,022,680
<b>FIBER NETWORK ENTERPRISE FUND TOTAL</b>	<b>\$0</b>	<b>\$1,022,680</b>	<b>\$0</b>	<b>\$0</b>	<b>\$0</b>	<b>\$0</b>	<b>\$0</b>	<b>\$0</b>	<b>\$1,022,680</b>
SOURCES OF FUNDING:									
Transfer from General Fund	\$0	\$1,022,680	\$0	\$0	\$0	\$0	\$0	\$0	\$1,022,680
<b>FIBER NETWORK ENTERPRISE FUND</b>	<b>\$0</b>	<b>\$1,022,680</b>	<b>\$0</b>	<b>\$0</b>	<b>\$0</b>	<b>\$0</b>	<b>\$0</b>	<b>\$0</b>	<b>\$1,022,680</b>

# CCPN Equipment Replacement

Chizuko M. Godwin, Management and Budget Analyst (410) 386-2082

6602

This project provides planned funding for the replacement of equipment installed in FY 15 for the Carroll County Public Network (CCPN).

*Operating impacts include hardware maintenance agreements.*

	FY 21	FY 22	FY 23	FY 24	FY 25	FY 26	Prior Allocation	Balance to Complete	Total Project Cost
Engineering/Design									0
Land Acquisition									0
Site Work									0
Construction									0
Equipment/Furnishings		1,022,680							1,022,680
Other									0
<b>EXPENDITURES</b>									
<b>TOTAL</b>	<b>0</b>	<b>1,022,680</b>	<b>0</b>	<b>0</b>	<b>0</b>	<b>0</b>	<b>0</b>	<b>0</b>	<b>1,022,680</b>
<b>SOURCES OF FUNDS</b>									
Transfer from General Fund		1,022,680							1,022,680
Reallocated GF Transfer									0
Bonds									0
Enterprise Fund - Fiber									0
<b>PROJECTED OPERATING IMPACTS</b>	<b>0</b>	<b>0</b>	<b>0</b>	<b>90,000</b>	<b>94,500</b>	<b>99,225</b>			

UTILITIES  
ENTERPRISE FUND





COMMUNITY INVESTMENT PLAN FOR FISCAL YEARS 2021 TO 2026

	2021	2022	2023	2024	2025	2026	Prior Allocation	Balance To Complete	Total Project Cost
<b>UTILITIES ENTERPRISE FUND</b>									
County Sewer Line Rehabilitation and Replacement	\$481,000	\$481,000	\$481,000	\$481,000	\$481,000	\$481,000	\$0	\$0	\$2,886,000
County Water Line Rehabilitation and Replacement	759,000	798,000	837,000	879,000	923,000	0	726,000	0	4,922,000
Freedom Water Treatment Plant Equipment Replacement	500,000	103,490	0	0	0	0	0	0	603,490
Freedom Wells and Connections	344,000	975,000	0	0	0	0	1,079,000	0	2,398,000
Freedom WTP Membrane Replacement	206,000	206,000	206,000	206,000	206,000	206,000	1,287,250	0	2,523,250
Hampstead WWTP Effluent Line	1,000,000	0	0	0	0	0	1,968,000	0	2,968,000
Hydrant Replacements	100,000	0	0	0	0	0	1,952,350	0	2,052,350
North Pump Station	0	0	0	0	0	0	2,340,000	0	2,340,000
Patapsco Valley Pump Station Upgrade	0	0	0	305,000	2,210,000	0	0	0	2,515,000
Pleasant Valley WWTP Rehabilitation	1,000,000	0	0	0	0	0	0	0	1,000,000
Runnymede Wastewater Treatment Facility Rehabilitation	0	44,000	297,000	0	0	0	28,000	0	369,000
Sewer Grinder Installation and Rehabilitation	60,500	0	0	0	0	0	121,000	0	181,500
Sewer Manhole Rehabilitation	83,000	87,000	91,000	96,000	99,000	102,000	2,234,200	0	2,792,200
Shiloh Pump Station Expansion	0	0	220,000	1,455,000	0	0	0	0	1,675,000
South Carroll Wastewater Treatment Facility Rehabilitation	495,000	0	0	0	0	0	163,000	0	658,000
Standby Generator Replacement	144,000	37,000	33,000	0	0	0	403,550	0	617,550
Sykesville Pump Station Expansion	0	0	290,000	2,086,200	0	0	0	0	2,376,200
Tank Rehabilitation and Replacement	565,000	565,000	565,000	565,000	565,000	565,000	2,933,032	0	6,323,032
Town of Sykesville Main Street Water and Sewer Upgrades	3,180,000	3,018,156	0	0	0	0	1,965,000	0	8,163,156
Town of Sykesville Water and Sewer Upgrades	900,000	1,475,000	8,043,902	0	0	0	0	0	10,418,902
Warfield Complex	364,500	0	0	0	0	0	335,500	0	700,000
Water Main Loops	440,000	440,000	440,000	440,000	440,000	440,000	1,337,872	0	3,977,872
Water Main Valve Replacement	357,000	357,000	357,000	357,000	357,000	358,642	1,682,700	0	3,826,342
Water Meters	649,000	671,000	687,500	709,500	731,000	753,000	5,722,629	0	9,923,629
Water Service Line Replacement	295,900	310,800	326,700	342,600	352,000	90,000	1,767,500	0	3,485,500
Winfield Pump Station Rehabilitation	0	400,000	0	0	0	0	0	0	400,000
<b>UTILITIES ENTERPRISE FUND TOTAL</b>	<b>\$11,923,900</b>	<b>\$9,968,446</b>	<b>\$12,875,102</b>	<b>\$7,922,300</b>	<b>\$6,364,000</b>	<b>\$2,995,642</b>	<b>\$28,046,583</b>	<b>\$0</b>	<b>\$80,095,973</b>
<b>SOURCES OF FUNDING:</b>									
Transfer from General Fund	\$495,000	\$444,000	\$297,000	\$0	\$0	\$0	\$191,000	\$0	\$1,427,000
Transfer from IDA	416,000	0	0	0	0	0	300,000	0	716,000
Utilities Maintenance Fee	4,544,000	5,729,156	9,296,402	1,274,500	1,296,000	1,318,000	4,438,334	0	27,896,392
Utilities Sewer User Fees	2,098,240	605,000	1,115,000	4,270,700	1,685,000	583,000	7,602,243	0	17,959,183
Reallocated Utilities Sewer User Fees	0	0	0	0	0	0	17,257	0	17,257
Utilities Water User Fees	3,639,660	3,190,290	2,166,700	2,224,600	2,278,000	1,094,642	15,299,127	0	29,893,019
Reallocated Utilities Water User Fees	231,000	0	0	0	0	0	0	0	231,000
Area Connection Charges	0	0	0	152,500	1,105,000	0	198,622	0	1,456,122
State	500,000	0	0	0	0	0	0	0	500,000
<b>UTILITIES ENTERPRISE FUND</b>	<b>\$11,923,900</b>	<b>\$9,968,446</b>	<b>\$12,875,102</b>	<b>\$7,922,300</b>	<b>\$6,364,000</b>	<b>\$2,995,642</b>	<b>\$28,046,583</b>	<b>\$0</b>	<b>\$80,095,973</b>

# County Sewer Line Rehabilitation and Replacement

Stephanie R. Krome, Senior Management and Budget Analyst (410) 386-2082

Proj #

This project provides ongoing funding for the rehabilitation, repair, or replacement of aging sewer lines in the Freedom, Hampstead, and Pleasant Valley Service Areas.

This project combines the former Hampstead Sewer Rehabilitation, Freedom Sewer Rehabilitation, and Sewer Line Repair, Replacement, and New Installation projects.

	FY 21	FY 22	FY 23	FY 24	FY 25	FY 26	Prior Allocation	Balance to Complete	Total Project Cost
Engineering/Design									0
Land Acquisition									0
Site Work									0
Construction	440,000	440,000	440,000	440,000	440,000	440,000			2,640,000
Equipment/Furnishings									0
Other	41,000	41,000	41,000	41,000	41,000	41,000			246,000
<b>EXPENDITURES</b>									
<b>TOTAL</b>	<b>481,000</b>	<b>481,000</b>	<b>481,000</b>	<b>481,000</b>	<b>481,000</b>	<b>481,000</b>	<b>0</b>	<b>0</b>	<b>2,886,000</b>
<b>SOURCES OF FUNDS</b>									
Utilities Maintenance Fee									0
Utilities Sewer User Fees	481,000	481,000	481,000	481,000	481,000	481,000			2,886,000
Utilities Water User Fees									0
Area Connection Charges									0
<b>PROJECTED OPERATING IMPACTS</b>	<b>0</b>	<b>0</b>	<b>0</b>	<b>0</b>	<b>0</b>	<b>0</b>			<b>0</b>

# County Water Line Rehabilitation and Replacement

Stephanie R. Krome, Senior Management and Budget Analyst (410) 386-2082

6456

This project provides ongoing funding for the rehabilitation, repair, or replacement of aging water lines in the Freedom, Bark Hill, and Pleasant Valley Service Areas.

	FY 21	FY 22	FY 23	FY 24	FY 25	FY 26	Prior Allocation	Balance to Complete	Total Project Cost
Engineering/Design	187,000	204,000	216,000	230,000	241,000				<b>1,078,000</b>
Land Acquisition									<b>0</b>
Site Work									<b>0</b>
Construction	520,000	540,000	565,000	590,000	620,000		660,000		<b>3,495,000</b>
Equipment/Furnishings									<b>0</b>
Other	52,000	54,000	56,000	59,000	62,000		66,000		<b>349,000</b>
<b>EXPENDITURES</b>									
<b>TOTAL</b>	<b>759,000</b>	<b>798,000</b>	<b>837,000</b>	<b>879,000</b>	<b>923,000</b>	<b>0</b>	<b>726,000</b>	<b>0</b>	<b>4,922,000</b>
<b>SOURCES OF FUNDS</b>									
Utilities Maintenance Fee									<b>0</b>
Utilities Sewer User Fees									<b>0</b>
Utilities Water User Fees	759,000	798,000	837,000	879,000	923,000		726,000		<b>4,922,000</b>
Area Connection Charges									<b>0</b>
<b>PROJECTED OPERATING IMPACTS</b>	<b>0</b>	<b>0</b>	<b>0</b>	<b>0</b>	<b>0</b>	<b>0</b>			

# Freedom Wells and Connections

Commissioner District: 5

Stephanie R. Krome, Senior Management and Budget Analyst (410) 386-2082

6445

This project provides funding to add wells to provide additional sources of water to the Freedom Water Service Area and rehabilitate existing well houses.

*Operating impacts to be determined as the project develops.*

	FY 21	FY 22	FY 23	FY 24	FY 25	FY 26	Prior Allocation	Balance to Complete	Total Project Cost
Engineering/Design		150,000					195,000		<b>345,000</b>
Land Acquisition							110,000		<b>110,000</b>
Site Work									<b>0</b>
Construction	344,000	825,000					695,000		<b>1,864,000</b>
Equipment/Furnishings									<b>0</b>
Other							79,000		<b>79,000</b>
<b>EXPENDITURES</b>									
<b>TOTAL</b>	<b>344,000</b>	<b>975,000</b>	<b>0</b>	<b>0</b>	<b>0</b>	<b>0</b>	<b>1,079,000</b>	<b>0</b>	<b>2,398,000</b>
Utilities Maintenance Fee									<b>0</b>
Utilities Sewer User Fees									<b>0</b>
Utilities Water User Fees	344,000	975,000					1,079,000		<b>2,398,000</b>
Area Connection Charges									<b>0</b>
<b>PROJECTED OPERATING IMPACTS</b>	<b>0</b>	<b>0</b>	<b>0</b>	<b>0</b>	<b>0</b>	<b>0</b>			<b>0</b>

# Freedom Water Treatment Plant Equipment Replacement

Commissioner District: 5

Stephanie R. Krome, Senior Management and Budget Analyst (410) 386-2082

Proj #

This project provides funding to replace equipment at the Freedom Water Treatment Plant including the generator, finish water pumps, and motor control centers.

	FY 21	FY 22	FY 23	FY 24	FY 25	FY 26	Prior Allocation	Balance to Complete	Total Project Cost
Engineering/Design									0
Land Acquisition									0
Site Work									0
Construction	500,000	103,490							603,490
Equipment/Furnishings									0
Other									0
<b>EXPENDITURES</b>									

<b>TOTAL</b>	<b>500,000</b>	<b>103,490</b>	<b>0</b>	<b>0</b>	<b>0</b>	<b>0</b>	<b>0</b>	<b>0</b>	<b>603,490</b>
--------------	----------------	----------------	----------	----------	----------	----------	----------	----------	----------------

<b>SOURCES OF FUNDS</b>									
Utilities Sewer User Fees									0
Utilities Water User Fees	269,000	103,490							372,490
Reallocated Utilities Water User Fees	231,000								231,000
Area Connection Charges									0

<b>PROJECTED OPERATING IMPACTS</b>									
	0	0	0	0	0	0			

# Freedom WTP Membrane Replacement

Commissioner District: 5

Stephanie R. Krome, Senior Management and Budget Analyst (410) 386-2082

6434

This project provides ongoing funding to replace the membrane filters at the Freedom Water Treatment Plant (WTP), previously replaced in FY 16. Funding is being accumulated for future replacement of the filters.

	FY 21	FY 22	FY 23	FY 24	FY 25	FY 26	Prior Allocation	Balance to Complete	Total Project Cost
Engineering/Design									0
Land Acquisition									0
Site Work									0
Construction									0
Equipment/Furnishings	190,000	190,000	190,000	190,000	190,000	190,000	1,154,000		2,294,000
Other	16,000	16,000	16,000	16,000	16,000	16,000	133,250		229,250
<b>EXPENDITURES</b>									
<b>TOTAL</b>	<b>206,000</b>	<b>206,000</b>	<b>206,000</b>	<b>206,000</b>	<b>206,000</b>	<b>206,000</b>	<b>1,287,250</b>	<b>0</b>	<b>2,523,250</b>
<b>SOURCES OF FUNDS</b>									
Utilities Maintenance Fee									0
Utilities Sewer User Fees									0
Utilities Water User Fees	206,000	206,000	206,000	206,000	206,000	206,000	1,287,250		2,523,250
Area Connection Charges									0
<b>PROJECTED OPERATING IMPACTS</b>	0	0	0	0	0	0			0

# Hampstead WWTP Effluent Line

Commissioner District: 2

Stephanie R. Krome, Senior Management and Budget Analyst (410) 386-2082

6447

This project provides funding for a new effluent line from the Hampstead Wastewater Treatment Plant. The line will run from the Treatment Plant and discharge into Deep Run. This project was previously included in the Hampstead WWTP Enhanced Nutrient Removal Upgrade project.

	FY 21	FY 22	FY 23	FY 24	FY 25	FY 26	Prior Allocation	Balance to Complete	Total Project Cost
Engineering/Design									0
Land Acquisition									0
Site Work									0
Construction	1,000,000						1,968,000		2,968,000
Equipment/Furnishings									0
Other									0
<b>EXPENDITURES</b>									

<b>TOTAL</b>	<b>1,000,000</b>	<b>0</b>	<b>0</b>	<b>0</b>	<b>0</b>	<b>0</b>	<b>1,968,000</b>	<b>0</b>	<b>2,968,000</b>
--------------	------------------	----------	----------	----------	----------	----------	------------------	----------	------------------

<b>SOURCES OF FUNDS</b>									
Utilities Maintenance Fee									0
Utilities Sewer User Fees	500,000						1,968,000		2,468,000
Utilities Water User Fees									0
Area Connection Charges									0
State	500,000								500,000

<b>PROJECTED OPERATING IMPACTS</b>									
	0	0	0	0	0	0			0

# Hydrant Replacements

Stephanie R. Krome, Senior Management and Budget Analyst (410) 386-2082

6359

This project provides funding to replace County hydrants located in the Bark Hill, Pleasant Valley, and Freedom Area Water Systems.

	FY 21	FY 22	FY 23	FY 24	FY 25	FY 26	Prior Allocation	Balance to Complete	Total Project Cost
Engineering/Design									0
Land Acquisition									0
Site Work									0
Construction	100,000						235,000		335,000
Equipment/Furnishings							1,693,350		1,693,350
Other							24,000		24,000
<b>EXPENDITURES</b>									
<b>TOTAL</b>	<b>100,000</b>	<b>0</b>	<b>0</b>	<b>0</b>	<b>0</b>	<b>0</b>	<b>1,952,350</b>	<b>0</b>	<b>2,052,350</b>
<b>SOURCES OF FUNDS</b>									
Utilities Maintenance Fee							650,760		650,760
Utilities Sewer User Fees									0
Utilities Water User Fees	100,000						1,301,590		1,401,590
Area Connection Charges									0
<b>PROJECTED OPERATING IMPACTS</b>	<b>0</b>	<b>0</b>	<b>0</b>	<b>0</b>	<b>0</b>	<b>0</b>			<b>0</b>



# North Pump Station

Commissioner District: 2

Stephanie R. Krome, Senior Management and Budget Analyst (410) 386-2082

6418

This project provides funding for the replacement, expansion, and relocation of North Pump Station, currently along Route 30 in Hampstead. The existing station is at capacity with no room for expansion.

The Industrial Development Authority (IDA) will be providing funding of \$0.4M towards this project, reducing the amount of Utilities Sewer User Fees.

	FY 21	FY 22	FY 23	FY 24	FY 25	FY 26	Prior Allocation	Balance to Complete	Total Project Cost
Engineering/Design							455,000		455,000
Land Acquisition									0
Site Work									0
Construction							1,774,000		1,774,000
Equipment/Furnishings									0
Other							111,000		111,000
<b>EXPENDITURES</b>									
<b>TOTAL</b>	<b>0</b>	<b>0</b>	<b>0</b>	<b>0</b>	<b>0</b>	<b>0</b>	<b>2,340,000</b>	<b>0</b>	<b>2,340,000</b>
<b>SOURCES OF FUNDS</b>									
Transfer from IDA	416,000								416,000
Utilities Maintenance Fee									0
Utilities Sewer User Fees	(416,000)						2,250,000		1,834,000
Area Connection Charges							90,000		90,000
<b>PROJECTED OPERATING IMPACTS</b>	<b>0</b>	<b>0</b>	<b>0</b>	<b>0</b>	<b>0</b>	<b>0</b>			<b>0</b>

# Patapsco Valley Pump Station Upgrade

Commissioner District: 5

Stephanie R. Krome, Senior Management and Budget Analyst (410) 386-2082

Proj #

This project provides planned funding to rehabilitate and expand the Patapsco Valley Pump Station, located in Sykesville, to prepare for anticipated additional flows. Included are replacement pumps, controls, grinder, and generator; as well as wet well relocation, new roofing, bypass valving, fencing, and paving repairs.

	FY 21	FY 22	FY 23	FY 24	FY 25	FY 26	Prior Allocation	Balance to Complete	Total Project Cost
Engineering/Design				305,000					305,000
Land Acquisition									0
Site Work									0
Construction					2,010,000				2,010,000
Equipment/Furnishings									0
Other					200,000				200,000
<b>EXPENDITURES</b>									
<b>TOTAL</b>	<b>0</b>	<b>0</b>	<b>0</b>	<b>305,000</b>	<b>2,210,000</b>	<b>0</b>	<b>0</b>	<b>0</b>	<b>2,515,000</b>
<b>SOURCES OF FUNDS</b>									
Transfer from General Fund									0
Utilities Maintenance Fee									0
Utilities Sewer User Fees				152,500	1,105,000				1,257,500
Area Connection Charges				152,500	1,105,000				1,257,500
<b>PROJECTED OPERATING IMPACTS</b>	<b>0</b>	<b>0</b>	<b>0</b>	<b>0</b>	<b>0</b>	<b>0</b>			<b>0</b>

# Pleasant Valley WWTP Rehabilitation

Commissioner District: 1

Stephanie R. Krome, Senior Management and Budget Analyst (410) 386-2082

Proj #

This project provides funding for the rehabilitation of the Pleasant Valley Wastewater Treatment Plant (WWTP). Included are replacement pumps, controls, grinder, and generator; as well as new roofing, bypass valving, fencing, and paving repairs.

	FY 21	FY 22	FY 23	FY 24	FY 25	FY 26	Prior Allocation	Balance to Complete	Total Project Cost
Engineering/Design	100,000								100,000
Land Acquisition									0
Site Work									0
Construction	800,000								800,000
Equipment/Furnishings									0
Other	100,000								100,000
<b>EXPENDITURES</b>									
<b>TOTAL</b>	<b>1,000,000</b>	<b>0</b>	<b>0</b>	<b>0</b>	<b>0</b>	<b>0</b>	<b>0</b>	<b>0</b>	<b>1,000,000</b>
<b>SOURCES OF FUNDS</b>									
Enterprise Fund - Utilities									0
Utilities Maintenance Fee									0
Utilities Sewer User Fees	1,000,000								1,000,000
Utilities Water User Fees									0
<b>PROJECTED OPERATING IMPACTS</b>	<b>0</b>	<b>0</b>	<b>0</b>	<b>0</b>	<b>0</b>	<b>0</b>			<b>0</b>

# Runnymede Wastewater Treatment Facility Rehabilitation

Commissioner District: 1

Stephanie R. Krome, Senior Management and Budget Analyst (410) 386-2082

6457

This project provides planned funding for the rehabilitation of the Runnymede Sequential Batch Reactor (SBR) Wastewater Treatment Facility, which was put in service in 1994 and serves Runnymede Elementary School. The scope includes replacement pumps, UV blowers, a generator, and a transfer switch; as well as electrical/control upgrades, painting of the SBR tanks, and other site improvements.

	FY 21	FY 22	FY 23	FY 24	FY 25	FY 26	Prior Allocation	Balance to Complete	Total Project Cost
Engineering/Design		40,000					25,000		<b>65,000</b>
Land Acquisition									<b>0</b>
Site Work									<b>0</b>
Construction			270,000						<b>270,000</b>
Equipment/Furnishings									<b>0</b>
Other		4,000	27,000				3,000		<b>34,000</b>
<b>EXPENDITURES</b>									
<b>TOTAL</b>	<b>0</b>	<b>44,000</b>	<b>297,000</b>	<b>0</b>	<b>0</b>	<b>0</b>	<b>28,000</b>	<b>0</b>	<b>369,000</b>
<b>SOURCES OF FUNDS</b>									
Transfer from General Fund		44,000	297,000				28,000		<b>369,000</b>
Bonds									<b>0</b>
Utilities Maintenance Fee									<b>0</b>
Utilities Sewer User Fees									<b>0</b>
<b>PROJECTED OPERATING IMPACTS</b>	<b>0</b>	<b>0</b>	<b>0</b>	<b>0</b>	<b>0</b>	<b>0</b>			<b>0</b>

# Sewer Grinder Installation and Rehabilitation

Stephanie R. Krome, Senior Management and Budget Analyst (410) 386-2082

6453

This project provides funding for the installation of new grinders and the rehabilitation of existing grinders at pump stations throughout the Sewer Service Areas.

	FY 21	FY 22	FY 23	FY 24	FY 25	FY 26	Prior Allocation	Balance to Complete	Total Project Cost
Engineering/Design									0
Land Acquisition									0
Site Work									0
Construction	55,000						110,000		165,000
Equipment/Furnishings									0
Other	5,500						11,000		16,500
<b>EXPENDITURES</b>									
<b>TOTAL</b>	<b>60,500</b>	<b>0</b>	<b>0</b>	<b>0</b>	<b>0</b>	<b>0</b>	<b>121,000</b>	<b>0</b>	<b>181,500</b>
<b>SOURCES OF FUNDS</b>									
Utilities Maintenance Fee									0
Utilities Sewer User Fees	60,500						103,743		164,243
Reallocated Utilities Sewer User Fees							17,257		17,257
Utilities Water User Fees									0
<b>PROJECTED OPERATING IMPACTS</b>	<b>0</b>	<b>0</b>	<b>0</b>	<b>0</b>	<b>0</b>	<b>0</b>			<b>0</b>

# Sewer Manhole Rehabilitation

Stephanie R. Krome, Senior Management and Budget Analyst (410) 386-2082

6403

This project provides ongoing funding to rehabilitate sewer manholes. Repair strategies include: foam injection rehabilitation, spray-on lining structure rehabilitation, addition of manhole risers to raise the top of structures, and replacement of existing manhole covers with sealed structures. New manhole installations are also included in this project.

	FY 21	FY 22	FY 23	FY 24	FY 25	FY 26	Prior Allocation	Balance to Complete	Total Project Cost
Engineering/Design									0
Land Acquisition									0
Site Work									0
Construction	75,000	79,000	83,000	87,000	90,000	93,000	2,227,200		2,734,200
Equipment/Furnishings									0
Other	8,000	8,000	8,000	9,000	9,000	9,000	7,000		58,000
<b>EXPENDITURES</b>									
<b>TOTAL</b>	<b>83,000</b>	<b>87,000</b>	<b>91,000</b>	<b>96,000</b>	<b>99,000</b>	<b>102,000</b>	<b>2,234,200</b>	<b>0</b>	<b>2,792,200</b>
<b>SOURCES OF FUNDS</b>									
Utilities Maintenance Fee									0
Utilities Sewer User Fees	83,000	87,000	91,000	96,000	99,000	102,000	2,234,200		2,792,200
Utilities Water User Fees									0
Area Connection Charges									0
<b>PROJECTED OPERATING IMPACTS</b>	0	0	0	0	0	0			0

# Shiloh Pump Station Expansion

Commissioner District: 2

Stephanie R. Krome, Senior Management and Budget Analyst (410) 386-2082

Proj #

This project provides planned funding to expand capacity for anticipated future flows at the Shiloh Pump Station, located on Shiloh Road in Hampstead. Included are replacement pumps, controls, grinder, and generator; as well as new roofing, bypass valving, fencing, and paving repairs.

	FY 21	FY 22	FY 23	FY 24	FY 25	FY 26	Prior Allocation	Balance to Complete	Total Project Cost
Engineering/Design			220,000						220,000
Land Acquisition									0
Site Work									0
Construction				1,455,000					1,455,000
Equipment/Furnishings									0
Other									0
<b>EXPENDITURES</b>									
<b>TOTAL</b>	<b>0</b>	<b>0</b>	<b>220,000</b>	<b>1,455,000</b>	<b>0</b>	<b>0</b>	<b>0</b>	<b>0</b>	<b>1,675,000</b>
<b>SOURCES OF FUNDS</b>									
Utilities Maintenance Fee									0
Utilities Sewer User Fees			220,000	1,455,000					1,675,000
Utilities Water User Fees									0
Area Connection Charges									0
<b>PROJECTED OPERATING IMPACTS</b>	<b>0</b>	<b>0</b>	<b>0</b>	<b>0</b>	<b>0</b>	<b>0</b>			<b>0</b>

# South Carroll Wastewater Treatment Facility Rehabilitation

Commissioner District: 5

Stephanie R. Krome, Senior Management and Budget Analyst (410) 386-2082

6458

This project provides funding for the rehabilitation of the South Carroll Wastewater Treatment Facility, which serves South Carroll High. Included are replacement pumps, blowers, and a generator; as well as electrical and control upgrades, and other site improvements including repair of a failing outfall and headwall.

	FY 21	FY 22	FY 23	FY 24	FY 25	FY 26	Prior Allocation	Balance to Complete	Total Project Cost
Engineering/Design							80,000		<b>80,000</b>
Land Acquisition									<b>0</b>
Site Work									<b>0</b>
Construction	450,000						75,000		<b>525,000</b>
Equipment/Furnishings									<b>0</b>
Other	45,000						8,000		<b>53,000</b>
<b>EXPENDITURES</b>									

<b>TOTAL</b>	<b>495,000</b>	<b>0</b>	<b>0</b>	<b>0</b>	<b>0</b>	<b>0</b>	<b>163,000</b>	<b>0</b>	<b>658,000</b>
--------------	----------------	----------	----------	----------	----------	----------	----------------	----------	----------------

<b>SOURCES OF FUNDS</b>									
Transfer from General Fund	495,000						163,000		<b>658,000</b>
Utilities Sewer User Fees									<b>0</b>
Utilities Water User Fees									<b>0</b>
Area Connection Charges									<b>0</b>

<b>PROJECTED OPERATING IMPACTS</b>									
	0	0	0	0	0	0			



# Standby Generator Replacement

Stephanie R. Krome, Senior Management and Budget Analyst (410) 386-2082

6443

This project provides funding for replacement of aging standby generators, which are critical to providing water and sewer service should a power failure occur.

	FY 21	FY 22	FY 23	FY 24	FY 25	FY 26	Prior Allocation	Balance to Complete	Total Project Cost
Engineering/Design									0
Land Acquisition									0
Site Work									0
Construction									0
Equipment/Furnishings	130,000	33,000	30,000				277,550		470,550
Other	14,000	4,000	3,000				126,000		147,000
<b>EXPENDITURES</b>									
<b>TOTAL</b>	<b>144,000</b>	<b>37,000</b>	<b>33,000</b>	<b>0</b>	<b>0</b>	<b>0</b>	<b>403,550</b>	<b>0</b>	<b>617,550</b>
<b>SOURCES OF FUNDS</b>									
Utilities Maintenance Fee									0
Utilities Sewer User Fees	82,490	37,000	33,000				403,550		556,040
Utilities Water User Fees	61,510								61,510
Area Connection Charges									0
<b>PROJECTED OPERATING IMPACTS</b>	<b>0</b>	<b>0</b>	<b>0</b>	<b>0</b>	<b>0</b>	<b>0</b>			<b>0</b>

# Sykesville Pump Station Expansion

Commissioner District: 5

Stephanie R. Krome, Senior Management and Budget Analyst (410) 386-2082

Proj #

This project provides planned funding to expand capacity for anticipated future flows at the Sykesville Pump Station, located on Main Street in Sykesville. Included are replacement pumps, controls, grinder, and a generator; as well as wet well relocation, new roofing, bypass valving, fencing, and paving repairs.

	FY 21	FY 22	FY 23	FY 24	FY 25	FY 26	Prior Allocation	Balance to Complete	Total Project Cost
Engineering/Design			290,000						290,000
Land Acquisition									0
Site Work									0
Construction				1,914,700					1,914,700
Equipment/Furnishings									0
Other				171,500					171,500
<b>EXPENDITURES</b>									
<b>TOTAL</b>	<b>0</b>	<b>0</b>	<b>290,000</b>	<b>2,086,200</b>	<b>0</b>	<b>0</b>	<b>0</b>	<b>0</b>	<b>2,376,200</b>
<b>SOURCES OF FUNDS</b>									
Utilities Maintenance Fee									0
Utilities Sewer User Fees			290,000	2,086,200					2,376,200
Utilities Water User Fees									0
Area Connection Charges									0
<b>PROJECTED OPERATING IMPACTS</b>	<b>0</b>	<b>0</b>	<b>0</b>	<b>0</b>	<b>0</b>	<b>0</b>			<b>0</b>

# Tank Rehabilitation and Replacement

Stephanie R. Krome, Senior Management and Budget Analyst (410) 386-2082

6332

This project provides ongoing funding for tank inspections every three years and the rehabilitation and/or replacement of existing tanks. General maintenance, site work, and repairs are also included. Listed below are planned projects:

Bartholow  
Linton  
Pleasant Valley

	FY 21	FY 22	FY 23	FY 24	FY 25	FY 26	Prior Allocation	Balance to Complete	Total Project Cost
Engineering/Design							102,500		<b>102,500</b>
Land Acquisition							250,000		<b>250,000</b>
Site Work	515,000	515,000	515,000	515,000	515,000	515,000	2,289,350		<b>5,379,350</b>
Construction									<b>0</b>
Equipment/Furnishings									<b>0</b>
Other	50,000	50,000	50,000	50,000	50,000	50,000	291,182		<b>591,182</b>
<b>EXPENDITURES</b>									

<b>TOTAL</b>	<b>565,000</b>	<b>565,000</b>	<b>565,000</b>	<b>565,000</b>	<b>565,000</b>	<b>565,000</b>	<b>2,933,032</b>	<b>0</b>	<b>6,323,032</b>
--------------	----------------	----------------	----------------	----------------	----------------	----------------	------------------	----------	------------------

<b>SOURCES OF FUNDS</b>									
Enterprise Fund - Utilities									<b>0</b>
Utilities Maintenance Fee	565,000	565,000	565,000	565,000	565,000	565,000	1,280,000		<b>4,670,000</b>
Utilities Sewer User Fees									<b>0</b>
Utilities Water User Fees							1,653,032		<b>1,653,032</b>

<b>PROJECTED OPERATING IMPACTS</b>									
	0	0	0	0	0	0			0

# Town of Sykesville Main Street Water and Sewer Upgrades

Commissioner District: 5

Stephanie R. Krome, Senior Management and Budget Analyst (410) 386-2082

6431

This project provides funding to line clay pipes that are more than 50 years old along Main Street in the Town of Sykesville. Remaining lines within Town limits will be addressed through the Town of Sykesville Water and Sewer Upgrades project.

	FY 21	FY 22	FY 23	FY 24	FY 25	FY 26	Prior Allocation	Balance to Complete	Total Project Cost
Engineering/Design							550,000		550,000
Land Acquisition									0
Site Work									0
Construction	3,180,000	3,018,156					1,290,000		7,488,156
Equipment/Furnishings									0
Other							125,000		125,000
<b>EXPENDITURES</b>									
<b>TOTAL</b>	<b>3,180,000</b>	<b>3,018,156</b>	<b>0</b>	<b>0</b>	<b>0</b>	<b>0</b>	<b>1,965,000</b>	<b>0</b>	<b>8,163,156</b>
<b>SOURCES OF FUNDS</b>									
Enterprise Fund - Utilities									0
Utilities Maintenance Fee	2,430,000	3,018,156					715,000		6,163,156
Utilities Sewer User Fees	125,000						625,000		750,000
Utilities Water User Fees	625,000						625,000		1,250,000
<b>PROJECTED OPERATING IMPACTS</b>	<b>0</b>	<b>0</b>	<b>0</b>	<b>0</b>	<b>0</b>	<b>0</b>			<b>0</b>

# Town of Sykesville Water and Sewer Upgrades

Commissioner District: 5

Stephanie R. Krome, Senior Management and Budget Analyst (410) 386-2082

Proj #

This project provides funding to line clay pipes that are more than 50 years old in the Town of Sykesville. Main Street will be addressed through the Town of Sykesville Streetscape Water and Sewer Upgrades project.

	FY 21	FY 22	FY 23	FY 24	FY 25	FY 26	Prior Allocation	Balance to Complete	Total Project Cost
Engineering/Design	900,000								900,000
Land Acquisition									0
Site Work									0
Construction		1,475,000	8,043,902						9,518,902
Equipment/Furnishings									0
Other									0
<b>EXPENDITURES</b>									
<b>TOTAL</b>	<b>900,000</b>	<b>1,475,000</b>	<b>8,043,902</b>	<b>0</b>	<b>0</b>	<b>0</b>	<b>0</b>	<b>0</b>	<b>10,418,902</b>
<b>SOURCES OF FUNDS</b>									
Utilities Maintenance Fee	900,000	1,475,000	8,043,902						10,418,902
Utilities Sewer User Fees									0
Utilities Water User Fees									0
Area Connection Charges									0
<b>PROJECTED OPERATING IMPACTS</b>	<b>0</b>	<b>0</b>	<b>0</b>	<b>0</b>	<b>0</b>	<b>0</b>			<b>0</b>

# Warfield Complex

Commissioner District: 5

Stephanie R. Krome, Senior Management and Budget Analyst (410) 386-2082

6455

This project provides funding for the rehabilitation and/or removal and replacement of existing water and sewer lines at the Warfield Complex in Sykesville.

	FY 21	FY 22	FY 23	FY 24	FY 25	FY 26	Prior Allocation	Balance to Complete	Total Project Cost
Engineering/Design									0
Land Acquisition									0
Site Work									0
Construction							305,000		305,000
Equipment/Furnishings	334,500								334,500
Other	30,000						30,500		60,500
<b>EXPENDITURES</b>									
<b>TOTAL</b>	<b>364,500</b>	<b>0</b>	<b>0</b>	<b>0</b>	<b>0</b>	<b>0</b>	<b>335,500</b>	<b>0</b>	<b>700,000</b>
<b>SOURCES OF FUNDS</b>									
Transfer from IDA							300,000		300,000
Utilities Sewer User Fees	182,250						17,750		200,000
Utilities Water User Fees	182,250						17,750		200,000
Area Connection Charges									0
<b>PROJECTED OPERATING IMPACTS</b>	<b>0</b>	<b>0</b>	<b>0</b>	<b>0</b>	<b>0</b>	<b>0</b>			<b>0</b>

# Water Main Loops

Commissioner District: 5

Stephanie R. Krome, Senior Management and Budget Analyst (410) 386-2082

6425

This project provides ongoing funding to connect various water mains in the Freedom Area Water System. Looping of water mains is the connection of dead ends of two separate water lines. Connecting these lines improves water flow throughout the system, and helps maintain and improve water quality.

	FY 21	FY 22	FY 23	FY 24	FY 25	FY 26	Prior Allocation	Balance to Complete	Total Project Cost
Engineering/Design							50,622		<b>50,622</b>
Land Acquisition							16,000		<b>16,000</b>
Site Work									<b>0</b>
Construction	400,000	400,000	400,000	400,000	400,000	400,000	1,204,250		<b>3,604,250</b>
Equipment/Furnishings									<b>0</b>
Other	40,000	40,000	40,000	40,000	40,000	40,000	67,000		<b>307,000</b>
<b>EXPENDITURES</b>									
<b>TOTAL</b>	<b>440,000</b>	<b>440,000</b>	<b>440,000</b>	<b>440,000</b>	<b>440,000</b>	<b>440,000</b>	<b>1,337,872</b>	<b>0</b>	<b>3,977,872</b>
<b>SOURCES OF FUNDS</b>									
Utilities Maintenance Fee									<b>0</b>
Utilities Sewer User Fees									<b>0</b>
Utilities Water User Fees	440,000	440,000	440,000	440,000	440,000	440,000	1,337,872		<b>3,977,872</b>
Area Connection Charges									<b>0</b>
<b>PROJECTED OPERATING IMPACTS</b>	<b>0</b>	<b>0</b>	<b>0</b>	<b>0</b>	<b>0</b>	<b>0</b>			<b>0</b>

# Water Main Valve Replacement

Stephanie R. Krome, Senior Management and Budget Analyst (410) 386-2082

6428

This project provides ongoing funding to replace the County's water main valves and blow-off valves. Water main valves are needed to shut off lines in the event of water main breaks or if new connections are added into the system. Blow-off valves allow for water line flushing. The planned annual allocation will fund approximately 25 blow-off valve replacements and 5 water main valve replacements.

	FY 21	FY 22	FY 23	FY 24	FY 25	FY 26	Prior Allocation	Balance to Complete	Total Project Cost
Engineering/Design									0
Land Acquisition									0
Site Work									0
Construction	325,000	325,000	325,000	325,000	325,000	326,642	1,590,800		3,542,442
Equipment/Furnishings									0
Other	32,000	32,000	32,000	32,000	32,000	32,000	91,900		283,900
<b>EXPENDITURES</b>									

<b>TOTAL</b>	<b>357,000</b>	<b>357,000</b>	<b>357,000</b>	<b>357,000</b>	<b>357,000</b>	<b>358,642</b>	<b>1,682,700</b>	<b>0</b>	<b>3,826,342</b>
--------------	----------------	----------------	----------------	----------------	----------------	----------------	------------------	----------	------------------

<b>SOURCES OF FUNDS</b>									
Utilities Maintenance Fee									0
Utilities Sewer User Fees									0
Utilities Water User Fees	357,000	357,000	357,000	357,000	357,000	358,642	1,682,700		3,826,342
Area Connection Charges									0

<b>PROJECTED OPERATING IMPACTS</b>									
	0	0	0	0	0	0			0



# Water Meters

Stephanie R. Krome, Senior Management and Budget Analyst (410) 386-2082

6311

This project provides ongoing funding for the upgrade and replacement of approximately 10,000 residential meters and 420 commercial meters. The upgrade includes software and hardware equipment that will enable remote readings, and could also include replacement of, or conversion to, meter vaults. Conversion moves the meter from inside private houses to a vault located in the County right-of-way to allow easier maintenance and meter readings.

	FY 21	FY 22	FY 23	FY 24	FY 25	FY 26	Prior Allocation	Balance to Complete	Total Project Cost
Engineering/Design									0
Land Acquisition									0
Site Work									0
Construction	590,000	610,000	625,000	645,000	665,000	685,000	2,801,407		6,621,407
Equipment/Furnishings							2,746,922		2,746,922
Other	59,000	61,000	62,500	64,500	66,000	68,000	174,300		555,300
<b>EXPENDITURES</b>									

<b>TOTAL</b>	<b>649,000</b>	<b>671,000</b>	<b>687,500</b>	<b>709,500</b>	<b>731,000</b>	<b>753,000</b>	<b>5,722,629</b>	<b>0</b>	<b>9,923,629</b>
--------------	----------------	----------------	----------------	----------------	----------------	----------------	------------------	----------	------------------

<b>SOURCES OF FUNDS</b>									
Utilities Maintenance Fee	649,000	671,000	687,500	709,500	731,000	753,000	1,792,574		5,993,574
Utilities Sewer User Fees									0
Utilities Water User Fees							3,821,433		3,821,433
Area Connection Charges							108,622		108,622

<b>PROJECTED OPERATING IMPACTS</b>									
	0	0	0	0	0	0			0

# Water Service Line Replacement

Commissioner District: 5

Stephanie R. Krome, Senior Management and Budget Analyst (410) 386-2082

6429

This project provides ongoing funding to replace water service lines in the Freedom Water Service Area. Leaking water lines lead to increased operational costs and loss of treated water. The annual allocation for this project funds the replacement of approximately 80 - 90 water service lines each year.

	FY 21	FY 22	FY 23	FY 24	FY 25	FY 26	Prior Allocation	Balance to Complete	Total Project Cost
Engineering/Design									0
Land Acquisition									0
Site Work									0
Construction	270,000	283,000	297,000	312,000	327,000	85,000	1,716,300		3,290,300
Equipment/Furnishings									0
Other	25,900	27,800	29,700	30,600	25,000	5,000	51,200		195,200
<b>EXPENDITURES</b>									
<b>TOTAL</b>	<b>295,900</b>	<b>310,800</b>	<b>326,700</b>	<b>342,600</b>	<b>352,000</b>	<b>90,000</b>	<b>1,767,500</b>	<b>0</b>	<b>3,485,500</b>
<b>SOURCES OF FUNDS</b>									
Utilities Sewer User Fees									0
Utilities Water User Fees	295,900	310,800	326,700	342,600	352,000	90,000	1,767,500		3,485,500
Area Connection Charges									0
Cable Franchise Fee									0
<b>PROJECTED OPERATING IMPACTS</b>	0	0	0	0	0	0			0

# Winfield Pump Station Rehabilitation

Commissioner District: 4

Stephanie R. Krome, Senior Management and Budget Analyst (410) 386-2082

Proj #

This project provides planned funding for the rehabilitation of the Winfield Pump Station, which serves Winfield Elementary. Included are replacement pumps, controls, and generator; as well as new roofing, bypass valving, fencing, and paving repairs.

	FY 21	FY 22	FY 23	FY 24	FY 25	FY 26	Prior Allocation	Balance to Complete	Total Project Cost
Engineering/Design									0
Land Acquisition									0
Site Work									0
Construction		365,000							365,000
Equipment/Furnishings									0
Other		35,000							35,000
<b>EXPENDITURES</b>									
<b>TOTAL</b>	<b>0</b>	<b>400,000</b>	<b>0</b>	<b>0</b>	<b>0</b>	<b>0</b>	<b>0</b>	<b>0</b>	<b>400,000</b>
<b>SOURCES OF FUNDS</b>									
Transfer from General Fund		400,000							400,000
Enterprise Fund - Utilities									0
Utilities Maintenance Fee									0
Utilities Sewer User Fees									0
<b>PROJECTED OPERATING IMPACTS</b>	<b>0</b>	<b>0</b>	<b>0</b>	<b>0</b>	<b>0</b>	<b>0</b>			<b>0</b>



GLOSSARY OF TERMS  
AND  
ACRONYMS



## GLOSSARY OF TERMS AND ACRONYMS

**ADA** Americans with Disabilities Act.

**AGRICULTURE TRANSFER TAX** Tax on the sale of property located within an area zoned for agriculture; proceeds are used to help fund the Agricultural Land Preservation program.

**APPROPRIATION** Legal authorization to spend a specific amount of money for a particular purpose during a fiscal period.

**BALANCED BUDGET** A budget in which total expenditures equal total revenues. By State Law, the County's budget must be balanced.

**BOE** Board of Education.

**BOND** An investment grade interest-bearing certificate of indebtedness sold by the County or another governmental agency to generate funds. The bond guarantees payment of the original investment plus interest by a specified date or dates in the future. Bonds typically involve long-term indebtedness to pay for capital projects.

**BONDED DEBT** The total amount owed by the County as a result of the sale of general obligation or other bonds guaranteed by the County Government.

**CAPITAL BUDGET** This budget funds construction and improvement projects such as schools, bridges, and roads.

**CCC** Carroll Community College.

**CCPN** Carroll County Public Network.

**COMMUNITY INVESTMENT PLAN (CIP)** A six-year plan showing anticipated capital projects and funding sources.

**DEBT SERVICE** The annual payment of principal and interest on the County's bonded debt.

**DEPARTMENT** A County agency or office. Examples are the Department of Economic Development and the Department of Public Works.

**DISTRICT LOCATION** Project location based on the five Commissioner districts within Carroll County.

**ENTERPRISE FUND** A fund established to account for the financing of self-supporting services provided by the County government. The services generate their own revenues from fees, charges, and other receipts. Carroll County presently has six enterprise funds: Airport, Fiber Network, Firearms Facility, Septage, Solid Waste, and Utilities (Water/Sewer).

**EXPENDITURE** The cost of goods delivered, or services rendered.

**FAA** Federal Aviation Administration.

**FISCAL YEAR** A 12 month period of time to which the annual operating and capital budgets apply. Carroll County's fiscal year runs from July 1st through June 30th.

**FUND** A separate budget/accounting entity with its own revenues and appropriations. The General Fund, for example, covers most of the daily operations of the County agencies and is financed by a variety of taxes and other revenues.

**GENERAL GOVERNMENT** Capital projects that do not specifically fit in one of the other five categories: Recreation and Culture, Public Works, Board of Education, Conservation and Open Space, and Enterprise Funds. General Government projects are typically related to Public Safety, Carroll Community College, Carroll County Public Library, State's Attorney's Office, Technology Services, Senior Centers, Farm Museum, and other County facilities.

**GENERAL OBLIGATION BOND** Common type of municipal bond secured by a state or local government's pledge to use legally available resources, including tax revenues, to repay bond holders.

**GIS** Geographic Information Systems.

**GRANT** A contribution of assets (usually cash) from one governmental entity (typically the State or Federal government) or other organization to another. The contribution is usually provided in support of a particular public function, project, or program.

**HVAC** Heating, ventilation, and air conditioning.

**IDA** Industrial Development Authority.

**IMPACT FEES** One-time charges assessed against new development to recover a portion of the capital cost of the additional public facilities of parks and schools needed to serve that development.

**IPA** Installment Purchase Agreement.

**LOCAL INCOME TAX (LIT)** Counties in Maryland have the authority to levy a Local Income Tax rate, which is expressed as a percentage of State taxable income. A portion of Local Income Tax is devoted to the Capital Fund for Board of Education projects.

**MALPF** Maryland Agricultural Land Preservation Foundation.

**MUNICIPALITY** City or town incorporated for local self-government.

**NPDES** National Pollutant Discharge Elimination System.



**OPERATING BUDGET** The annual budget, which supports the day-to-day operations of County agencies.

**OPERATING IMPACTS** The costs associated with implementation of projects in the capital budget. Examples include utility, maintenance, and personnel costs.

**OVERLAY** Consists of milling and patching of failed areas, and the application of hot mix asphalt over the existing road or parking lots.

**PAYGO** A fiscal policy by which capital projects are funded with current revenue. In Carroll County, in addition to Transfer to Capital Fund, other sources of current revenue are appropriated directly to the Capital Budget.

**PRIOR ALLOCATION** Legal authorization to spend a specific amount of money for a particular purpose that occurred during a previous fiscal period.

**PROGRAM OPEN SPACE (POS)** Funding provided as a portion of the State Real Estate Transfer Tax for the acquisition and development of park facilities.

**PROPERTY TAX** Tax on the value of real and personal property is levied almost exclusively by local governments. In Maryland, the State Department of Assessments and Taxation is responsible for the valuation and assessment of all property in the State. The local government is responsible for setting the tax rate to be applied to the property assessments to generate revenues in support of the local budget. A portion of Property Tax is devoted to the Capital Fund for the Agriculture Land Preservation project.

**REAPPROPRIATION** A transfer of funds that may occur when there are unspent budgeted funds from a completed or cancelled project, or when there is an unallocated project that holds funds for future use.

**RESOLUTION** Formal statement presented to Commissioners for decision.

**REVENUES** Monies received by the County to provide services needed by the public. Property Taxes, building permits, and receipts from State and Federal sources are examples. By law, revenues must meet or exceed appropriations.

**SEQUENTIAL BATCH REACTOR (SBR)** A type of sludge process for the treatment of wastewater.

**TMDL** Total Maximum Daily Load.

**WTP** Water Treatment Plant.

**WWTP** Wastewater Treatment Plant



# INDEX



# FY 21 - FY 26 CIP

## Proposed

### Index

Agriculture Land Preservation.....	75
Airport Runway Extension .....	166
Airport Summary Page .....	165
Airport Title Page .....	163
Appointed Officials.....	4
Automated Weather Observing System (AWOS) .....	167
Bark Hill Park Trail .....	111
Bear Branch Nature Center Pavilion Replacement.....	112
Board of County Commissioners Title Page .....	1
Board of County Commissioners.....	3
Bridge Inspection and Inventory.....	98
Bridge Maintenance and Structural Repair.....	99
Bridges Comparison.....	17
Bridges Summary Page.....	97
Bridges Title Page.....	95
Brown Road over Roaring Run.....	100
Budget Summary Title Page .....	43
Cape Horn Park Waterless Restroom Replacement.....	113
Capital Budget Summary Title Page.....	29
Capital Fund Appropriations – Charts .....	39
Capital Fund Appropriations – Graph.....	38
Capital Fund Revenues – Charts.....	35
Capital Fund Revenues – Graph .....	34
Career and Technology Center .....	63
Carroll Community College Systemic Renovations.....	139
Carroll Community College Technology.....	140
CCPN Equipment Replacement.....	172
Charles Carroll Gymnasium and Community Center.....	141
Cleaning and Painting of Bridge Structural Steel .....	101
Community Investment Plan for Fiscal Year 2021.....	42
Community Self-Help Projects .....	114
Comparison Charts Title Page .....	11
Conservation and Open Space Comparison.....	15
Conservation and Open Space Overview .....	73
Conservation and Open Space Summary Page.....	74
Conservation and Open Space Title Page.....	71
County Building Systemic Renovations .....	142

County Sewer Line Rehabilitation and Replacement .....	176
County Technology.....	143
County Water Line Rehabilitation and Replacement .....	177
Courthouse Annex Renovation.....	144
Deer Park Lighting Replacement.....	115
Deer Park Phase II .....	116
Detention Center Access System Replacement .....	145
East Middle School Replacement .....	64
Elections Voting Equipment.....	146
Enterprise Funds – Airport and Fiber Network Comparison.....	23
Enterprise Funds – Utilities Comparison.....	24
Enterprise Funds FY 21 – 26 Community Investment Plan .....	158
Enterprise Funds Overview Page.....	157
Enterprise Funds Title Page.....	155
Fiber Network Summary Page.....	171
Fiber Network Title Page.....	169
Fleet Lift Replacements .....	147
Freedom Water Treatment Plant Equipment Replacement .....	178
Freedom Wells and Connections .....	179
Freedom WTP Membrane Replacement.....	180
FY 19 – FY 21 All Funds Appropriations Summary.....	32
FY 19 – FY 21 All Funds Revenue Summary.....	31
FY 19 – FY 21 Capital Fund Appropriations Expanded .....	37
FY 19 – FY 21 Capital Fund Appropriations .....	36
FY 19 – FY 21 Capital Fund Revenues .....	33
FY 2021 Capital Improvement Program Budget Request .....	56
FY 2022 – 2026 Capital Improvement Program Plan .....	57
FY 21 – FY 26 Community Investment Plan .....	45
FY 21 Enterprise Fund Schedule of Reappropriations .....	161
FY 21 Schedule of Enterprise Fund Reappropriations .....	41
FY 21 Schedule of Reappropriations.....	40
Gaither Road over South Branch Patapsco.....	102
General Government Comparison .....	21
General Government Overview Page .....	137
General Government Summary Page.....	138
General Government Title Page.....	135
Generator Replacement.....	148
Gillis Falls Trail .....	117
Glossary of Terms and Acronyms Title Page.....	203
Glossary of Terms and Acronyms .....	205
Grounds and Maintenance Equipment.....	168
Hampstead WWTP Effluent Line.....	181
Hashawha and Bear Branch Paving.....	118

Hawks Hill Road over Little Pipe Creek Tributary .....	103
Highway Safety Improvements.....	86
Hydrant Replacements .....	182
Index Title Page .....	209
Index .....	211
Krimgold Park Phase II.....	119
Land Acquisition.....	120
Leister Park Phase II.....	121
Library Technology .....	149
McKinstry's Mill Road over Little Pipe Creek.....	104
North Pump Station.....	183
Northwest Trail .....	122
Old Kays Mill Road over Beaver Run.....	105
Park Restoration.....	123
Parking Lot Overlays .....	150
Patapsco Road Bridge Deck Replacement.....	106
Patapsco Valley Pump Station Upgrade .....	184
Pavement Management Program .....	87
Pavement Preservation.....	88
Paving .....	65
Piney Run Pavilion Replacement.....	124
Piney Run Pavilion Road Paving.....	125
Piney Run Paving.....	126
Piney Run Seawall and Launch Replacement .....	127
Pleasant Valley WWTP Rehabilitation.....	185
Public Safety Emergency Communication Radios .....	151
Public Safety Regional Water Supply.....	152
Public Safety Training Center.....	153
Public Schools Comparison .....	13
Public Schools Overview .....	55
Public Schools Summary Page .....	62
Public Schools Title Page .....	53
Public Works Overview .....	81
Public Works Title Page .....	79
Quick Guide to the FY 21 – 26 Community Investment Plan Title Page.....	5
Quick Guide to the FY 21 – 26 Community Investment Plan.....	7
Ramp and Sidewalk Upgrades .....	89
Recreation and Culture Comparison.....	18
Recreation and Culture Overview.....	109
Recreation and Culture Summary Page .....	110
Recreation and Culture Title Page .....	107
Relocatable Classroom Removal .....	66
Roads Comparison.....	16

Roads Summary Page .....	85
Roads Title Page .....	83
Roof Repairs .....	67
Runnymede Wastewater Treatment Facility Rehabilitation .....	186
Sewer Grinder Installation and Rehabilitation.....	187
Sewer Manhole Rehabilitation.....	188
Sheriff's Office – Eldersburg Precinct.....	154
Shiloh Pump Station Expansion.....	189
Small Drainage Structures .....	90
South Carroll Wastewater Treatment Facility Rehabilitation.....	190
Sports Complex Building Roof.....	128
Sports Complex Lighting.....	129
Standby Generator Replacement.....	191
State Road Projects .....	91
Storm Drain Rehabilitation .....	92
Storm Drain Video Inspection .....	93
Stormwater Facility Renovation .....	76
Sykesville Pump Station Expansion .....	192
Tank Rehabilitations and Replacement .....	193
Technology Improvements .....	68
Ten Year Facilities Master Plan.....	58
Tot Lot Replacement.....	130
Town Fund.....	131
Town of Sykesville Main Street Water and Sewer Upgrades.....	194
Town of Sykesville Water and Sewer Upgrades .....	195
Transfer to Operating Budget for BOE Debt Service.....	69
Union Mills Flume, Shaft, and Waterwheel Replacement .....	132
Utilities Summary Page .....	175
Utilities Title Page .....	173
Warfield Complex.....	196
Water Main Loops .....	197
Water Main Valve Replacement.....	198
Water Meters.....	199
Water Service Line Replacement.....	200
Watershed Assessment and Improvement (NPDES) .....	77
Westminster Veterans Memorial Park Phase I .....	133
Winfield Pump Station Rehabilitation .....	201